



Corrections and Community Supervision

The Comprehensive Alcohol and Substance Abuse Treatment Program 2023

CASAT PROGRAM

The New York State Department of Corrections and Community Supervision (NYSDOCCS) Comprehensive Alcohol and Substance Abuse Treatment (CASAT) program was a creation of the 1989 Prison Omnibus Legislation.¹ This legislation called for the establishment of six 200-bed alcohol and substance use treatment annexes at specified locations. Persons successfully completing the six-month long annex phase of treatment (Phase I) would be transferred to a work release facility or an appropriate community-based program (Phase II). The law also provided for an aftercare component upon release from the Department while under the supervision of the Division of Parole (Phase III). Appendix A diagrams the movement of the incarcerated individual through the CASAT program phases.

This report focuses on program trends from 2003-2023. For an in-depth description of the CASAT program, please see *“The Comprehensive Alcohol and Substance Abuse Treatment Program: 2008”*.²

PROGRAM GOALS

The CASAT program, with its mandate to provide a continuum of treatment services, is designed to achieve the following goals:

- To focus facility resources on the needs of incarcerated individuals with a history of alcohol and substance use.
- To better prepare participants for return to their families and communities upon release.
- To reduce drug and alcohol relapse rates and recidivism rates for program participants.
- To ensure appropriate aftercare services in the community.
- To increase coordination among the pertinent state and local agencies, service providers, and community organizations.

¹ The New York State Department of Correctional Services and the New York State Division of Parole were merged through Legislative action on April 1, 2011. The resulting agency is the New York State Department of Corrections and Community Supervision.

² “The Comprehensive Alcohol and Substance Abuse Treatment Program: 2008,” New York State Department of Correctional Services, Albany, New York 12226 (2009).

CURRENT PROGRAM ELIGIBILITY

- Documented history of alcohol and/or drug use.
- Minimum of 9 months to earliest release at the time of review to allow for sufficient program time, but no more than 24 months to merit eligibility (if, merit eligible) or earliest release date. One exception to this is that drug offenders may enter Phase I at 30 months to earliest release.
- Classified as medium or minimum security.
- Temporary Release approvable except for some drug offenders sentenced by judges to CASAT treatment (court-mandated CASAT). Court-mandated CASAT offenders not meeting Temporary Release eligibility, are permitted to enter Phase I but are not allowed to transition to Phase II. This group is referred to as Phase I-only participants. This program modification, implemented in May 2006, permits a larger pool of incarcerated individuals to receive intensive, residential drug treatment. Court-mandated drug offenders who meet all established CASAT requirements and approved for Presumptive Work Release, are eligible to enter Phase II upon completion of Phase I.

The review for CASAT eligibility is conducted via an automated screening. The incarcerated individual's interest in participating in a treatment program is determined during Reception processing or later at a general confinement facility during an interview between the incarcerated individual and their Offender Rehabilitation Coordinator. Following this facility level review, a Presumptive Work Release application may be forwarded to Temporary Release in Central Office for a final review of appropriateness for work release upon completion of CASAT Phase I. Those individuals found to be acceptable for temporary release represent the pool of potential participants for traditional CASAT Phase I and II programs.

Historical information on CASAT is included in this report on the DOCCS website: <https://doccs.ny.gov/system/files/documents/2022/06/2020-casat-report.pdf>.

PHASE I PARTICIPANT POPULATION: 2003-2023

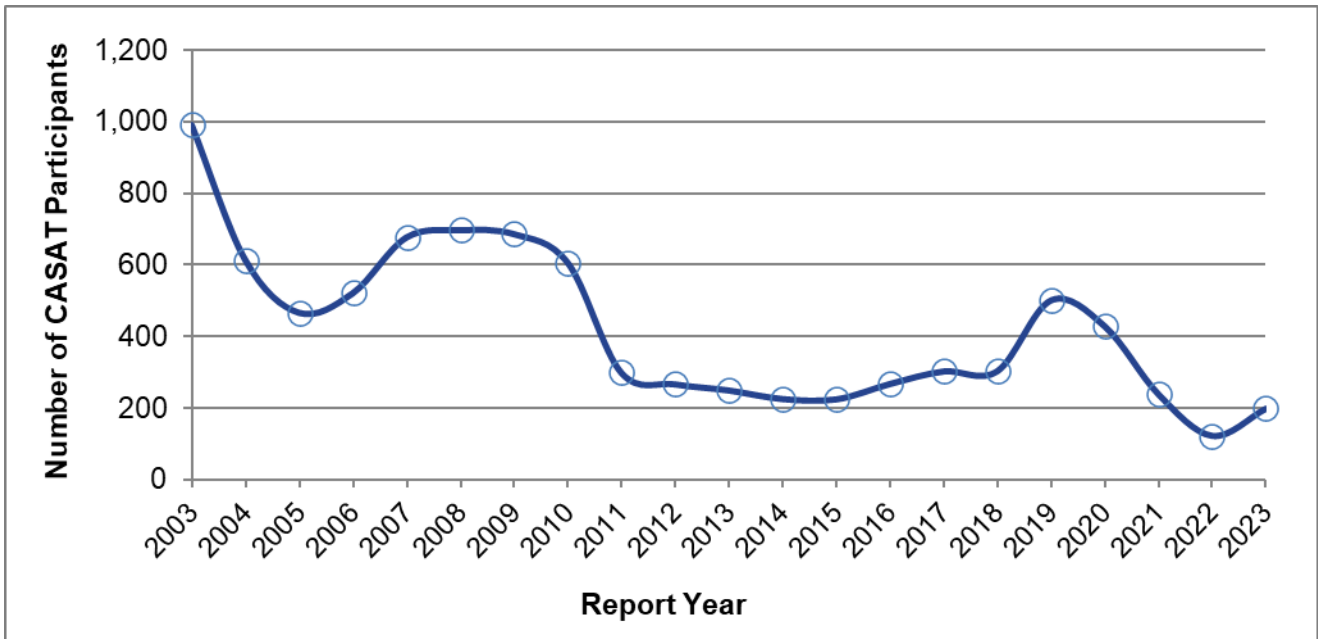
Table 1.1 and Figure 1.1 present trends in CASAT participation between 2003 and 2023.

- Declines in CASAT Phase I participation occurred between 2003 and 2005. In 2006, the first impact of permitting temporary release ineligible, court-mandated individuals in the CASAT program was observed. Program participation increased from 467 on June 30, 2005 to 522 participants on June 30, 2006 (see Table 1.1).
- After the introduction of the court-mandated, temporary release ineligible participants in 2006, Phase I participation rose until the first half of 2010 before declining. As a response to the steep decline in Phase I participation during the second half of 2010 and 2011, the Department closed Wyoming Alcohol and Substance Abuse Correctional Treatment Center (ASACTC) (120 beds) in March 2011 and reduced the program capacity of Taconic ASACTC to 44 treatment beds (from 136 beds) in May 2011 (see Table 1.1). Remaining Wyoming CASAT participants were transferred to Arthurkill and Hale Creek to complete Phase I.
- Between 2002 and 2011, the NYSDOCCS experienced a significant reduction in the under custody population. As a result, during 2011 and 2012, seven medium and minimum-security facilities were closed, including Arthurkill. CASAT participants not nearing program completion were transferred to a new 60-bed program at Marcy Correctional Facility that opened in October 2011 (see Table 1.2). The program at Marcy decreased to a 50-bed program on January 25, 2022.
- In December 2012, the program for female CASAT participants was moved from Taconic ASACTC to Albion Correctional Facility. The program capacity at Albion ASACTC increased from 40 beds to 60 beds in August 2018 and decreased to 30 beds in June 2021.
- Between 2009 and 2019, the declines in the number of incarcerated individuals eligible for the CASAT program were a consequence of the sweeping Drug Law Reform Act of 2009. Elements of this law encouraged the expansion of Drug Courts and community-based substance use treatment in order to divert drug offenders from NYSDOCCS incarceration. Since the Sentencing Reform Act (SRA) of 1995, approximately 70% to 80% of CASAT participants have been drug offenders; therefore, any decrease in drug offender commitments to NYSDOCCS would reasonably be expected to impact the availability of potential participants for the program.
- Since 2019, the decline in Phase I participants was primarily due to the overall decrease in New Court Commitments. While the number of commitments for drug offenses increased from 872 in 2020 to 1,266 in 2023, they remained 50% lower than the 2,520 drug commitments in 2019 (see Appendix B).
- On June 30, 2023, there were 199 Phase I participants, 76 more than on June 30, 2022. This was an increase of 62% in Phase I participants (See Table 1.1).
- On June 30, 2023, 11, or 2%, of the total Phase I participants were court mandated and work release ineligible, compared with 40% of Phase I participants at the end of June 2013. As a result, a larger proportion of participants who complete Phase I are eligible to participate in Phase II, which requires temporary release approval.

**Table 1.1
CASAT Phase I Participant Snapshot as of June 30
By Report Year: 2003 – 2023**

Facility	2003	2004	2005	2006	2007	2008	2009	2010	2011	2012	2013	2014	2015	2016	2017	2018	2019	2020	2021	2022	2023
Albion	0	0	0	0	0	0	0	0	0	0	28	30	28	37	37	38	56	37	16	3	10
Arthurkill	127	35	17	31	39	41	49	43	49	0	0	0	0	0	0	0	0	0	0	0	0
Butler	0	0	0	0	0	0	0	0	0	0	0	0	0	0	0	0	0	0	0	0	0
Chateauguay	0	0	0	0	0	0	0	0	0	0	0	0	0	0	0	0	0	0	0	0	0
Hale Creek	416	266	156	362	424	451	448	388	222	195	185	153	168	190	216	219	391	350	182	106	156
Marcy	192	143	178	0	0	0	0	0	0	49	37	43	29	41	50	47	55	42	41	14	33
Wyoming	90	95	58	60	125	124	126	127	0	0	0	0	0	0	0	0	0	0	0	0	0
Taconic	167	75	58	69	90	82	64	49	28	23	0	0	0	0	0	0	0	0	0	0	0
Total	992	614	467	522	678	698	687	607	299	267	250	226	225	268	303	304	502	429	239	123	199

**Figure 1.1
CASAT Phase I Participant Snapshot as of June 30
Calendar Years: 2003 - 2023**



**Table 1.2
Capacity and Participants in CASAT Programs
As of June 30, 2023***

Annex	Program Start Date	Capacity	CASAT Participants		Traditional CASAT Participants	Work Release Ineligibles
			Total	% of Program Capacity		
Hale Creek	November 1990	399	156	39%	153	3
Marcy	October 2011	50	33	66%	33	0
Albion	December 2012	30	10	33%	9	1
Total		479	199	42%	195	4

Source: DOCCS UC File

*Some program beds at CASAT facilities are occupied by individuals either waiting to begin Phase I or Phase I completers awaiting transfer to work release or general confinement facilities. These individuals are not included in these figures.

- As shown in Table 1.2, as of June 30, 2023, 42% of all CASAT program beds were filled with participants. Albion was operating at 33% capacity, Marcy was at 66% capacity, while Hale Creek was at 39% capacity.

CASAT PHASE I and PHASE II QUARTERLY TRENDS: 2017-2023

- The total number of Phase I participants generally increased between January 1, 2017 and July 1, 2019, when the number of participants reached a high point of 502 but has since declined to 171 by the end of 2023 (-66%).
- The proportion of females in Phase I was 14% at the beginning of 2017 and decreased to 5% of Phase I participants on January 1, 2024.
- Between the beginning of 2017 and the end of 2023, the number of CASAT Phase 2 participants has varied. It ranged from a high of 229 participants at the beginning of 2020 to a low of 70 in July 2020. On January 1, 2024, there were 161 Phase 2 participants. (Table 1.3).

Table 1.3
CASAT Phase I and Phase II Population:
2017- 2023

Report Date	Phase I Participants				Total	Total Phase II Participants
	Male		Female			
1/1/2017	244	86.2%	39	13.8%	283	186
4/1/2017	267	87.3%	39	12.7%	306	205
7/1/2017	266	87.8%	37	12.2%	303	220
10/1/2017	237	85.6%	40	14.4%	277	169
1/1/2018	269	87.1%	40	12.9%	309	188
4/1/2018	256	87.1%	38	12.9%	294	154
7/1/2018	266	87.5%	38	12.5%	304	144
10/1/2018	259	82.2%	56	17.8%	315	111
1/1/2019	259	82.2%	56	17.8%	315	103
4/1/2019	443	90.0%	49	10.0%	492	79
7/1/2019	446	88.8%	56	11.2%	502	122
10/1/2019	430	89.8%	46	9.6%	479	149
1/1/2020	437	88.5%	57	11.5%	494	229
4/1/2020	429	89.9%	48	10.1%	477	150
7/1/2020	292	68.1%	37	8.6%	429	70
10/1/2020	330	88.0%	45	12.0%	375	109
1/1/2021	316	87.1%	47	12.9%	363	132
4/1/2021	325	94.5%	19	5.5%	344	137
7/1/2021	223	93.3%	16	6.7%	239	128
10/1/2021	180	84.5%	12	5.6%	213	134
1/1/2022	163	95.3%	8	4.7%	171	161
4/1/2022	164	93.7%	11	6.3%	175	171
7/1/2022	120	97.6%	3	2.4%	123	166
10/1/2022	143	97.9%	3	2.1%	146	123
1/1/2023	157	96.9%	5	3.1%	162	140
4/1/2023	164	93.7%	11	6.3%	175	171
7/1/2023	189	95.0%	10	5.0%	199	134
10/1/2023	143	97.9%	3	2.1%	146	123
1/1/2024	163	95.3%	8	4.7%	171	161

CASAT PHASE II: CONTINUING SUBSTANCE USE TREATMENT

After participating in an intensive, residential, therapeutic community-based substance use treatment component in Phase I, CASAT participants eligible to enter Phase II (work release) continue in substance use treatment. Males assigned to New York City work release facilities receive treatment services at their facility. Female work release participants from the New York City area are now assigned to Edgecombe Correctional Facility with outpatient treatment services provided by the Center for Community Alternatives (CCA).

Starting in March 2007, incarcerated individuals entering CASAT Phase II in Upstate work release facilities began receiving treatment services from community outpatient treatment providers. This program is federally funded under a collaborative project with the New York State Office of Addiction Services and Supports (OASAS). The service providers are asked to report the program capacity and population. The providers' reported information on July 31, 2023 is shown in Table 1.4.

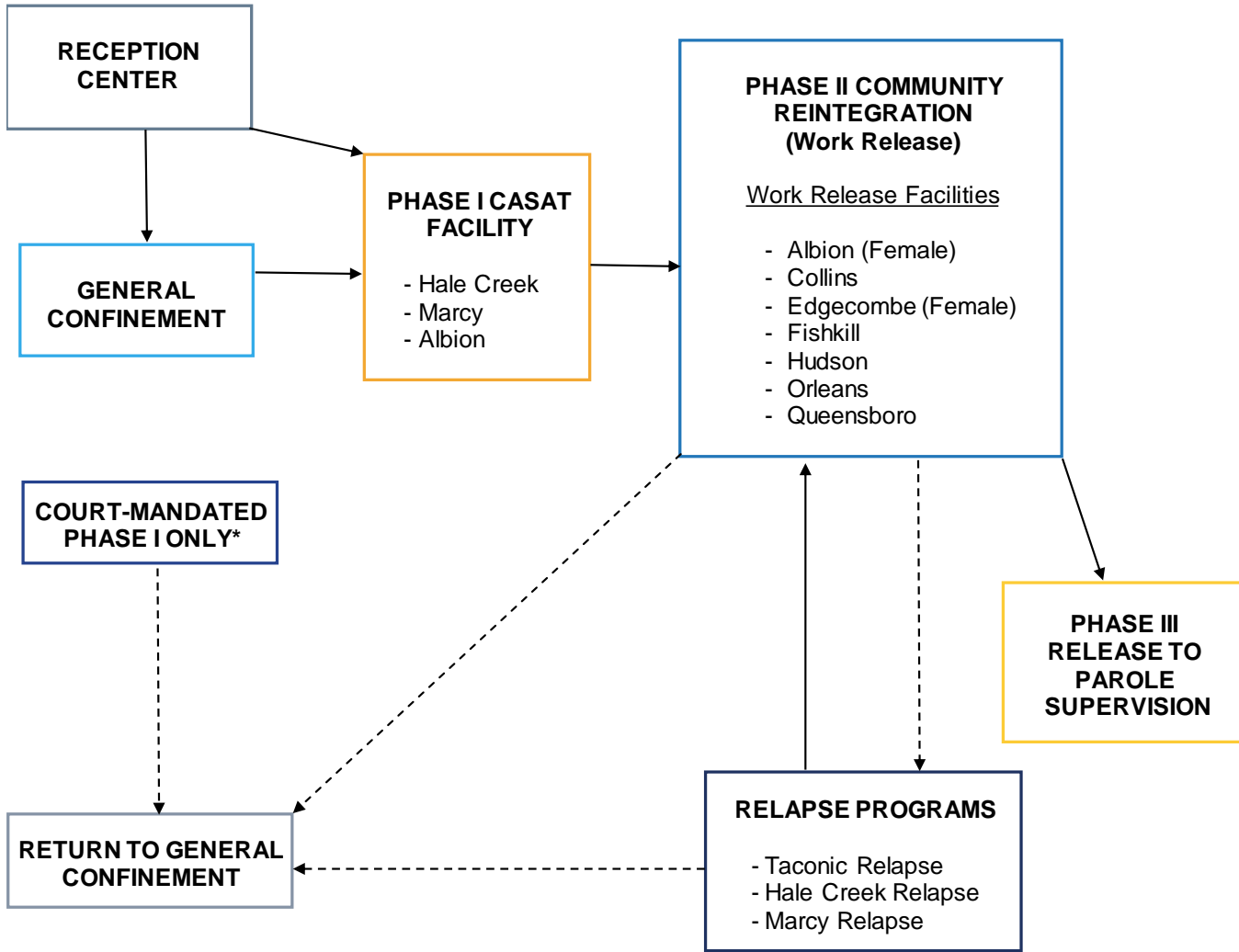
Table 1.4
Outpatient Substance Use Service Providers
Upstate CASAT Phase II Participants
July 31, 2023

Service Providers	Assigned Facility	Capacity	Caseload
Albany Area & North Country			
Conifer Park	Hudson	10	12
Twin County Recovery Services	Hudson	20	12
Buffalo/Orleans Area			
Best Self	Orleans, Albion, & Collins	25	15
Conifer Park	Orleans & Albion	25	11
Genesee Council on Alcoholism & Substance Abuse (GCASA)	Orleans & Albion	20	11
Spectrum	Orleans, Albion, & Collins	45	4
Strong Recovery	Orleans & Albion	25	9
Utica/Syracuse Area			
Insight House	Albion, Hudson, & Orleans	10	0
Syracuse Behavioral	Albion, Hudson, Orleans, & Collins	10	15
Hudson Valley Area			
Bridge Back	Fishkill	15	0
Catholic Charities	Fishkill	20	1
St. Johns Riverside	Fishkill	18	0
Turning Point	Fishkill	9	1
New York City			
CCA	Edgecombe Female	30	5
Total		282	41

CONCLUSION

In view of the fact that approximately 70% to 80% of the CASAT participants have been committed for drug offenses since the Sentencing Reform Act (SRA) of 1995, the decline in the number of such individuals committed annually to NYSDOCCS has reduced the pool of incarcerated individuals eligible for the CASAT program. The decrease in the number of New Court Commitments since 2019 further decreased the number of incarcerated individuals eligible for CASAT, although CASAT participation in 2023 increased from 2022. A greater percentage of former Phase I participants were eligible to participate in Phase II, continuing the trend from the past few years.

**Appendix A
NYS DOCCS CASAT Program
Movement of Incarcerated Individuals as of December 31, 2023**



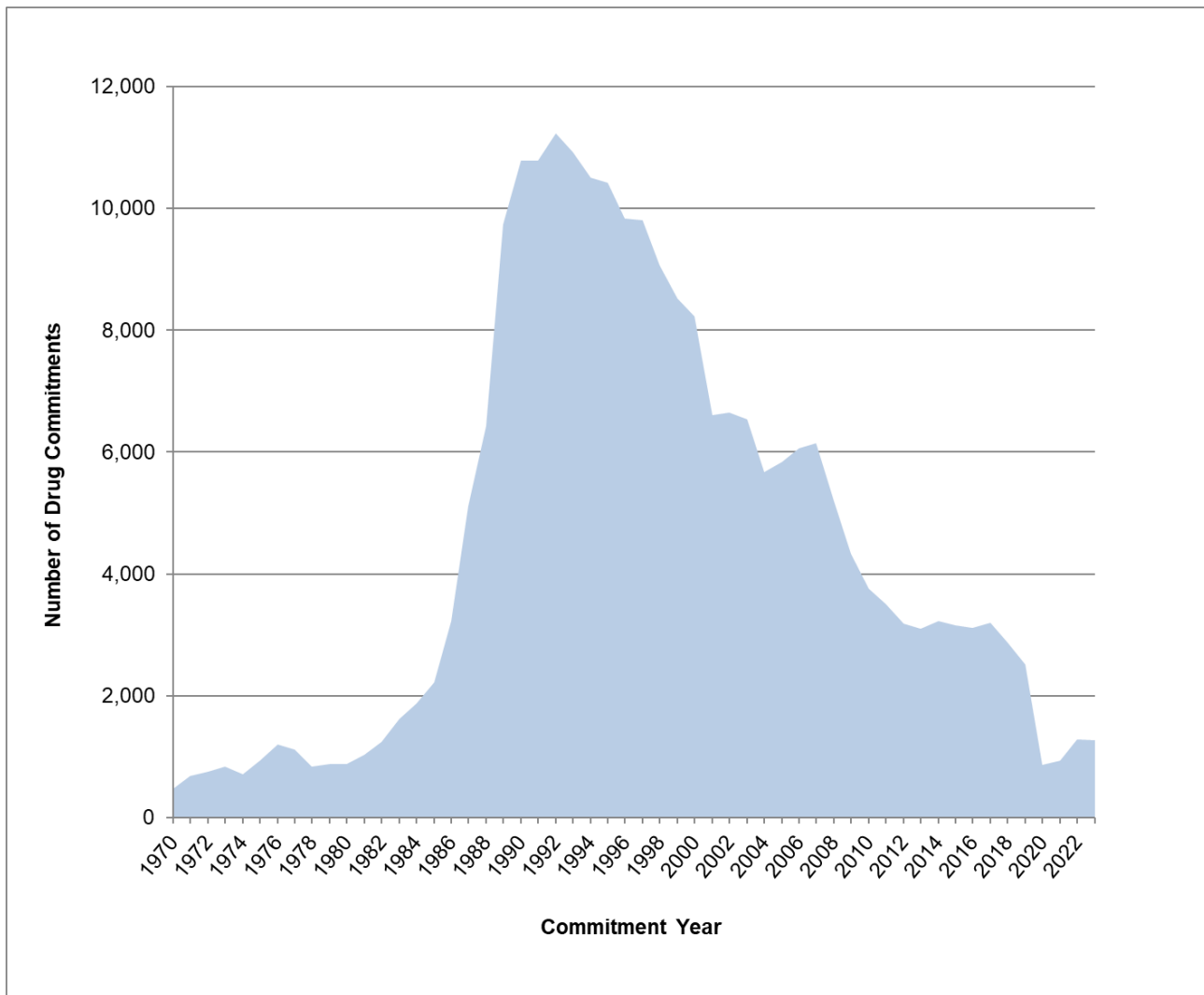
*Successful court-mandated Phase I-only participants are either paroled from the CASAT facility or are returned to general confinement.

Dotted Lines (----) Indicate failure to complete program.

Appendix B
NYS DOCCS Annual Felony Drug Commitments and Total Commitments
Calendar Years: 1970 - 2023

Year of Commitment	Drug Commitments		Total New Court Commitments
1970	470	11.1%	4,250
1971	690	13.5%	5,130
1972	751	13.2%	5,709
1973	834	12.9%	6,477
1974	713	10.7%	6,691
1975	933	12.6%	7,424
1976	1,203	14.9%	8,063
1977	1,122	13.3%	8,436
1978	844	11.7%	7,232
1979	880	11.6%	7,559
1980	886	11.1%	7,960
1981	1,036	10.1%	10,303
1982	1,243	11.9%	10,406
1983	1,625	13.0%	12,537
1984	1,874	15.3%	12,248
1985	2,218	17.9%	12,420
1986	3,228	21.7%	14,901
1987	5,106	32.6%	15,654
1988	6,432	37.2%	17,308
1989	9,742	45.3%	21,518
1990	10,784	46.7%	23,115
1991	10,778	44.7%	24,116
1992	11,225	44.6%	25,155
1993	10,920	43.9%	24,897
1994	10,508	45.4%	23,153
1995	10,418	45.3%	22,981
1996	9,841	46.4%	21,192
1997	9,810	47.2%	20,804
1998	9,063	46.6%	19,453
1999	8,520	44.5%	19,157
2000	8,225	44.3%	18,561
2001	6,606	40.0%	16,497
2002	6,647	39.1%	16,999
2003	6,540	37.7%	17,336
2004	5,667	34.6%	16,388
2005	5,839	35.7%	16,363
2006	6,060	35.9%	16,867
2007	6,147	35.6%	17,248
2008	5,190	32.8%	15,812
2009	4,324	28.2%	15,322
2010	3,756	25.5%	14,754
2011	3,510	24.2%	14,496
2012	3,189	22.7%	14,089
2013	3,096	22.6%	13,694
2014	3,225	24.3%	13,271
2015	3,165	25.0%	12,663
2016	3,117	24.2%	12,872
2017	3,118	24.3%	12,806
2018	2,893	24.9%	11,608
2019	2,520	24.2%	10,409
2020	872	22.1%	3,945
2021	934	15.6%	5,991
2022	1,289	14.3%	9,006
2023	1,266	13.8%	9,156
TOTAL	240,892	32.0%	752,402

Appendix C
NYS DOCCS Felony Drug Commitments
Calendar Years: 1970 – 2023



Prepared by:
Program Planning, Research & Evaluation