



# Corrections and Community Supervision

## Releases and Discharges from Incarceration Calendar Year 2020

## TABLE OF CONTENTS

Report Overview .....	i
Glossary of Terms.....	ii
Introduction .....	1
Section 1: Type of Release .....	3
Section 2: Commitment Offense by Sex .....	6
Section 3: Time Served by Commitment Offense .....	8
Time Served by Felony Offender Status.....	9
Trends in Time Served 2016-2020 .....	10
Section 4: Time Served by Felony Class .....	11
Felony Class by Felony Offender Status .....	11
Felony Class by Time Served.....	13
Trends in Time Served by Violent Felony Offenders .....	15
Section 5: Time Served by Minimum Sentence Length .....	17
Section 6: Time Served by Drug Offenders .....	18
Section 7: Demographic Characteristics .....	20
Sex and Race/Ethnic Status.....	20
Age at Release.....	21
Region and County of Commitment.....	23
Appendix A: Range of Minimum and Maximum Sentence By Felony Class Category .....	25
Appendix B: New York State Department of Corrections and Community Supervision Crime Codes.....	32

## REPORT OVERVIEW

### *2020 RELEASES AND DISCHARGES FROM INCARCERATION*

This document describes the characteristics of individuals released or discharged from incarceration under the custody of the New York State Department of Corrections and Community Supervision (DOCCS) during calendar year 2020 (N=18,289). The majority of this report will focus on individuals released from prison into the community for the first time on their current sentence (N=10,857); however, this is only one of the two most common ways an individual can be released from a DOCCS facility (the other is a release after a return to prison for violating conditions of parole or post-release supervision). In addition, individuals can be released or discharged from DOCCS custody for reasons that include transfer to another agency, death, and court ordered discharge.

This report presents information on these first releases and the length of time served in custody according to various legal history criteria such as commitment offense, felony class, category of commitment offense and minimum sentence length. For comparative purposes, there are also two tables and one figure that show trends in time served in custody across the years 2016 through 2020 (see **Table 8**, **Table 13**, and **Figure 5**).

## GLOSSARY OF TERMS

*This glossary of terms is a reference tool for readers and includes terms used in this report. In 2011, when the former NYS Division of Parole merged with the former Department of Correctional Services to form the NYS Department of Corrections and Community Supervision (DOCCS), efforts were made to define our joint populations and agency functions as clearly and comprehensively as possible.*

### **Types of DOCCS Facilities**

Correctional Facility – a traditional “prison” in which incarcerated individuals are housed.

Parole Program Facility – a facility that houses a specialized treatment program (for example, Willard Drug Treatment Campus, Edgecombe Residential Treatment Program, Parole Diversion Programs) for individuals under Community Supervision or returned to prison for violating conditions of release.

### **Types of DOCCS Incarcerated Individuals**

Incarcerated Individual – a convicted felon under custody in a DOCCS facility. This includes releasees incarcerated in DOCCS facilities to participate in programs.

Releasee – an individual who is under Community Supervision, including those who are incarcerated or supervised out of state.

### **Types of DOCCS Program Participants**

Alt 90 Participants – technical parole violators who had their parole supervision revoked and are participating in the 90-day alternative drug treatment program at the Willard Drug Treatment Campus or an alternate facility.

Alt 45 Participants – technical parole violators who had their parole supervision revoked and are participating in the 45-day alternative drug treatment program at Edgecombe.

Judicially Sanctioned Offender (JS) – individuals who were sentenced by the court to the Willard Drug Treatment Campus as an alternative to incarceration in a DOCCS general confinement facility and are participating in the program as incarcerated releasees.

Willard Parole Violator (PV) – parole violators who were revoked and restored to participate in the Willard Drug Treatment program. These individuals are under Community Supervision and are participating in the program as incarcerated releasees.

Parole Diversion Program (PDP) Participants – releasees who have been removed from the community to participate in a 45-day treatment program at a parole program facility (e.g., Edgecombe Residential Treatment Facility (RTF), Orleans PDP, Taconic PDP,

and Hale Creek PDP). These individuals are under Community Supervision and are participating in the program as incarcerated releasees.

### **Types of DOCCS Incarcerated Individual Movement**

Release from Prison – the exit of an incarcerated individual from a correctional facility to the community to complete a term of Community Supervision (e.g., parole release, conditional release).

Discharge from Prison – the exit from a correctional facility of an individual who will not be completing a period of time under Community Supervision (e.g., death, maximum expiration of sentence).

Release to Supervision – the entrance of an individual to Community Supervision’s jurisdiction (e.g., release from prison, a Judicially Sanctioned case, a Juvenile Offender released from an Office of Children and Family Services secure facility).

## INTRODUCTION

This report includes information on all individuals under the jurisdiction of DOCCS who were incarcerated in a correctional facility or a parole program facility and were released or discharged from a facility during 2020.

**Releases During Calendar Year 2020:** Although the majority of this report focuses on individuals first released from custody to the community during 2020, this introductory section provides some background regarding all incarcerated individuals released or discharged from DOCCS facilities during 2020. There were 18,289 releases during calendar year 2020 (see **Table 1**). Total releases from parole program facilities during 2020 include 569 individuals who were participants in either the Alt 90 or Alt 45 program.

During 2020, 90% (16,508) of releases from DOCCS facilities were from correctional facilities and 10% (1,781) were from parole program facilities.

**TABLE 1  
FACILITY TYPE<sup>1</sup>  
2020 RELEASES**

RELEASE FACILITY TYPE	INCARCERATED RELEASEES		INCARCERATED INDIVIDUALS		GRAND TOTAL	
	#	%	#	%	#	%
CORRECTIONAL FACILITIES	406	25.1%	16,102	96.6%	16,508	90.3%
PAROLE PROGRAM FACILITIES	1,212	74.9%	569	3.4%	1,781	9.7%
<b>TOTAL</b>	1,618	100.0%	16,671	100.0%	18,289	100.0%

Most (82%) of the releases during 2020 were to the community to complete a term of Community Supervision. Among these releases to community supervision, there were 1,028 (7%) Alternate program participants (see **Table 2**).

There were 1,765 (10%) individuals that were released in 2020 and were not required to complete a term of Community Supervision. Of these 1,765 “other” releases, 1,229 (70%) were released after serving the maximum time on their sentence.

<sup>1</sup> Included in these figures are 1,618 incarcerated releasees who were released from custody following participation in a program at a DOCCS facility.

Incarcerated releasee releases made up the remaining 9% (1,618) of the total releases from DOCCS facilities in 2020. Of the incarcerated releasee releases, about one-third (30%) were Willard Parole Violators.

**TABLE 2  
RELEASE/DISCHARGE TYPE AND INCARCERATION STATUS  
2020 RELEASES**

<b>RELEASE TYPE</b>	<b>#</b>	<b>%</b>
<i>RELEASES TO COMMUNITY SUPERVISION</i>		
PAROLE,CR,ME-PRS	13,878	93.1%
ALT PROGRAM CASES	1,028	6.9%
<b>Subtotal</b>	<b>14,906</b>	<b>81.5%</b>
<i>OTHER RELEASES</i>		
MAXIMUM EXPIRATION	1,229	69.6%
OTHER RELEASE OR DISCHARGE	536	30.4%
<b>Subtotal</b>	<b>1,765</b>	<b>9.7%</b>
<b>TOTAL INCARCERATED INDIVIDUAL RELEASES</b>	<b>16,671</b>	<b>91.2%</b>
<b>INCARCERATED RELEASEES RELEASES</b>		
JUDICIALLY SANCTIONED	382	23.6%
WILLARD PAROLE VIOLATORS	479	29.6%
EDGECOMBE RTF & PAROLE DIVERSION PROGRAMS	507	31.3%
OTHER PROGRAMS*	250	15.5%
<b>TOTAL INCARCERATED RELEASEES</b>	<b>1,618</b>	<b>8.8%</b>
<b>GRAND TOTAL</b>	<b>18,289</b>	<b>100.0%</b>

\*Other Program releases represent releases from RTF discharges.

The remainder of the report excludes incarcerated releasee releases.

## SECTION 1: TYPE OF RELEASE

Of the 16,671 releases in 2020, 6,469 (39%) were released to Community Supervision as a result of Parole Board decisions<sup>2</sup>, another 6,452 (39%) were released to Community Supervision after reaching an approved conditional release date, 1,028 (6%) were released after participation in the Alt 90 or Alt 45 program, and 1,229 (7%) were released with no further supervision as a result of serving time until the maximum expiration of their sentence (see **Table 3** and **Figure 1**). There were also 957 (6%) individuals released who reached the maximum expiration of their sentence but were required to serve Post-Release Supervision in the community. The sum of these five release types, 16,135, is considered to be the number of releases to the community. Most of these cases (92%) were released to complete a term of Community Supervision. In addition, 536 individuals were released or discharged from the custody of DOCCS in 2020 by transfer to other agency, court ordered discharge, escape, absconding, temporary release arrest, death, or other release types.

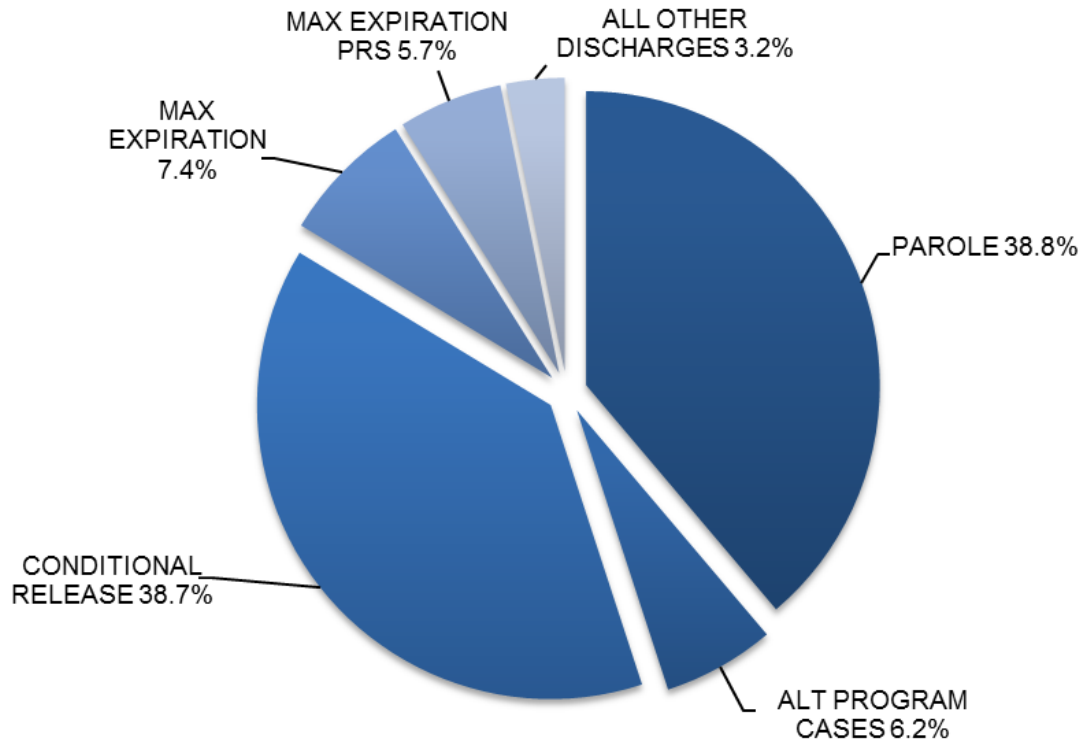
**TABLE 3  
RELEASE TYPE BY SEX  
2020 RELEASES FROM PRISON**

RELEASE TYPE	MALE		FEMALE		TOTAL	
	#	%	#	%	#	%
<b>RELEASES TO THE COMMUNITY</b>						
PAROLE	5,927	38.2%	542	47.6%	6,469	38.8%
ALT PROGRAM CASES	981	6.3%	47	4.1%	1,028	6.2%
CONDITIONAL RELEASE	6,057	39.0%	395	34.7%	6,452	38.7%
MAXIMUM EXPIRATION	1,145	7.4%	84	7.4%	1,229	7.4%
MAX EXPIRATION PRS	924	5.9%	33	2.9%	957	5.7%
<b>Subtotal</b>	<b>15,034</b>	<b>96.8%</b>	<b>1,101</b>	<b>96.7%</b>	<b>16,135</b>	<b>96.8%</b>
<b>OTHER RELEASES/ DISCHARGES</b>						
TRANSFER OTHER AGENCY	157	1.0%	13	1.1%	170	1.0%
COURT ORDER DISCHARGE	90	0.6%	5	0.4%	95	0.6%
ESCAPE	0	0.0%	0	0.0%	0	0.0%
ABSCONDENCE	85	0.5%	11	1.0%	96	0.6%
TEMP REL ARREST	29	0.2%	2	0.2%	31	0.2%
DEATH	118	0.8%	2	0.2%	120	0.7%
OTHER RELEASE	19	0.1%	5	0.4%	24	0.1%
<b>Subtotal</b>	<b>498</b>	<b>3.2%</b>	<b>38</b>	<b>3.3%</b>	<b>536</b>	<b>3.2%</b>
<b>GRAND TOTAL</b>	<b>15,532</b>	<b>100.0%</b>	<b>1,139</b>	<b>100.0%</b>	<b>16,671</b>	<b>100.0%</b>

<sup>2</sup> Parole releases represent individuals released after being approved for release at a Parole Board interview and individuals re-released to Community Supervision after having been returned to prison as the result of violation.



**Figure 1**  
**Type of Release**  
**(2020 Total Releases, N=16,671)**



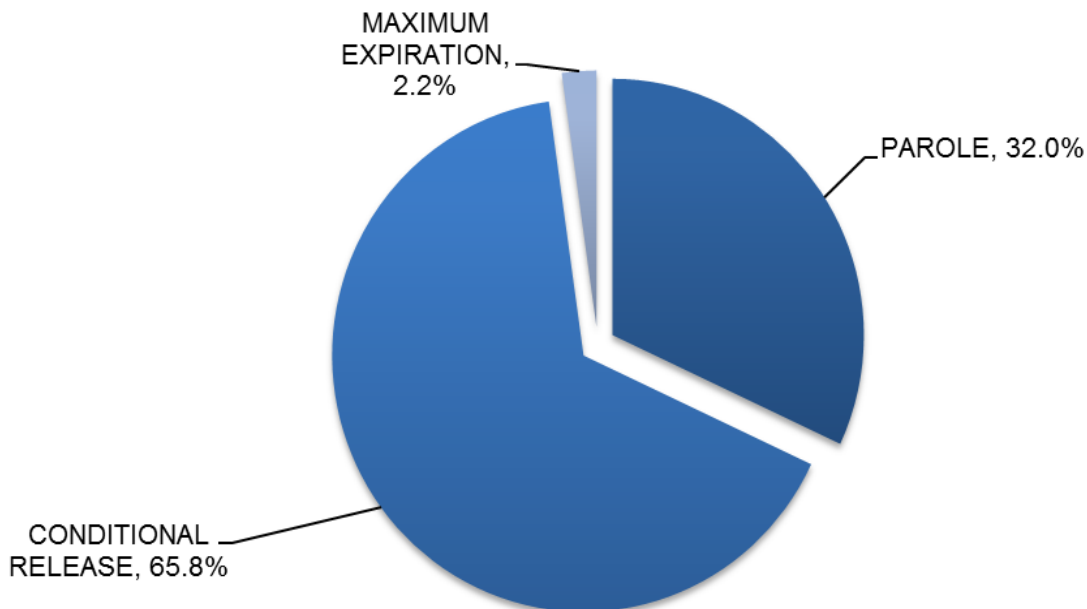
**2020 First Release Demographics:** A significant portion (65%) of the 16,671 individuals released or discharged (10,857) from DOCCS custody in 2020 were identified as first releases. These were individuals who were released to the community for the **first time** on their current sentence due to release by the Board of Parole (3,471), release due to reaching their approved conditional release date (including maximum expiration with post-release supervision) (7,146), or release based on reaching maximum expiration of sentence (240) (see **Table 4** and **Figure 2**).

The tables in subsequent sections of this report are based solely on the 10,857 individuals identified as first releases.

**TABLE 4  
FIRST RELEASE TYPE  
2020 FIRST RELEASES FROM PRISON**

RELEASE YEAR	RELEASE TYPE						TOTAL	
	PAROLE		CONDITIONAL RELEASE *		MAXIMUM EXPIRATION			
	#	%	#	%	#	%	#	%
2020	3,471	32.0%	7,146	65.8%	240	2.2%	10,857	100.0%

**Figure 2  
Release Type  
2020 First Releases from Prison (N=10,857)**

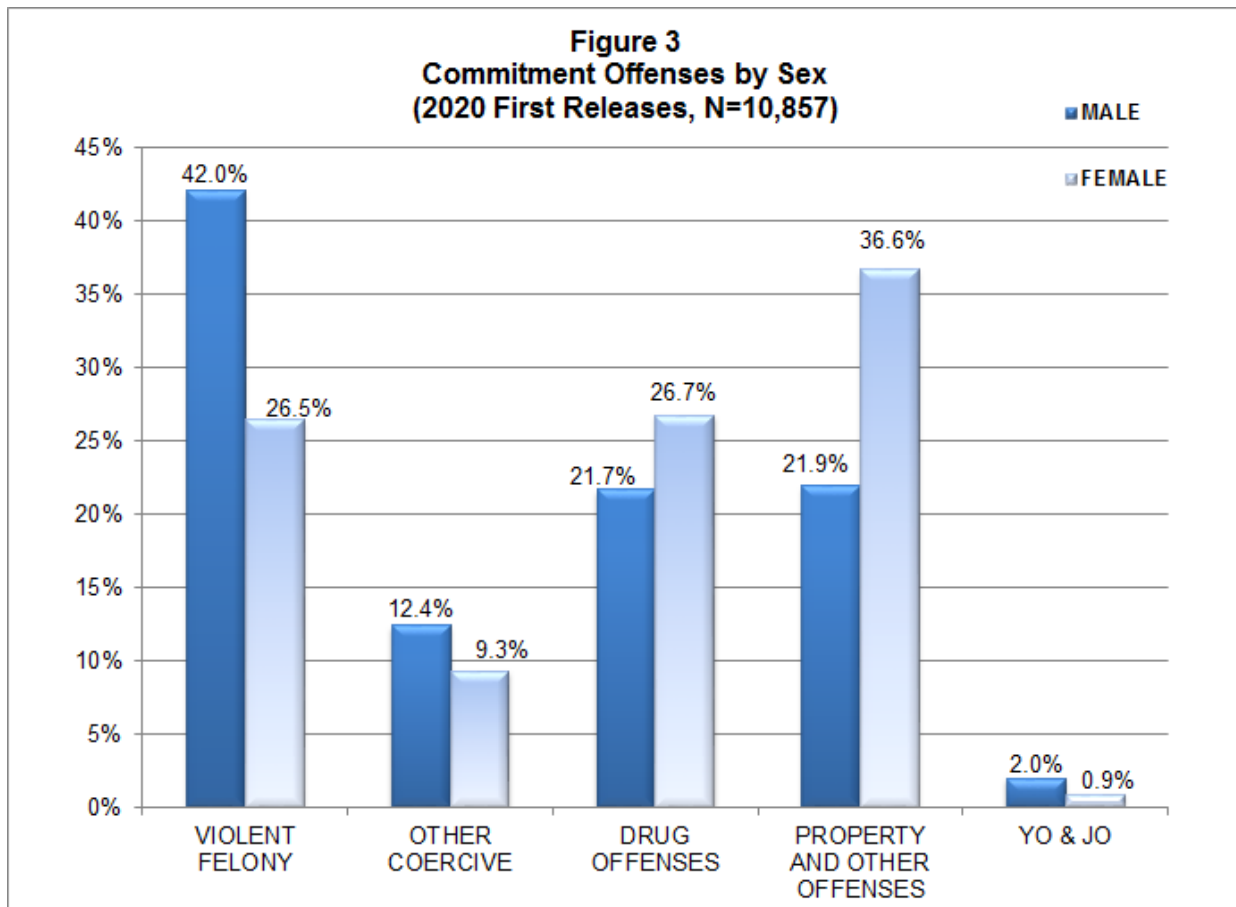


\* Maximum Expiration cases with Post-Release Supervision (ME-PRS) requirements are included as Conditional Releases.

## SECTION 2: COMMITMENT OFFENSE BY SEX

Seven percent (775) of first releases were women and 93% (10,082) were men.<sup>3</sup>

A larger proportion of men released in 2020 (42%) were committed for violent felonies than women (26%). Conversely, a larger proportion of women released were committed for either drug offenses or property and other offenses (27% and 37%, respectively) than were men (both categories represented 22%) (see **Figure 3**).



<sup>3</sup> As of December 31, 2020, 4% of the under custody prison population, which totaled 34,405, were female (N=1,315).

Of the 10,857 first releases in 2020, 41% were committed for violent felony offenses, 12% for other coercive offenses, 22% for drug offenses, 23% for property and other types of offenses, and 2% as Youthful or Juvenile Offenders (see **Table 5**).

**TABLE 5  
COMMITMENT OFFENSE BY SEX  
2020 FIRST RELEASES**

COMMITMENT OFFENSE	MALE		FEMALE		TOTAL	
	#	%	#	%	#	%
<b>VIOLENT FELONY</b>						
MURDER	283	2.8%	14	1.8%	297	2.7%
ATTEMPTED MURDER	115	1.1%	5	0.6%	120	1.1%
MANSLT 1ST,AG 2ND	128	1.3%	14	1.8%	142	1.3%
RAPE 1ST	106	1.1%	1	0.1%	107	1.0%
ROBBERY 1ST	403	4.0%	14	1.8%	417	3.8%
ROBBERY 2ND	466	4.6%	32	4.1%	498	4.6%
ASSAULT 1ST	237	2.4%	20	2.6%	257	2.4%
ASSAULT 2ND	319	3.2%	34	4.4%	353	3.3%
BURGLARY 1ST	88	0.9%	3	0.4%	91	0.8%
BURGLARY 2ND	683	6.8%	36	4.6%	719	6.6%
ARSON 1ST,2ND	30	0.3%	6	0.8%	36	0.3%
SODOMY 1ST	74	0.7%	0	0.0%	74	0.7%
SEX.AB-1ST,AG.2	199	2.0%	0	0.0%	199	1.8%
WEAPONS OFFENSES	959	9.5%	23	3.0%	982	9.0%
KIDNAPPING 1ST,2ND	25	0.2%	1	0.1%	26	0.2%
OTHER VFO SEX OFF	85	0.8%	1	0.1%	86	0.8%
OTHER VIOLENT FELONIES	36	0.4%	1	0.1%	37	0.3%
<b>SUBTOTAL</b>	<b>4,236</b>	<b>42.0%</b>	<b>205</b>	<b>26.5%</b>	<b>4,441</b>	<b>40.9%</b>
<b>OTHER COERCIVE</b>						
MANSLAUGHTER 2ND	48	0.5%	11	1.4%	59	0.5%
OTHER HOMICIDE	33	0.3%	5	0.6%	38	0.4%
ROBBERY 3RD	284	2.8%	14	1.8%	298	2.7%
ATT ASSAULT 2ND	164	1.6%	17	2.2%	181	1.7%
CONSPIRACY 2,3,4	103	1.0%	7	0.9%	110	1.0%
OTHER WEAPONS	279	2.8%	4	0.5%	283	2.6%
OTHER SEX OFFENSES	228	2.3%	7	0.9%	235	2.2%
OTHER COERCIVE	111	1.1%	7	0.9%	118	1.1%
<b>SUBTOTAL</b>	<b>1,250</b>	<b>12.4%</b>	<b>72</b>	<b>9.3%</b>	<b>1,322</b>	<b>12.2%</b>
<b>DRUG OFFENSES</b>						
DRUG SALE	964	9.6%	98	12.6%	1,062	9.8%
DRUG POSSESSION	1,219	12.1%	109	14.1%	1,328	12.2%
<b>SUBTOTAL</b>	<b>2,183</b>	<b>21.7%</b>	<b>207</b>	<b>26.7%</b>	<b>2,390</b>	<b>22.0%</b>
<b>PROPERTY AND OTHER OFFENSES</b>						
BURGLARY 3RD	577	5.7%	42	5.4%	619	5.7%
GRAND LARCENY	425	4.2%	86	11.1%	511	4.7%
FORGERY	128	1.3%	24	3.1%	152	1.4%
STOLEN PROPERTY	102	1.0%	16	2.1%	118	1.1%
DRIVE INTOXICATED	294	2.9%	44	5.7%	338	3.1%
CONTEMPT 1ST	175	1.7%	3	0.4%	178	1.6%
ALL OTHER FELONIES	509	5.0%	69	8.9%	578	5.3%
<b>SUBTOTAL</b>	<b>2,210</b>	<b>21.9%</b>	<b>284</b>	<b>36.6%</b>	<b>2,494</b>	<b>23.0%</b>
<b>YO &amp; JO</b>						
YOUTHFUL OFFENDER	190	1.9%	7	0.9%	197	1.8%
JUVENILE OFFENDER	13	0.1%	0	0.0%	13	0.1%
<b>SUBTOTAL</b>	<b>203</b>	<b>2.0%</b>	<b>7</b>	<b>0.9%</b>	<b>210</b>	<b>1.9%</b>
<b>GRAND TOTAL</b>	<b>10,082</b>	<b>100.0%</b>	<b>775</b>	<b>100.0%</b>	<b>10,857</b>	<b>100.0%</b>

## SECTION 3: TIME SERVED BY COMMITMENT OFFENSE

The average “total time served” (i.e., state time plus jail time) for first releases in 2020 was 55 months and the median was 34 months. The average “state time only” for these releases was 47 months and the median was 26 months (see **Table 6**). Individuals convicted for VFO crimes served the longest sentences prior to release (average of 90 months of prison and jail time) while Property and Other Offenders served the least amount of time prior to release (average of 27 months of prison and jail time).

**TABLE 6  
COMMITMENT OFFENSE BY TIME SERVED  
2020 FIRST RELEASES**

COMMITMENT OFFENSE	NUMBER	STATE TIME SERVED IN MONTHS		TOTAL (STATE + JAIL) TIME SERVED IN MONTHS	
		AVERAGE	MEDIAN	AVERAGE	MEDIAN
<b>VIOLENT FELONY</b>					
MURDER	297	319.8	293.4	334.6	309.3
ATTEMPTED MURDER	120	119.7	91.7	135.7	102.7
MANSLT 1ST,AG 2ND	142	139.9	141.1	161.4	162.9
RAPE 1ST	107	141.5	116.8	152.4	139.5
ROBBERY 1ST	417	99.1	73.4	110.9	84.0
ROBBERY 2ND	498	51.4	35.9	61.7	46.2
ASSAULT 1ST	257	76.4	60.2	88.2	71.9
ASSAULT 2ND	353	32.7	28.0	42.5	35.9
BURGLARY 1ST	91	100.1	79.8	111.9	92.5
BURGLARY 2ND	719	48.9	37.4	57.7	46.1
ARSON 1ST,2ND	36	75.9	56.4	87.3	66.2
SODOMY 1ST	74	123.7	98.9	133.2	103.0
SEXAB-1ST,AG.2	199	54.5	42.4	62.6	51.2
WEAPONS OFFENSES	982	39.4	33.3	47.2	36.0
KIDNAPPING 1ST,2ND	26	102.9	89.1	116.0	99.3
OTHER VFO SEX OFF	86	42.9	37.8	49.5	41.1
OTHER VIOLENT FELONIES	37	31.2	24.2	38.6	31.7
<b>SUBTOTAL</b>	<b>4,441</b>	<b>80.1</b>	<b>45.2</b>	<b>90.4</b>	<b>53.2</b>
<b>OTHER COERCIVE</b>					
MANSLAUGHTER 2ND	59	59.8	49.2	70.5	57.4
OTHER HOMICIDE	38	49.8	42.9	56.3	47.4
ROBBERY 3RD	298	29.4	22.5	37.8	30.6
ATT ASSAULT 2ND	181	18.5	15.0	25.2	23.8
CONSPIRACY 2,3,4	110	37.5	21.2	47.1	32.1
OTHER WEAPONS	283	23.2	17.7	29.5	23.9
OTHER SEX OFFENSES	235	35.1	24.1	40.5	30.6
OTHER COERCIVE	118	28.9	21.2	35.6	27.9
<b>SUBTOTAL</b>	<b>1,322</b>	<b>30.2</b>	<b>21.1</b>	<b>37.4</b>	<b>27.6</b>
<b>DRUG OFFENSES</b>					
DRUG SALE	1,062	27.9	21.5	34.1	29.3
DRUG POSSESSION	1,328	24.5	18.9	30.7	25.5
<b>SUBTOTAL</b>	<b>2,390</b>	<b>26.0</b>	<b>20.1</b>	<b>32.2</b>	<b>25.6</b>
<b>PROPERTY AND OTHER OFFENSES</b>					
BURGLARY 3RD	619	23.9	18.8	31.6	24.8
GRAND LARCENY	511	20.4	15.4	26.9	23.7
FORGERY	152	19.7	15.8	25.4	22.9
STOLEN PROPERTY	118	19.0	14.0	26.8	21.6
DRIVE INTOXICATED	338	14.9	11.6	19.2	15.9
CONTEMPT 1ST	178	17.5	16.7	24.4	23.9
ALL OTHER FELONIES	578	21.8	16.2	28.4	23.9
<b>SUBTOTAL</b>	<b>2,494</b>	<b>20.5</b>	<b>15.5</b>	<b>27.1</b>	<b>23.8</b>
<b>YO &amp; JO</b>					
YOUTHFUL OFFENDER	197	19.5	15.9	26.7	23.9
JUVENILE OFFENDER	13	65.4	60.1	75.7	69.0
<b>SUBTOTAL</b>	<b>210</b>	<b>22.3</b>	<b>16.7</b>	<b>29.7</b>	<b>24.3</b>
<b>GRAND TOTAL</b>	<b>10,857</b>	<b>47.3</b>	<b>26.3</b>	<b>55.4</b>	<b>34.1</b>

## TIME SERVED BY FELONY OFFENDER STATUS

Individuals sentenced as repeat violent felony offenders generally serve longer prison sentences than those sentenced as violent first felony offenders. On average, second and persistent<sup>4</sup> violent felony offenders were incarcerated almost 6 months longer (94 months) than first violent felony offenders (89 months) (see **Table 7**).

**TABLE 7  
COMMITMENT OFFENSE BY TOTAL (STATE + JAIL) TIME SERVED & FELONY OFFENDER STATUS  
2020 FIRST RELEASES**

COMMITMENT OFFENSE	TOTAL (STATE + JAIL) TIME SERVED IN MONTHS								
	FIRST FELONY OFFENDER			SECOND & PERSIST FELONY			TOTAL		
	NUMBER	AVERAGE	MEDIAN	NUMBER	AVERAGE	MEDIAN	NUMBER	AVERAGE	MEDIAN
<b>VIOLENT FELONY</b>									
MURDER	297	334.6	309.3	0	.	.	297	334.6	309.3
ATTEMPTED MURDER	93	120.6	92.4	27	187.5	154.2	120	135.7	102.7
MANSFLT 1ST,AG 2ND	111	155.1	156.0	31	183.9	175.3	142	161.4	162.9
RAPE 1ST	78	119.0	102.8	29	242.4	257.1	107	152.4	139.5
ROBBERY 1ST	233	80.5	65.9	184	149.3	120.0	417	110.9	84.0
ROBBERY 2ND	281	42.5	35.8	217	86.5	59.9	498	61.7	46.2
ASSAULT 1ST	188	77.0	61.5	69	118.6	96.7	257	88.2	71.9
ASSAULT 2ND	238	35.2	30.7	115	57.6	45.3	353	42.5	35.9
BURGLARY 1ST	49	98.7	82.1	42	127.3	109.5	91	111.9	92.5
BURGLARY 2ND	368	43.0	35.9	351	73.0	58.2	719	57.7	46.1
ARSON 1ST,2ND	30	85.2	59.9	6	97.8	102.7	36	87.3	66.2
SODOMY 1ST	61	124.1	102.9	13	175.8	114.2	74	133.2	103.0
SEX.AB-1ST,AG.2	175	58.6	47.9	24	91.9	83.9	199	62.6	51.2
WEAPONS OFFENSES	663	39.5	35.8	319	63.0	51.4	982	47.2	36.0
KIDNAPPING 1ST,2ND	16	78.0	63.2	10	177.0	156.6	26	116.0	99.3
OTHER VFO SEX OFF	60	41.7	33.8	26	67.5	58.9	86	49.5	41.1
OTHER VIOLENT FELONIES	22	36.5	28.1	15	41.8	34.5	37	38.6	31.7
<b>SUBTOTAL</b>	<b>2,963</b>	<b>88.6</b>	<b>47.9</b>	<b>1,478</b>	<b>94.1</b>	<b>71.8</b>	<b>4,441</b>	<b>90.4</b>	<b>53.2</b>
<b>OTHER COERCIVE</b>									
MANSLAUGHTER 2ND	53	68.8	57.4	6	86.1	60.0	59	70.5	57.4
OTHER HOMICIDE	36	55.0	47.4	2	81.4	81.4	38	56.3	47.4
ROBBERY 3RD	76	28.5	23.9	222	41.1	34.2	298	37.8	30.6
ATT ASSAULT 2ND	55	22.5	19.4	126	26.4	23.9	181	25.2	23.8
CONSPIRACY 2,3,4	53	46.4	32.3	57	47.7	32.0	110	47.1	32.1
OTHER WEAPONS	77	22.2	18.0	206	32.2	24.0	283	29.5	23.9
OTHER SEX OFFENSES	183	38.6	27.9	52	47.3	35.8	235	40.5	30.6
OTHER COERCIVE	64	28.5	21.7	54	44.0	35.5	118	35.6	27.9
<b>SUBTOTAL</b>	<b>597</b>	<b>37.0</b>	<b>24.4</b>	<b>725</b>	<b>37.7</b>	<b>29.9</b>	<b>1,322</b>	<b>37.4</b>	<b>27.6</b>
<b>DRUG OFFENSES</b>									
DRUG SALE	385	26.0	20.5	677	38.7	34.0	1,062	34.1	29.3
DRUG POSSESSION	566	25.5	20.4	762	34.5	29.8	1,328	30.7	25.5
<b>SUBTOTAL</b>	<b>951</b>	<b>25.7</b>	<b>20.5</b>	<b>1,439</b>	<b>36.5</b>	<b>30.8</b>	<b>2,390</b>	<b>32.2</b>	<b>25.6</b>
<b>PROPERTY AND OTHER OFFENSES</b>									
BURGLARY 3RD	189	24.0	19.7	430	35.0	29.9	619	31.6	24.8
GRAND LARCENY	195	24.7	19.7	316	28.3	23.9	511	26.9	23.7
FORGERY	49	24.0	21.6	103	26.1	23.8	152	25.4	22.9
STOLEN PROPERTY	31	18.9	16.0	87	29.6	23.9	118	26.8	21.6
DRIVE INTOXICATED	336	18.8	15.9	2	95.8	95.8	338	19.2	15.9
CONTEMPT 1ST	65	21.9	22.1	113	25.9	23.9	178	24.4	23.9
ALL OTHER FELONIES	291	24.7	22.3	287	32.2	24.0	578	28.4	23.9
<b>SUBTOTAL</b>	<b>1,156</b>	<b>22.5</b>	<b>19.6</b>	<b>1,338</b>	<b>31.1</b>	<b>24.0</b>	<b>2,494</b>	<b>27.1</b>	<b>23.8</b>
<b>YO &amp; JO</b>									
YOUTHFUL OFFENDER	197	26.7	23.9	0	.	.	197	26.7	23.9
JUVENILE OFFENDER	13	75.7	69.0	0	.	.	13	75.7	69.0
<b>SUBTOTAL</b>	<b>210</b>	<b>29.7</b>	<b>24.3</b>	<b>0</b>	<b>.</b>	<b>.</b>	<b>210</b>	<b>29.7</b>	<b>24.3</b>
<b>GRAND TOTAL*</b>	<b>5,877</b>	<b>58.1</b>	<b>31.9</b>	<b>4,980</b>	<b>52.3</b>	<b>35.6</b>	<b>10,857</b>	<b>55.4</b>	<b>34.1</b>

\* Grand total average and median time served for first felony offenders excludes Murder and YO & JO crimes to allow comparison with time for second felony offenders. Offenders committed for Murder and YO & JO crimes cannot be sentenced as predicate felons.

<sup>4</sup> A persistent offender is a person who stands convicted of a felony after having previously been convicted of two or more felonies.

TRENDS IN TIME SERVED (2016-2020)

Among 2020 releases, violent felons spent an average of 90 months in custody, which was longer than the average of 83 months served by 2016 releases. Overall, the average time served for all first releases increased from 50 months in 2016 to 55 months in 2020 (see **Table 8**).

**TABLE 8  
VIOLENT FELONY STATUS AND CRIME  
BY AVERAGE TIME SERVED: 2016-2020 FIRST RELEASES**

VIOLENT FELONY STATUS AND COMMITMENT OFFENSE	2016		2017		2018		2019		2020	
	#	AVG	#	AVG	#	AVG	#	AVG	#	AVG
<b>VIOLENT FELONY</b>										
MURDER	288	308.4	315	315.2	391	328.1	378	319.1	297	334.6
ATTEMPTED MURDER	107	148.4	129	142.7	116	160.4	124	137.1	120	135.7
MANSLAUGHTER 1ST	149	146.0	155	159.5	135	160.7	156	167.3	142	161.4
RAPE 1ST	131	129.0	134	131.9	142	150.6	136	147.7	107	152.4
ROBBERY 1ST	551	102.7	522	107.6	484	118.9	482	109.0	417	110.9
ROBBERY 2ND	641	52.3	577	53.8	617	60.2	537	59.1	498	61.7
ASSAULT 1ST	292	83.2	240	85.1	295	87.4	283	91.5	257	88.2
ASSAULT 2ND	439	41.0	380	44.6	401	43.9	444	44.5	353	42.5
BURGLARY 1ST	124	99.1	119	106.2	117	117.1	124	111.4	91	111.9
BURGLARY 2ND	865	58.1	772	62.7	781	62.4	703	64.8	719	57.7
ARSON 1ST,2ND	33	79.5	29	87.2	28	74.7	35	80.0	36	87.3
SODOMY 1ST	81	118.7	90	122.0	70	143.2	83	140.1	74	133.2
SEX AB - 1ST, AG 2	189	55.5	206	60.9	189	60.3	172	67.4	199	62.6
WEAPONS OFFENSES	983	47.6	961	50.6	983	45.9	997	47.4	982	47.2
KIDNAPPING 1ST, 2ND	26	163.3	38	172.4	25	174.7	27	127.2	26	116.0
OTHER VFO SEX OFFENSES	97	42.5	78	42.4	66	47.7	77	46.5	86	49.5
OTHER VIOLENT FELONIES	43	40.5	39	39.0	42	40.8	41	47.0	37	38.6
<b>SUBTOTAL</b>	<b>5,039</b>	<b>82.9</b>	<b>4,784</b>	<b>90.2</b>	<b>4,882</b>	<b>95.9</b>	<b>4,799</b>	<b>94.9</b>	<b>4,441</b>	<b>90.4</b>
<b>OTHER COERCIVE</b>										
MANSLAUGHTER 2ND	59	79.0	48	85.7	57	76.3	41	73.2	59	70.5
OTHER HOMICIDE	60	49.7	34	43.9	47	41.9	50	58.8	38	56.3
ROBBERY 3RD	409	36.9	422	38.1	452	37.5	347	38.7	298	37.8
ATT ASSAULT 2ND	190	30.4	213	30.1	238	27.1	202	25.2	181	25.2
CONSPIRACY 2,3,4	122	40.1	131	41.4	149	42.8	139	46.8	110	47.1
OTHER WEAPONS	328	32.5	346	31.4	395	28.3	366	26.8	283	29.5
OTHER SEX OFFENSES	213	37.8	221	40.1	229	39.4	244	35.6	235	40.5
OTHER COERCIVE	146	34.8	173	35.5	187	32.6	159	32.9	118	35.6
<b>SUBTOTAL</b>	<b>1,527</b>	<b>37.4</b>	<b>1,588</b>	<b>37.4</b>	<b>1,754</b>	<b>35.6</b>	<b>1,548</b>	<b>35.3</b>	<b>1,322</b>	<b>37.4</b>
<b>DRUG OFFENSES</b>										
DRUG SALE	1,521	28.8	1,408	29.5	1,444	31.6	1,292	33.4	1,062	34.1
DRUG POSSESSION	1,465	28.3	1,539	28.5	1,654	27.8	1,583	29.2	1,328	30.7
<b>SUBTOTAL</b>	<b>2,986</b>	<b>28.6</b>	<b>2,947</b>	<b>29.0</b>	<b>3,098</b>	<b>29.6</b>	<b>2,875</b>	<b>31.1</b>	<b>2,390</b>	<b>32.2</b>
<b>PROPERTY AND OTHER OFFENSES</b>										
BURGLARY 3RD	831	33.3	852	32.9	866	33.2	748	31.7	619	31.6
GRAND LARCENY	723	26.9	697	28.0	740	26.3	587	25.7	511	26.9
FORGERY	265	25.7	280	25.0	278	25.8	230	27.4	152	25.4
STOLEN PROPERTY	175	27.3	197	30.1	194	26.8	157	26.4	118	26.8
DRIVE INTOXICATED	463	22.7	526	21.0	497	19.2	414	18.7	338	19.2
CONTEMPT 1ST	206	26.9	209	25.9	215	26.4	220	23.6	178	24.4
ALL OTHER FELONIES	593	29.4	631	29.5	720	27.9	602	27.3	578	28.4
<b>SUBTOTAL</b>	<b>3,256</b>	<b>28.3</b>	<b>3,392</b>	<b>28.2</b>	<b>3,510</b>	<b>27.3</b>	<b>2,958</b>	<b>26.6</b>	<b>2,494</b>	<b>27.1</b>
<b>YO &amp; JO</b>										
YOUTHFUL OFFENDER	418	24.9	432	25.5	452	24.3	339	25.3	197	26.7
JUVENILE OFFENDER	27	92.9	27	105.9	27	147.3	16	86.7	13	75.7
<b>SUBTOTAL</b>	<b>445</b>	<b>29.0</b>	<b>459</b>	<b>30.2</b>	<b>479</b>	<b>31.2</b>	<b>355</b>	<b>28.0</b>	<b>210</b>	<b>29.7</b>
<b>GRAND TOTAL</b>	<b>13,253</b>	<b>50.2</b>	<b>13,170</b>	<b>52.1</b>	<b>13,723</b>	<b>53.4</b>	<b>12,535</b>	<b>54.9</b>	<b>10,857</b>	<b>55.4</b>

## SECTION 4: TIME SERVED BY FELONY CLASS

### *FELONY CLASS BY FELONY OFFENDER STATUS*

Class A-I and A-II felons accounted for 5% (541) of the individuals released in 2020 (see **Table 9**). Crimes that fall into the A-1 felony class include murder, arson, kidnapping, and conspiracy. There are also drug offenses that fall into the A-1 felony class and they include criminal sale of controlled substance, criminal possession of controlled substance, attempted criminal sale, and attempted criminal possession. More specific information on A-1 drug offenders is presented in subsequent sections. Twenty-one percent of the first releases were committed for Class B felonies; 21% for Class C; 33% for Class D; 18% for Class E felony offenses; and 2% were Youthful Offenders.

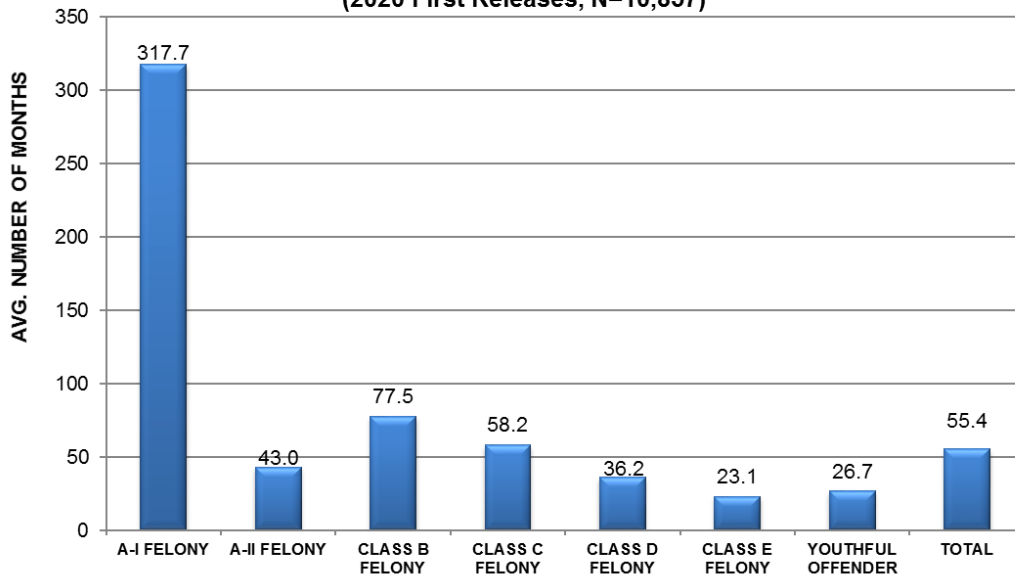
**TABLE 9  
FELONY CLASS BY PREDICATE FELONY STATUS  
2020 FIRST RELEASES**

FELONY CLASS	PREDICATE FELONY STATUS						TOTAL	
	FIRST FELONY OFFENDER		SECOND FELONY OFFENDER		PERSIST FELONY OFFENDER			
	#	%	#	%	#	%	#	%
A-I FELONY	328	5.6%	2	0.0%	0	0.0%	330	3.0%
A-II FELONY	165	2.8%	46	0.9%	0	0.0%	211	1.9%
CLASS B FELONY	1,283	21.8%	947	19.5%	31	25.4%	2,261	20.8%
CLASS C FELONY	1,226	20.9%	973	20.0%	48	39.3%	2,247	20.7%
CLASS D FELONY	1,806	30.7%	1,768	36.4%	39	32.0%	3,613	33.3%
CLASS E FELONY	872	14.8%	1,122	23.1%	4	3.3%	1,998	18.4%
YOUTHFUL OFFENDER	197	3.4%	0	0.0%	0	0.0%	197	1.8%
<b>TOTAL</b>	<b>5,877</b>	<b>100.0%</b>	<b>4,858</b>	<b>100.0%</b>	<b>122</b>	<b>100.0%</b>	<b>10,857</b>	<b>100.0%</b>

Time served by felony crime class is presented in **Figure 4** and **Table 10**. They show that Class A-I Felony Offenders served the longest average period of time in custody (318 months), while Class E Felony Offenders served the shortest (23 months). On average, these individuals served longer than the average minimum sentences as a result of not being granted release by the Parole Board at Initial Interview.



**Figure 4**  
**Average Time Served by Felony Class**  
**(2020 First Releases, N=10,857)**



**TABLE 10**  
**FELONY OFFENDER STATUS, CRIME CLASS AND MINIMUM SENTENCE BY TIME SERVED**  
**2020 FIRST RELEASES**

FELONY CLASS	NUMBER	AGGREGATE MINIMUM IN MONTHS		TOTAL (STATE + JAIL) TIME SERVED IN MONTHS	
		AVERAGE	MEDIAN	AVERAGE	MEDIAN
<b>FIRST FELONY OFFENDER</b>					
A-I FELONY	328	267.4	300.0	318.8	300.2
A-II FELONY	165	45.3	41.0	34.3	31.9
CLASS B FELONY	1,283	71.8	51.0	73.5	54.8
CLASS C FELONY	1,226	48.1	41.0	49.3	41.0
CLASS D FELONY	1,806	27.2	21.0	29.5	23.9
CLASS E FELONY	872	15.6	12.0	20.3	17.7
YOUTHFUL OFFENDER	197	16.1	16.0	26.7	23.9
<b>SUBTOTAL</b>	<b>5,877</b>	<b>53.1</b>	<b>31.0</b>	<b>58.1</b>	<b>31.9</b>
<b>SECOND &amp; PERSISTANT FELONY</b>					
A-I FELONY	2	144.0	144.0	130.3	130.3
A-II FELONY	46	80.0	72.0	74.5	62.5
CLASS B FELONY	978	81.2	59.0	82.8	51.2
CLASS C FELONY	1,021	67.8	51.0	68.8	56.0
CLASS D FELONY	1,807	39.6	31.0	42.8	35.0
CLASS E FELONY	1,126	21.6	18.0	25.2	23.3
<b>SUBTOTAL</b>	<b>4,980</b>	<b>49.9</b>	<b>36.0</b>	<b>52.3</b>	<b>35.6</b>
<b>TOTAL</b>					
A-I FELONY	330	266.7	300.0	317.7	300.2
A-II FELONY	211	52.9	46.0	43.0	34.1
CLASS B FELONY	2,261	75.9	51.0	77.5	51.7
CLASS C FELONY	2,247	57.0	46.0	58.2	46.1
CLASS D FELONY	3,613	33.4	30.0	36.2	30.6
CLASS E FELONY	1,998	19.0	18.0	23.1	20.3
YOUTHFUL OFFENDER	197	16.1	16.0	26.7	23.9
<b>GRAND TOTAL</b>	<b>10,857</b>	<b>51.6</b>	<b>31.0</b>	<b>55.4</b>	<b>34.1</b>

## *FELONY CLASS BY TIME SERVED*

**Table 11** shows the average and median minimum sentence and time served by felony crime class, grouped by crime type and sorted by felony offender status. On average, drug offenders serve less time than the average aggregate minimum sentence because they are more likely to participate in Shock<sup>5</sup> or earn merit time.<sup>6</sup>

---

<sup>5</sup> In July 1987, New York State established the Shock Incarceration Program with legislation which mandated that DOCCS create a six-month program that would prepare non-violent individuals for early parole release consideration. The program was to operate in special facilities and to provide a schedule of rigorous physical activity, intensive regimentation, discipline, and drug rehabilitation.

<sup>6</sup> Individuals serving sentences for certain non-violent crimes may receive merit time allowances against their sentences provided they have achieved certain significant programmatic objectives, have not committed any serious disciplinary infractions, and have not filed any frivolous lawsuits.

**TABLE 11**  
**FELONY OFFENDER STATUS, VIOLENT FELONY STATUS AND FELONY CLASS**  
**BY LENGTH OF MINIMUM SENTENCE AND TIME SERVED**  
**2020 FIRST RELEASES**

FELONY STATUS AND FELONY CLASS	NUMBER	AGGREGATE MINIMUM IN MONTHS		STATE TIME SERVED IN MONTHS		TOTAL (STATE + JAIL) TIME SERVED IN MONTHS	
		AVERAGE	MEDIAN	AVERAGE	MEDIAN	AVERAGE	MEDIAN
<b>FIRST FELONY OFFENDER</b>							
<b>VIOLENT FELONY</b>							
A-I FELONY	307	278.2	300.0	319.1	293.4	333.9	309.3
A-II FELONY	2	111.5	111.5	106.3	106.3	122.0	122.0
CLASS B FELONY	685	106.0	93.0	98.7	83.9	112.5	96.7
CLASS C FELONY	936	52.6	41.0	44.4	35.3	53.2	41.9
CLASS D FELONY	1,028	31.5	26.0	24.9	20.3	31.9	25.6
CLASS E FELONY	5	15.6	15.0	8.7	7.1	19.0	17.9
<b>SUBTOTAL</b>	<b>2,963</b>	<b>81.0</b>	<b>46.0</b>	<b>78.6</b>	<b>38.1</b>	<b>88.6</b>	<b>47.9</b>
<b>OTHER COERCIVE</b>							
CLASS B FELONY	65	45.7	36.0	52.7	46.3	61.6	49.8
CLASS C FELONY	86	41.9	36.0	51.2	41.8	60.2	51.1
CLASS D FELONY	182	26.4	20.0	29.8	21.1	36.2	24.6
CLASS E FELONY	264	19.1	15.0	19.0	15.0	23.9	20.4
<b>SUBTOTAL</b>	<b>597</b>	<b>27.5</b>	<b>18.0</b>	<b>30.6</b>	<b>20.7</b>	<b>37.0</b>	<b>24.4</b>
<b>DRUG OFFENSES</b>							
A-I FELONY	16	105.3	92.5	81.3	68.0	96.2	82.9
A-II FELONY	163	44.5	41.0	25.6	23.8	33.2	30.8
CLASS B FELONY	495	30.7	30.0	18.1	13.3	23.8	20.4
CLASS C FELONY	142	29.9	31.0	19.6	14.1	24.7	20.4
CLASS D FELONY	122	19.0	21.0	12.1	11.2	17.0	16.9
CLASS E FELONY	13	13.9	15.0	7.8	8.8	12.3	11.3
<b>SUBTOTAL</b>	<b>951</b>	<b>32.5</b>	<b>31.0</b>	<b>19.8</b>	<b>14.1</b>	<b>25.7</b>	<b>20.5</b>
<b>PROPERTY AND OTHER</b>							
CLASS B FELONY	32	35.1	26.0	28.8	23.9	35.2	28.3
CLASS C FELONY	60	29.4	24.0	24.8	15.7	31.4	23.8
CLASS D FELONY	474	20.5	18.0	19.1	14.6	25.1	20.3
CLASS E FELONY	590	14.1	12.0	13.7	11.6	18.8	16.9
<b>SUBTOTAL</b>	<b>1,156</b>	<b>18.1</b>	<b>12.0</b>	<b>16.9</b>	<b>12.7</b>	<b>22.5</b>	<b>19.6</b>
<b>YOUTHFUL OFFENDER</b>	197	16.1	16.0	19.5	15.9	26.7	23.9
<b>JUVENILE OFFENDER</b>							
A-I FELONY	5	122.4	120.0	99.8	95.3	107.8	103.4
CLASS B FELONY	6	40.3	40.0	50.8	56.5	63.2	67.9
CLASS C FELONY	2	23.0	23.0	23.5	23.5	33.0	33.0
<b>SUBTOTAL</b>	<b>13</b>	<b>69.2</b>	<b>40.0</b>	<b>65.4</b>	<b>60.1</b>	<b>75.7</b>	<b>69.0</b>
<b>SECOND &amp; PERSISTANT FELONY</b>							
<b>VIOLENT FELONY</b>							
A-II FELONY	1	120.0	120.0	135.7	135.7	148.2	148.2
CLASS B FELONY	291	161.9	154.0	164.5	138.8	178.6	154.2
CLASS C FELONY	559	90.8	72.0	84.0	66.5	95.1	77.6
CLASS D FELONY	607	51.8	46.0	44.2	35.3	54.1	45.2
CLASS E FELONY	20	34.6	36.0	41.5	27.1	53.1	41.5
<b>SUBTOTAL</b>	<b>1,478</b>	<b>88.0</b>	<b>72.0</b>	<b>83.0</b>	<b>57.5</b>	<b>94.1</b>	<b>71.8</b>
<b>OTHER COERCIVE</b>							
CLASS B FELONY	15	87.7	72.0	83.6	48.7	96.8	72.0
CLASS C FELONY	27	56.5	48.0	58.8	44.3	69.7	49.8
CLASS D FELONY	337	36.6	30.0	35.4	29.0	43.7	35.5
CLASS E FELONY	346	22.3	18.0	19.7	15.9	26.7	23.8
<b>SUBTOTAL</b>	<b>725</b>	<b>31.6</b>	<b>24.0</b>	<b>29.8</b>	<b>21.5</b>	<b>37.7</b>	<b>29.9</b>
<b>DRUG OFFENSES</b>							
A-I FELONY	2	144.0	144.0	125.8	125.8	130.3	130.3
A-II FELONY	45	79.1	72.0	64.0	56.4	72.9	61.6
CLASS B FELONY	669	45.8	41.0	34.1	27.0	40.6	34.0
CLASS C FELONY	403	37.8	39.0	27.5	25.8	33.6	34.1
CLASS D FELONY	248	28.9	26.0	20.8	19.5	27.1	25.6
CLASS E FELONY	72	21.8	21.0	16.3	15.3	21.6	20.4
<b>SUBTOTAL</b>	<b>1,439</b>	<b>40.6</b>	<b>36.0</b>	<b>30.1</b>	<b>24.6</b>	<b>36.5</b>	<b>30.8</b>
<b>PROPERTY AND OTHER</b>							
CLASS B FELONY	3	108.0	96.0	113.3	93.3	126.6	96.0
CLASS C FELONY	32	51.4	42.0	40.0	32.7	50.8	41.0
CLASS D FELONY	615	33.5	30.0	29.3	23.0	37.5	31.8
CLASS E FELONY	688	20.9	18.0	17.5	15.1	24.0	22.7
<b>SUBTOTAL</b>	<b>1,338</b>	<b>27.6</b>	<b>24.0</b>	<b>23.6</b>	<b>18.0</b>	<b>31.1</b>	<b>24.0</b>
<b>GRAND TOTAL</b>	<b>10,857</b>	<b>51.6</b>	<b>31.0</b>	<b>47.3</b>	<b>26.3</b>	<b>55.4</b>	<b>34.1</b>

## TRENDS IN TIME SERVED BY VIOLENT FELONY OFFENDERS

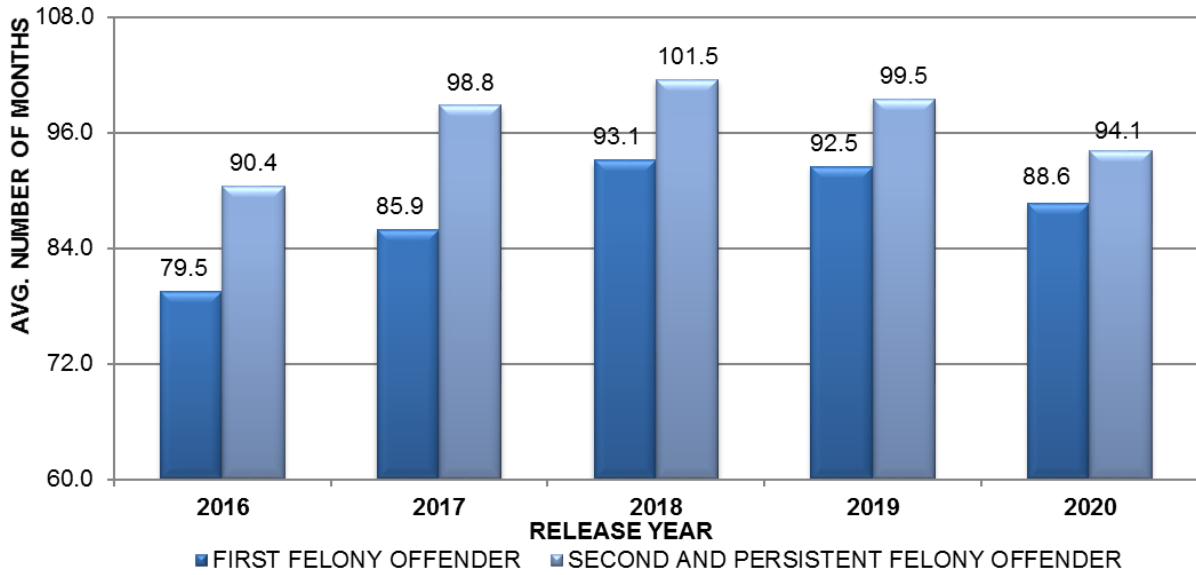
Between 2016 and 2020, change in average time served varied by felony offender status. For first felony offenders convicted of a violent crime, the average total time served increased from 80 months among 2016 first releases to 89 months among 2020 first releases (see **Table 12** and **Figure 5**). The average time served by second and persistent felony offenders convicted of a violent felony has increased from 90 months among 2016 releases to 94 months among 2020 releases.

**TABLE 12  
FELONY OFFENDER STATUS, VIOLENT FELONY STATUS AND FELONY CLASS  
BY AVERAGE TIME SERVED: 2016-2020 FIRST RELEASES**

FELONY STATUS AND FELONY CLASS	2016		2017		2018		2019		2020	
	#	AVG	#	AVG	#	AVG	#	AVG	#	AVG
<b>FIRST FELONY OFFENDER</b>										
<b>VIOLENT FELONY</b>										
A-I FELONY	302	309.3	337	311.9	407	328.3	388	320.2	307	333.9
A-II FELONY	0	.	1	131.0	0	.	0	.	2	122.0
CLASS B FELONY	804	104.2	780	105.4	744	111.9	738	115.2	685	112.5
CLASS C FELONY	1,110	51.9	981	52.3	928	53.3	856	53.8	936	53.2
CLASS D FELONY	1,220	31.7	1,071	31.6	1,159	30.7	1,154	30.6	1,028	31.9
CLASS E FELONY	7	26.5	5	22.4	7	44.9	10	31.5	5	19.0
<b>SUBTOTAL</b>	<b>3,443</b>	<b>79.5</b>	<b>3,175</b>	<b>85.9</b>	<b>3,245</b>	<b>93.1</b>	<b>3,146</b>	<b>92.5</b>	<b>2,963</b>	<b>88.6</b>
<b>NON VIOLENT FELONY</b>										
A-I FELONY	25	98.7	12	97.5	25	118.8	33	111.0	16	96.2
A-II FELONY	149	31.3	156	32.9	185	32.3	191	32.1	163	33.2
CLASS B FELONY	799	23.4	762	24.2	818	23.8	777	26.7	592	28.5
CLASS C FELONY	403	32.6	386	30.8	408	32.0	334	27.6	288	36.7
CLASS D FELONY	1,185	25.4	1,191	25.3	1,180	24.2	995	24.6	778	26.4
CLASS E FELONY	1,110	21.9	1,228	21.6	1,223	21.0	1,074	19.9	867	20.3
<b>SUBTOTAL</b>	<b>3,671</b>	<b>25.4</b>	<b>3,735</b>	<b>25.0</b>	<b>3,839</b>	<b>24.9</b>	<b>3,404</b>	<b>25.1</b>	<b>2,704</b>	<b>26.8</b>
<b>YOUTHFUL OFFENDER</b>	418	24.9	432	25.5	452	24.3	339	25.3	197	26.7
<b>JUVENILE OFFENDER</b>										
A-I FELONY	10	188.9	12	178.3	12	258.1	8	133.7	5	107.8
CLASS B FELONY	15	40.1	14	47.2	13	61.5	8	39.7	6	63.2
CLASS C FELONY	2	8.8	1	60.6	2	40.0	0	.	2	33.0
<b>SUBTOTAL</b>	<b>27</b>	<b>92.9</b>	<b>27</b>	<b>105.9</b>	<b>27</b>	<b>147.3</b>	<b>16</b>	<b>86.7</b>	<b>13</b>	<b>75.7</b>
<b>SECOND &amp; PERSIST FELONY</b>										
<b>VIOLENT FELONY</b>										
CLASS B FELONY	312	172.4	350	178.2	343	188.0	347	179.3	291	178.6
CLASS C FELONY	601	88.9	552	93.8	606	97.6	626	98.1	559	95.1
CLASS D FELONY	663	54.7	686	63.3	670	62.6	664	60.4	607	54.1
CLASS E FELONY	20	41.9	21	68.4	18	30.9	16	43.9	20	53.1
<b>SUBTOTAL</b>	<b>1,596</b>	<b>90.4</b>	<b>1,609</b>	<b>98.8</b>	<b>1,637</b>	<b>101.5</b>	<b>1,653</b>	<b>99.5</b>	<b>1,477</b>	<b>94.1</b>
<b>NON VIOLENT FELONY</b>										
A-I FELONY	9	118.8	12	105.3	10	136.6	8	123.2	2	130.3
A-II FELONY	52	76.4	45	65.7	45	79.7	45	70.5	45	72.9
CLASS B FELONY	839	36.3	854	37.6	874	38.3	826	40.8	687	42.2
CLASS C FELONY	477	36.2	472	36.3	488	35.8	450	37.6	462	36.9
CLASS D FELONY	1,320	37.8	1,369	38.9	1,503	38.3	1,325	36.4	1,200	37.1
CLASS E FELONY	1,401	27.5	1,440	28.0	1,603	25.3	1,323	25.9	1,106	24.7
<b>SUBTOTAL</b>	<b>4,098</b>	<b>34.5</b>	<b>4,192</b>	<b>35.1</b>	<b>4,523</b>	<b>34.1</b>	<b>3,977</b>	<b>34.5</b>	<b>3,502</b>	<b>34.7</b>
<b>TOTAL FIRST FELONY OFFENDER</b>										
A-I FELONY	337	290.1	361	300.3	444	314.6	429	300.6	328	318.8
A-II FELONY	149	31.3	157	33.5	185	32.3	191	32.1	165	34.3
CLASS B FELONY	1,618	63.7	1,556	65.1	1,575	65.7	1,523	69.6	1,283	73.5
CLASS C FELONY	1,515	46.7	1,368	46.2	1,338	46.8	1,190	46.4	1,226	49.3
CLASS D FELONY	2,405	28.6	2,262	28.3	2,339	27.4	2,149	27.8	1,806	29.5
CLASS E FELONY	1,117	21.9	1,233	21.6	1,230	21.2	1,084	20.0	872	20.3
YOUTHFUL OFFENDER	418	24.9	432	25.5	452	24.3	339	25.3	197	26.7
<b>SUBTOTAL</b>	<b>7,559</b>	<b>50.3</b>	<b>7,369</b>	<b>51.5</b>	<b>7,563</b>	<b>54.6</b>	<b>6,905</b>	<b>56.0</b>	<b>5,877</b>	<b>58.1</b>
<b>TOTAL SECOND &amp; PERSIST FELONY</b>										
A-I FELONY	9	118.8	12	105.3	10	136.6	8	123.2	2	130.3
A-II FELONY	52	76.4	45	65.7	45	79.7	45	70.5	46	74.5
CLASS B FELONY	1,151	73.2	1,204	78.5	1,217	80.5	1,173	81.7	978	82.8
CLASS C FELONY	1,078	65.6	1,024	67.3	1,094	70.0	1,076	72.8	1,021	68.8
CLASS D FELONY	1,983	43.5	2,055	47.1	2,173	45.8	1,989	44.4	1,807	42.8
CLASS E FELONY	1,421	27.7	1,461	28.6	1,621	25.4	1,339	26.1	1,126	25.2
<b>SUBTOTAL</b>	<b>5,694</b>	<b>50.2</b>	<b>5,801</b>	<b>52.8</b>	<b>6,160</b>	<b>52.0</b>	<b>5,630</b>	<b>53.6</b>	<b>4,980</b>	<b>52.3</b>
<b>GRAND TOTAL</b>	<b>13,253</b>	<b>50.2</b>	<b>13,170</b>	<b>52.1</b>	<b>13,723</b>	<b>53.4</b>	<b>12,535</b>	<b>54.9</b>	<b>10,857</b>	<b>55.4</b>

The biggest increases in time served occurred between 2016 and 2017, as a result of an increased release rate by the Parole Board, resulting in more releases of long-term individuals. This trend continued in 2018 and 2019 (see **Figure 5**).

**Figure 5**  
**Average Time Served by Violent Felons by Felony Offender Status**  
**First Releases 2016-2020**



## SECTION 5: TIME SERVED BY MINIMUM SENTENCE LENGTH

The total time served in prison for 2020 first releases was similar to minimum sentence length. This was particularly true for individuals with sentences of less than 12 months and those with sentences of 240 months or higher. However, a number of the first release population's total time served fell below the court set minimum sentence (see **Table 13**). This resulted primarily from individuals who successfully completed early release programs such as Shock Incarceration or Merit Time<sup>7</sup>. Some individuals served longer than their court imposed minimum sentence. For example, of the 1,403 individuals sentenced to 12-17 months, 24% (343) served less time while 38% (540) served more time.

**TABLE 13**  
**LENGTH OF MINIMUM SENTENCE BY TOTAL (STATE + JAIL) TIME SERVED**  
**2020 FIRST RELEASES**

LENGTH OF MINIMUM SENTENCE	TOTAL (STATE + JAIL) TIME SERVED										TOTAL
	<12 MONTHS	12-17 MONTHS	18-23 MONTHS	24-35 MONTHS	36-47 MONTHS	48-71 MONTHS	72-119 MONTHS	120-179 MONTHS	180-240 MONTHS	240+ MONTHS	
<12 MONTHS	86 91.5%	5 5.3%	3 3.2%	0 0.0%	0 0.0%	0 0.0%	0 0.0%	0 0.0%	0 0.0%	0 0.0%	94 100.0%
12-17 MONTHS	343 24.4%	520 37.1%	275 19.6%	203 14.5%	56 4.0%	5 0.4%	1 0.1%	0 0.0%	0 0.0%	0 0.0%	1,403 100.0%
18-23 MONTHS	97 5.5%	509 28.9%	901 51.1%	199 11.3%	33 1.9%	13 0.7%	10 0.6%	0 0.0%	0 0.0%	0 0.0%	1,762 100.0%
24-35 MONTHS	135 5.8%	128 5.5%	505 21.5%	1,307 55.7%	173 7.4%	76 3.2%	20 0.9%	3 0.1%	0 0.0%	0 0.0%	2,347 100.0%
36-47 MONTHS	46 2.6%	100 5.6%	50 2.8%	642 35.8%	783 43.7%	124 6.9%	41 2.3%	5 0.3%	0 0.0%	1 0.1%	1,792 100.0%
48-71 MONTHS	3 0.2%	0 0.0%	37 2.6%	58 4.1%	181 12.8%	1,063 74.9%	62 4.4%	11 0.8%	1 0.1%	3 0.2%	1,419 100.0%
72-119 MONTHS	0 0.0%	0 0.0%	2 0.2%	2 0.2%	8 0.8%	213 20.1%	793 74.7%	33 3.1%	2 0.2%	8 0.8%	1,061 100.0%
120-179 MONTHS	0 0.0%	0 0.0%	0 0.0%	0 0.0%	0 0.0%	2 0.5%	23 5.7%	338 83.0%	26 6.4%	18 4.4%	407 100.0%
180-239 MONTHS	1 0.4%	0 0.0%	0 0.0%	0 0.0%	0 0.0%	0 0.0%	1 0.4%	20 8.3%	171 71.0%	48 19.9%	241 100.0%
240 + MONTHS	0 0.0%	0 0.0%	0 0.0%	0 0.0%	0 0.0%	0 0.0%	1 0.3%	0 0.0%	14 4.2%	316 95.5%	331 100.0%
<b>TOTAL</b>	<b>711 6.5%</b>	<b>1,262 11.6%</b>	<b>1,773 16.3%</b>	<b>2,411 22.2%</b>	<b>1,234 11.4%</b>	<b>1,496 13.8%</b>	<b>952 8.8%</b>	<b>410 3.8%</b>	<b>214 2.0%</b>	<b>394 3.6%</b>	<b>10,857 100.0%</b>

<sup>7</sup> There were individuals who served less time at DOCCS than their minimum sentence due to being released early for medical parole, for deportation, or for serving some of their sentence in other jurisdictions.

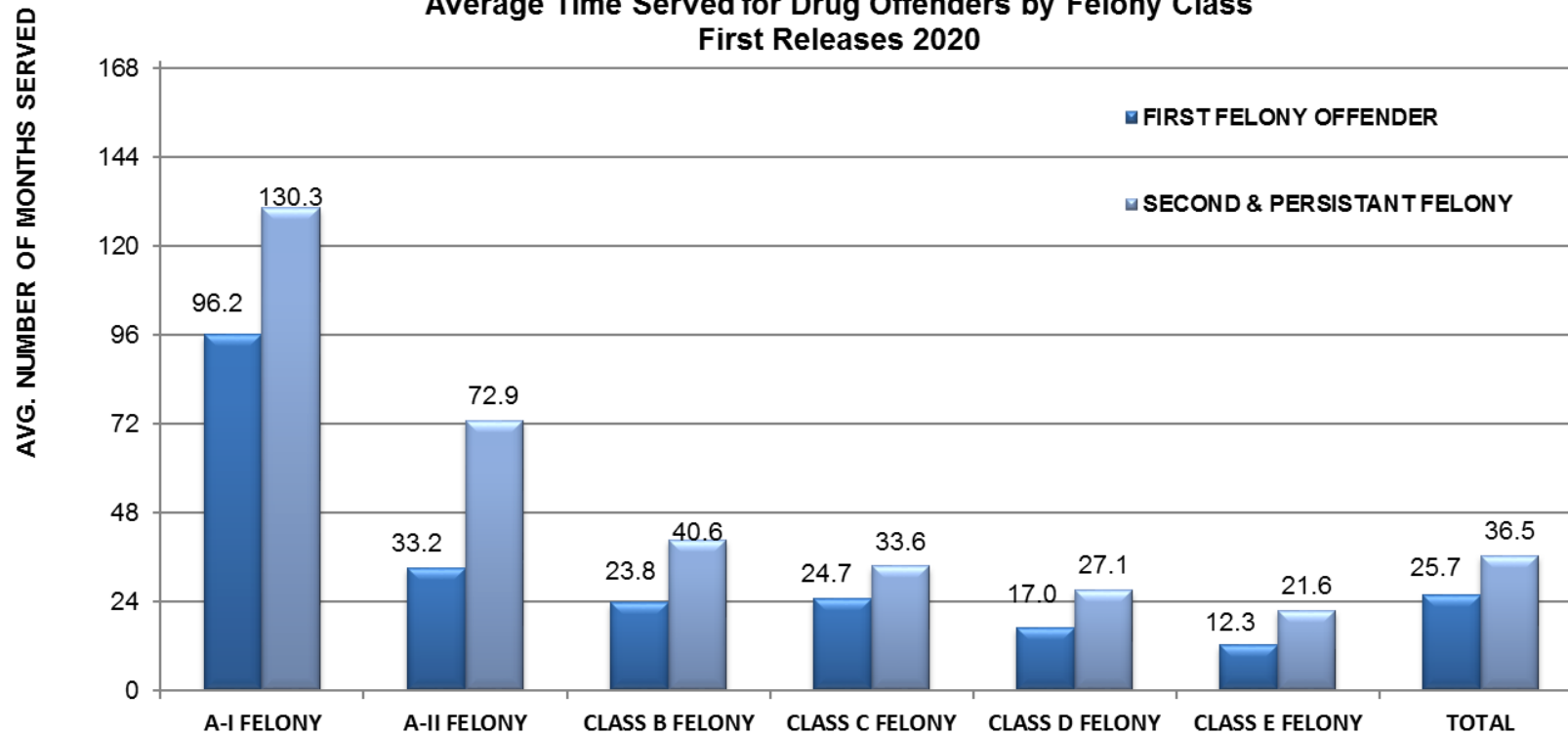
## SECTION 6: TIME SERVED BY DRUG OFFENDERS

The average total time served by drug offenders in the 2020 first release population was 32 months. On average, second and persistent felony drug offenders served more time (37 months) than first felony drug offenders (26 months) (see **Table 14** and **Figure 6**). Those sentenced as A-1 felons served significantly more time. Crimes that fall into the A-1 drug felony class include criminal possession of a controlled substance first degree, criminal sale of a controlled substance first degree along with attempted possession of a controlled substance first degree and attempted sale of controlled substance first degree. The weight of the substances determines A-1 drug classification. Possession of an aggregate weight of eight ounces or more of a narcotic substance, or methadone that weighs 5,760 milligrams or more, is a class A-1 felony. Sale of a narcotic substance with an aggregate weight of two ounces or more, and sale of methadone equaling or exceeding 2,880 milligrams, is also an A-1 drug felony.

**TABLE 14  
FELONY OFFENDER STATUS, CRIME CLASS AND MINIMUM SENTENCE BY TIME SERVED  
INDIVIDUALS COMMITTED FOR DRUG SALE OR POSSESSION  
2020 FIRST RELEASES**

FELONY CLASS	NUMBER	AGGREGATE MINIMUM IN MONTHS		TOTAL (STATE + JAIL) TIME SERVED IN MONTHS	
		AVERAGE	MEDIAN	AVERAGE	MEDIAN
<b>FIRST FELONY OFFENDER</b>					
A-I FELONY	16	105.3	92.5	96.2	82.9
A-II FELONY	163	44.5	41.0	33.2	30.8
CLASS B FELONY	495	30.7	30.0	23.8	20.4
CLASS C FELONY	142	29.9	31.0	24.7	20.4
CLASS D FELONY	122	19.0	21.0	17.0	16.9
CLASS E FELONY	13	13.9	15.0	12.3	11.3
<b>SUBTOTAL</b>	<b>951</b>	<b>32.5</b>	<b>31.0</b>	<b>25.7</b>	<b>20.5</b>
<b>SECOND &amp; PERSISTANT FELONY</b>					
A-I FELONY	2	144.0	144.0	130.3	130.3
A-II FELONY	45	79.1	72.0	72.9	61.6
CLASS B FELONY	669	45.8	41.0	40.6	34.0
CLASS C FELONY	403	37.8	39.0	33.6	34.1
CLASS D FELONY	248	28.9	26.0	27.1	25.6
CLASS E FELONY	72	21.8	21.0	21.6	20.4
<b>SUBTOTAL</b>	<b>1,439</b>	<b>40.6</b>	<b>36.0</b>	<b>36.5</b>	<b>30.8</b>
<b>TOTAL</b>					
A-I FELONY	18	109.6	97.5	100.0	84.6
A-II FELONY	208	52.0	46.0	41.8	34.1
CLASS B FELONY	1,164	39.4	31.0	33.5	25.6
CLASS C FELONY	545	35.8	36.0	31.3	29.8
CLASS D FELONY	370	25.6	26.0	23.8	21.3
CLASS E FELONY	85	20.6	21.0	20.2	20.3
<b>GRAND TOTAL</b>	<b>2,390</b>	<b>37.4</b>	<b>31.0</b>	<b>32.2</b>	<b>25.6</b>

**Figure 6**  
**Average Time Served for Drug Offenders by Felony Class**  
**First Releases 2020**





## SECTION 7: DEMOGRAPHIC CHARACTERISTICS

### SEX AND RACE/ETHNIC STATUS

Thirty percent of the women and 44% of the men in the 2020 first release cohort were African American. Fifty-four percent of women and 28% of men released were White. Twelve percent of women and 26% of men were Hispanic (see **Table 15**).

**TABLE 15  
ETHNIC STATUS BY SEX  
2020 FIRST RELEASES**

ETHNIC STATUS	SEX		TOTAL
	MALE	FEMALE	
AFRICAN AMERICAN	4,435 44.0%	235 30.3%	4,670 43.0%
WHITE	2,770 27.5%	418 53.9%	3,188 29.4%
HISPANIC	2,582 25.6%	95 12.3%	2,677 24.7%
NATIVE AMERICAN	98 1.0%	7 0.9%	105 1.0%
ASIAN	58 0.6%	6 0.8%	64 0.6%
OTHER/UNKNOWN	139 1.4%	14 1.8%	153 1.4%
<b>TOTAL</b>	<b>10,082 100.0%</b>	<b>775 100.0%</b>	<b>10,857 100.0%</b>

## AGE AT RELEASE

The average age of individuals at the time of release was 37 years old. During 2020, three offenders under age 18 were released (two males and one female). Females released in 2020, on average, were slightly younger (age 37) than males (age 38) (see **Table 16**). White individuals were slightly older at release (age 38) than Hispanic and African American individuals (both age 37) (see **Table 17**).

**TABLE 16  
AGE AT RELEASE BY SEX  
2020 FIRST RELEASES**

AGE	SEX		TOTAL
	MALE	FEMALE	
17 YEARS	2 0.0%	1 0.1%	3 0.0%
18 YEARS	22 0.2%	2 0.3%	24 0.2%
19 YEARS	73 0.7%	4 0.5%	77 0.7%
20 YEARS	118 1.2%	1 0.1%	119 1.1%
21 YEARS	154 1.5%	10 1.3%	164 1.5%
22-24 YRS	730 7.2%	53 6.8%	783 7.2%
25-29 YRS	1,717 17.0%	136 17.5%	1,853 17.1%
30-34 YRS	1,821 18.1%	164 21.2%	1,985 18.3%
35-39 YRS	1,535 15.2%	140 18.1%	1,675 15.4%
40-49 YRS	1,990 19.7%	142 18.3%	2,132 19.6%
50-59 YRS	1,401 13.9%	86 11.1%	1,487 13.7%
60-64 YRS	299 3.0%	24 3.1%	323 3.0%
65-69 YRS	145 1.4%	10 1.3%	155 1.4%
70 + YRS	75 0.7%	2 0.3%	77 0.7%
<b>TOTAL</b>	<b>10,082</b> <b>100.0%</b>	<b>775</b> <b>100.0%</b>	<b>10,857</b> <b>100.0%</b>
<b>AVERAGE</b>	<b>38.0</b>	<b>37.2</b>	<b>37.9</b>

**TABLE 17  
AGE AT RELEASE BY ETHNICITY  
2020 FIRST RELEASES**

AGE	ETHNICITY						TOTAL
	AFRICAN AMERICAN	WHITE	HISPANIC	NATIVE AMERICAN	ASIAN	OTHER/ UNKNOWN	
17 YEARS	2 0.0%	0 0.0%	1 0.0%	0 0.0%	0 0.0%	0 0.0%	3 0.0%
18 YEARS	14 0.3%	5 0.2%	5 0.2%	0 0.0%	0 0.0%	0 0.0%	24 0.2%
19 YEARS	43 0.9%	9 0.3%	22 0.8%	1 1.0%	0 0.0%	2 1.3%	77 0.7%
20 YEARS	62 1.3%	29 0.9%	25 0.9%	3 2.9%	0 0.0%	0 0.0%	119 1.1%
21 YEARS	82 1.8%	33 1.0%	46 1.7%	1 1.0%	1 1.6%	1 0.7%	164 1.5%
22-24 YRS	393 8.4%	158 5.0%	212 7.9%	9 8.6%	3 4.7%	8 5.2%	783 7.2%
25-29 YRS	851 18.2%	493 15.5%	440 16.4%	19 18.1%	10 15.6%	40 26.1%	1,853 17.1%
30-34 YRS	847 18.1%	611 19.2%	461 17.2%	15 14.3%	11 17.2%	40 26.1%	1,985 18.3%
35-39 YRS	641 13.7%	555 17.4%	421 15.7%	24 22.9%	12 18.8%	22 14.4%	1,675 15.4%
40-49 YRS	826 17.7%	661 20.7%	586 21.9%	18 17.1%	17 26.6%	24 15.7%	2,132 19.6%
50-59 YRS	671 14.4%	441 13.8%	346 12.9%	12 11.4%	5 7.8%	12 7.8%	1,487 13.7%
60-64 YRS	152 3.3%	106 3.3%	58 2.2%	1 1.0%	3 4.7%	3 2.0%	323 3.0%
65-69 YRS	64 1.4%	49 1.5%	38 1.4%	2 1.9%	1 1.6%	1 0.7%	155 1.4%
70 + YRS	22 0.5%	38 1.2%	16 0.6%	0 0.0%	1 1.6%	0 0.0%	77 0.7%
<b>TOTAL</b>	<b>4,670</b> <b>100.0%</b>	<b>3,188</b> <b>100.0%</b>	<b>2,677</b> <b>100.0%</b>	<b>105</b> <b>100.0%</b>	<b>64</b> <b>100.0%</b>	<b>153</b> <b>100.0%</b>	<b>10,857</b> <b>100.0%</b>
<b>AVERAGE</b>	<b>37.4</b>	<b>38.9</b>	<b>37.7</b>	<b>36.4</b>	<b>39.4</b>	<b>34.9</b>	<b>37.9</b>

## *REGION AND COUNTY OF COMMITMENT*

In 2020, 39% of first releases were committed from New York City and 11% were committed from suburban New York City (Nassau, Rockland, Suffolk and Westchester counties) (see **Table 18**). Individuals committed from upstate counties with a major population center of at least 50,000 people made up 23% of releases, while those individuals from the remaining upstate counties made up another 26% of the first releases in 2020. Forty-six percent of females and 24% of males were committed from non-urban, upstate counties. Conversely, 41% of males and 24% of females were committed from New York City.

**TABLE 18  
REGION AND COUNTY OF COMMITMENT BY SEX  
2020 FIRST RELEASES**

COUNTY OF COMMITMENT	SEX				TOTAL	
	MALE		FEMALE		#	%
	#	%	#	%		
<b>NEW YORK CITY</b>						
KINGS	843	8.4%	31	4.0%	874	8.1%
NEW YORK	1,691	16.8%	93	12.0%	1,784	16.4%
QUEENS	764	7.6%	32	4.1%	796	7.3%
RICHMOND	184	1.8%	8	1.0%	192	1.8%
BRONX	620	6.1%	19	2.5%	639	5.9%
<b>SUBTOTAL</b>	<b>4,102</b>	<b>40.7%</b>	<b>183</b>	<b>23.6%</b>	<b>4,285</b>	<b>39.5%</b>
<b>SUBURBAN NEW YORK</b>						
NASSAU	381	3.8%	21	2.7%	402	3.7%
ROCKLAND	89	0.9%	4	0.5%	93	0.9%
SUFFOLK	403	4.0%	28	3.6%	431	4.0%
WESTCHESTER	272	2.7%	9	1.2%	281	2.6%
<b>SUBTOTAL</b>	<b>1,145</b>	<b>11.4%</b>	<b>62</b>	<b>8.0%</b>	<b>1,207</b>	<b>11.1%</b>
<b>UPSTATE URBAN</b>						
ALBANY	320	3.2%	20	2.6%	340	3.1%
BROOME	192	1.9%	17	2.2%	209	1.9%
ERIE	398	3.9%	28	3.6%	426	3.9%
MONROE	513	5.1%	46	5.9%	559	5.1%
NIAGARA	121	1.2%	11	1.4%	132	1.2%
ONEIDA	198	2.0%	17	2.2%	215	2.0%
ONONDAGA	359	3.6%	21	2.7%	380	3.5%
RENSSELAER	78	0.8%	4	0.5%	82	0.8%
SCHENECTADY	193	1.9%	12	1.5%	205	1.9%
<b>SUBTOTAL</b>	<b>2,372</b>	<b>23.5%</b>	<b>176</b>	<b>22.7%</b>	<b>2,548</b>	<b>23.5%</b>
<b>UPSTATE OTHER</b>						
ALLEGANY	21	0.2%	2	0.3%	23	0.2%
CATTARAUGUS	45	0.4%	3	0.4%	48	0.4%
CAYUGA	71	0.7%	16	2.1%	87	0.8%
CHAUTAUQUA	64	0.6%	1	0.1%	65	0.6%
CHEMUNG	52	0.5%	3	0.4%	55	0.5%
CHENANGO	43	0.4%	10	1.3%	53	0.5%
CLINTON	93	0.9%	19	2.5%	112	1.0%
COLUMBIA	49	0.5%	6	0.8%	55	0.5%
CORTLAND	60	0.6%	4	0.5%	64	0.6%
DELAWARE	30	0.3%	8	1.0%	38	0.4%
DUTCHESS	150	1.5%	21	2.7%	171	1.6%
ESSEX	33	0.3%	8	1.0%	41	0.4%
FRANKLIN	38	0.4%	7	0.9%	45	0.4%
FULTON	53	0.5%	3	0.4%	56	0.5%
GENESEE	62	0.6%	6	0.8%	68	0.6%
GREENE	32	0.3%	3	0.4%	35	0.3%
HAMILTON	3	0.0%	1	0.1%	4	0.0%
HERKIMER	35	0.3%	8	1.0%	43	0.4%
JEFFERSON	61	0.6%	7	0.9%	68	0.6%
LEWIS	12	0.1%	3	0.4%	15	0.1%
LIVINGSTON	31	0.3%	7	0.9%	38	0.4%
MADISON	27	0.3%	1	0.1%	28	0.3%
MONTGOMERY	59	0.6%	7	0.9%	66	0.6%
ONTARIO	104	1.0%	16	2.1%	120	1.1%
ORANGE	238	2.4%	28	3.6%	266	2.5%
ORLEANS	30	0.3%	11	1.4%	41	0.4%
OSWEGO	94	0.9%	12	1.5%	106	1.0%
OTSEGO	36	0.4%	7	0.9%	43	0.4%
PUTNAM	24	0.2%	2	0.3%	26	0.2%
ST LAWRENCE	81	0.8%	15	1.9%	96	0.9%
SARATOGA	116	1.2%	11	1.4%	127	1.2%
SCHOHARIE	14	0.1%	2	0.3%	16	0.1%
SCHUYLER	10	0.1%	1	0.1%	11	0.1%
SENECA	26	0.3%	3	0.4%	29	0.3%
STEUBEN	81	0.8%	17	2.2%	98	0.9%
SULLIVAN	57	0.6%	6	0.8%	63	0.6%
TIOGA	21	0.2%	4	0.5%	25	0.2%
TOMPKINS	30	0.3%	2	0.3%	32	0.3%
ULSTER	131	1.3%	15	1.9%	146	1.3%
WARREN	87	0.9%	22	2.8%	109	1.0%
WASHINGTON	70	0.7%	16	2.1%	86	0.8%
WAYNE	35	0.3%	2	0.3%	37	0.3%
WYOMING	33	0.3%	5	0.6%	38	0.4%
YATES	21	0.2%	3	0.4%	24	0.2%
<b>SUBTOTAL</b>	<b>2,463</b>	<b>24.4%</b>	<b>354</b>	<b>45.7%</b>	<b>2,817</b>	<b>25.9%</b>
<b>GRAND TOTAL</b>	<b>10,082</b>	<b>100.0%</b>	<b>775</b>	<b>100.0%</b>	<b>10,857</b>	<b>100.0%</b>

## **APPENDIX A**

**APPENDIX A-1: SENTENCE TO PRISON FOR NON-DRUG FIRST FELONY OFFENSE**  
**RANGE OF MINIMUM AND MAXIMUM SENTENCES ACCORDING TO FELONY CLASS CATEGORY <sup>1</sup>**

<b>FELONY CLASS</b>	<b>VIOLENT FELONY OFFENSE (1978 - 1995)</b>	<b>VIOLENT FELONY OFFENSE (Oct. 1995-Aug. 1998) <sup>2</sup></b>	<b>VIOLENT FELONY OFFENSE (After Sep. 1998) <sup>3</sup></b>	<b>NON-VIOLENT FELONY SEX OFFENSE (After Apr. 2007) <sup>4</sup></b>	<b>PREDATORY SEXUAL ASSAULT (After Apr. 2007) <sup>4</sup></b>	<b>ALL OTHER FELONY OFFENSES</b>
<b>A-I Felony</b>						
Maximum	Not Available	Not Available	Not Available	Not Available	Not Available	Life, or Life Without Parole <sup>5</sup>
Minimum	Not Available	Not Available	Not Available	Not Available	Not Available	15 - 25 years (for offenders with Life maximum) (minimum sentence fixed by court)
<b>A-II Felony</b>						
Maximum	Not Available	Not Available	Not Available	Not Available	Life	Life
Minimum	Not Available	Not Available	Not Available	Not Available	10 - 25 (minimum sentence fixed by court)	3 - 8 1/3 (minimum sentence fixed by court)
<b>Class B Felony</b>						
Maximum	6 - 25	6 - 25	5-25 (determinate)	5-25 (determinate)	Not Available	3 - 25
Minimum	2 - 8 1/3 (Minimum = 1/3 of maximum sentence)	3 - 12 1/2 (Minimum = 1/2 of maximum sentence)	6/7 of determinate sentence	6/7 of determinate sentence	Not Available	1 - 8 1/3 (Minimum = 1/3 of maximum sentence)
<b>Class C Felony</b>						
Maximum	4 1/2 - 15	4 1/2 - 15	3 1/2 - 15 (determinate)	3 1/2 - 15 (determinate)	Not Available	3 - 15
Minimum	1 1/2 - 5 (Minimum = 1/3 of maximum sentence)	2 1/4 - 7 1/2 (Minimum = 1/2 of maximum sentence)	6/7 of determinate sentence	6/7 of determinate sentence	Not Available	1 - 5 (Minimum = 1/3 of maximum sentence)
<b>Class D Felony</b>						
Maximum	3 - 7	3 - 7	2 - 7 (determinate)	2 - 7 (determinate)	Not Available	3 - 7
Minimum	1 - 2 1/3 (Minimum = 1 year up to 1/3 of maximum)	1 1/2 - 3 1/2 (Minimum = 1/2 of maximum sentence)	6/7 of determinate sentence	6/7 of determinate sentence	Not Available	1 - 2 1/3 (Minimum = 1/3 of maximum sentence)
<b>Class E Felony</b>						
Maximum	3 - 4	3 - 4	1 1/2 to 4 (determinate)	1 1/2 to 4 (determinate)	Not Available	3 - 4
Minimum	1 - 1 1/3 (Minimum = 1 year up to 1/3 of maximum)	1 1/2 - 2 (Minimum = 1/2 year of maximum sentence)	6/7 of determinate sentence	6/7 of determinate sentence	Not Available	1 - 1 1/3 (Minimum = 1/3 of maximum sentence)

<sup>1</sup>For more detail see Article 70, Sentences of Imprisonment, New York State Penal Law or New York State Sentence Charts, West Publishing Co. 2004

<sup>2</sup>Sentences Pursuant to Sentencing Reform Act of 1995.

<sup>3</sup>Sentences pursuant to changes in NYS Penal Law effective September 1, 1998 (Jenna's Law).

<sup>4</sup>Sentences pursuant to Sex Offender Management and Treatment Act (SOMTA) effective April 13, 2007.

<sup>5</sup>Life Without Parole is permitted for Murder 1 crimes committed on or after September 1, 1995; for Crimes of Terrorism, where the specified offense is a class A-I Felony, committed on or after September 17, 2001; and for Criminal Possession of a Chemical.

**APPENDIX A-2: SENTENCES TO PRISON FOR NON-DRUG SECOND FELONY OFFENSE**  
**RANGE OF MINIMUM AND MAXIMUM SENTENCES ACCORDING TO FELONY CLASS CATEGORY**

<b>FELONY CLASS <sup>1</sup></b>	<b>SECOND VIOLENT FELONY OFFENSE (1978 - 1995) <sup>2</sup></b>	<b>SECOND VIOLENT FELONY OFFENSE (After Oct. 1995)</b>	<b>VIOLENT SECOND FELONY OFFENSE (After Oct. 1995)</b>	<b>NON-VIOLENT SEX OFFENSE (Has Prior Non-Violent Felony Conviction) (After April 2007) <sup>3</sup></b>	<b>NON-VIOLENT SEX OFFENSE (Has Prior Violent Felony Conviction) (After Apr. 2007) <sup>3</sup></b>	<b>PREDATORY SEXUAL ASSAULT (After April 2007)<sup>3</sup></b>	<b>ALL OTHER FELONY OFFENSES <sup>4</sup></b>
<b>A-II Felony</b>							
Maximum	Not Available	Not Available	Not Available	Not Available	Not Available	Life	Not Available
Minimum	Not Available	Not Available	Not Available	Not Available	Not Available	10 - 25 (minimum sentence fixed by court)	Not Available
<b>Class B Felony</b>							
Maximum	12 - 25	10 - 25 (determinate)	8 - 25 (determinate)	8 - 25 (determinate)	9 - 25 (determinate)	Not Available	9 - 25
Minimum	6 - 12 1/2 (Minimum = 1/2 of Maximum)	6/7 of determinate sentence	6/7 of determinate sentence	6/7 of determinate sentence	6/7 of determinate sentence	Not Available	4 1/2 - 12 1/2 (Minimum = 1/2 of maximum sentence)
<b>Class C Felony</b>							
Maximum	8 - 15	7 - 15 (determinate)	5 - 15 (determinate)	5 - 15 (determinate)	6 - 15 (determinate)	Not Available	6 - 15
Minimum	4 - 7 1/2 (Minimum = 1/2 of maximum sentence)	6/7 of determinate sentence	6/7 of determinate sentence	6/7 of determinate sentence	6/7 of determinate sentence	Not Available	3 - 7 1/2 (Minimum = 1/2 of maximum sentence)
<b>Class D Felony</b>							
Maximum	5 - 7	5 - 7 (determinate)	3 - 7 (determinate)	3 - 7 (determinate)	4 - 7 (determinate)	Not Available	4 - 7
Minimum	2 1/2 - 3 1/2 (Minimum = 1/2 of maximum)	6/7 of determinate sentence	6/7 of determinate sentence	6/7 of determinate sentence	6/7 of determinate sentence	Not Available	2 - 3 1/2 (Minimum = 1/2 of maximum sentence)
<b>Class E Felony</b>							
Maximum	4 years	3 - 4 (determinate)	2 - 4 (determinate)	2 - 4 (determinate)	2 1/2 - 4 (determinate)	Not Available	3 - 4
Minimum	2 years (Minimum = 1/2 of maximum)	6/7 of determinate sentence	6/7 of determinate sentence	6/7 of determinate sentence	6/7 of determinate sentence	Not Available	1 1/2 - 2 (Minimum = 1/2 of maximum sentence)

<sup>1</sup> Offenders committed for A-I Felonies cannot be sentenced as a Second Felony Offender.

<sup>2</sup> For offenders in this category, both the instant offense and at least one prior offense are violent felony crimes. Where the instant offense is a violent felony crime and the prior offense is not a violent crime, the sentence ranges used by the court (for class B through E) would be those listed under "Violent Second Felony Offense."

<sup>3</sup> Sentences pursuant to the Sex Offender Management and Treatment Act (SOMTA) took effect on April 13, 2007.

<sup>4</sup> Under Penal Law 70.07 ("Sentence of Imprisonment for Second Child Sexual Assault Felony Offender"), there are various enhanced sentences for such child sexual assault felonies, where the victim is a child less than fifteen years old. Certain sentences must be indeterminate, whereas certain other sentences must be determinate (see Appendix A-6 for specification of such enhanced sentences).



**APPENDIX A-3: SENTENCES TO PRISON FOR DRUG FELONY OFFENSE**  
**RANGE OF MINIMUM AND MAXIMUM SENTENCES ACCORDING TO FELONY CLASS CATEGORY**

<b>FELONY CLASS</b>	<b>1st Felony Drug Offender (Prior to Jan. 2005)</b>	<b>1st Felony Drug Offender (After Jan. 2005)<sup>1</sup></b>	<b>2nd Felony Drug Offender (Has Prior Violent Felony Conviction) (After Jan. 2005)<sup>2</sup></b>	<b>2nd Felony Drug Offender (No Prior Violent Felony Conviction) (Jan. 2005 to Apr. 2009)<sup>2</sup></b>	<b>2nd Felony Drug Offender (No Prior Violent Felony Conviction) (After Apr. 2009)<sup>3</sup></b>
<b>A-I Felony</b>					
Maximum	Life	8 - 20 (determinate)	15 - 30 (determinate)	12 - 24 (determinate)	12 - 24 (determinate)
Minimum	15 - 25 years (for offenders with Life maximum) (minimum sentence fixed by court)	6/7 of determinate sentence	6/7 of determinate sentence	6/7 of determinate sentence	6/7 of determinate sentence
<b>A-II Felony</b>					
Maximum	Life	3 - 10 (determinate)	8 - 17 (determinate)	6-14 (determinate)	6-14 (determinate)
Minimum	3 - 8 1/3 (minimum sentence fixed by court)	6/7 of determinate sentence	6/7 of determinate sentence	6/7 of determinate sentence	6/7 of determinate sentence
<b>Class B Felony</b>					
Maximum	3 - 25 <sup>4</sup>	1 - 9 (determinate) <sup>5</sup>	6 - 15 (determinate)	3 1/2 - 12 (determinate)	2 - 12 (determinate)
Minimum	1 - 8 1/3 (Minimum = 1/3 of maximum sentence)	6/7 of determinate sentence	6/7 of determinate sentence	6/7 of determinate sentence	6/7 of determinate sentence
<b>Class C Felony</b>					
Maximum	3 - 15	1 - 5 1/2 (determinate)	3 1/2 - 9	2 - 8 (determinate)	1 - 8 (determinate)
Minimum	1 - 5 (Minimum = 1/3 of maximum sentence)	6/7 of determinate sentence	6/7 of determinate sentence	6/7 of determinate sentence	6/7 of determinate sentence
<b>Class D Felony</b>					
Maximum	3 - 7	1 - 2 1/2 (determinate)	2 1/2 - 4 1/2	1 1/2 - 4 (determinate)	1 1/2 - 4 (determinate)
Minimum	1 - 2 1/3 (Minimum = 1/3 of maximum sentence)	6/7 of determinate sentence	6/7 of determinate sentence	6/7 of determinate sentence	6/7 of determinate sentence
<b>Class E Felony</b>					
Maximum	3 - 4	1 - 1 1/2 (determinate)	2 - 2 1/2	1 1/2 - 2 (determinate)	1 1/2 - 2 (determinate)
Minimum	1 - 1 1/3 (Minimum = 1/3 of maximum sentence)	6/7 of determinate sentence	6/7 of determinate sentence	6/7 of determinate sentence	6/7 of determinate sentence

<sup>1</sup> Sentences pursuant to Drug Law Reform Act of 2004, effective January 13, 2005.

<sup>2</sup> Sentences pursuant to Drug Law Reform Act of 2004, signed December 2004, effective date for new sentences January 13, 2005.

<sup>3</sup> Sentences pursuant to the Drug Law Reform Act of 2009 took effect on April 7, 2009.

<sup>4</sup> For Class B Sale of Drugs on School Grounds (committed before January 13, 2005) the maximum sentence range is 6 - 25 years. The minimum is 1/3 the maximum sentence.

<sup>5</sup> For Class B Sale of Drugs on School Grounds (committed after January 13, 2005), the range of determinate sentences is 2 to 9 years.

**APPENDIX A-4: SENTENCES TO STATE PRISON FOR PERSISTENT FELONY OFFENSES**  
**RANGE OF MINIMUM AND MAXIMUM SENTENCES ACCORDING TO FELONY CLASS CATEGORY**  
**(SENTENCING AS A PERSISTENT FELON UNAVAILABLE FOR DRUG OFFENDERS AFTER JANUARY 2005)<sup>1</sup>**

<b>FELONY CLASS <sup>2</sup></b>	<b>VIOLENT FELONY OFFENSE (1978 - 1995) <sup>3</sup></b>	<b>VIOLENT FELONY OFFENSE (After Oct. 1995) <sup>3</sup></b>	<b>PREDATORY SEXUAL ASSAULT (After Apr. 2007) <sup>4</sup></b>	<b>ALL OTHER FELONY OFFENSES <sup>5</sup></b>
<b>Class A-II Felony</b>				
Maximum	Not Available	Not Available	Life	Not Available
Minimum	Not Available	Not Available	25	Not Available
<b>Class B Felony</b>				
Maximum	Life	Life	Not Available	9 - 25 Life Optional
Minimum	10 - 25 (minimum sentence fixed by judge)	20 - 25 (minimum sentence fixed by judge)	Not Available	4 1/2 - 12 1/2 (Minimum = 1/2 of maximum sentence)
<b>Class C Felony</b>				
Maximum	Life	Life	Not Available	6 - 15 Life Optional
Minimum	8 - 25 (minimum sentence fixed by judge)	16 - 25 (minimum sentence fixed by judge)	Not Available	3 - 7 1/2 (Minimum = 1/2 of maximum sentence)
<b>Class D Felony</b>				
Maximum	Life	Life	Not Available	4 - 7 Life Optional
Minimum	6 - 25 (minimum sentence fixed by judge)	12 - 25 (minimum sentence fixed by judge)	Not Available	2 - 3 1/2 (Minimum = 1/2 of maximum sentence)
<b>Class E Felony</b>				
Maximum	Life	Life	Not Available	3 - 4 Life Optional
Minimum	Statute does not specify minimum term	Statute does not specify minimum term	Not Available	1 1/2 - 2 (Minimum = 1/2 of maximum sentence)

<sup>1</sup>Sentencing as a "Persistent Felon Offender" was no longer available for drug offenders whose drug crime was committed after January 13, 2005 pursuant to Drug Law Reform Act of 2004.

<sup>2</sup>Offenders committed for A-I Felonies cannot be sentenced as persistent felons.

<sup>3</sup>To be sentenced as a "Persistent Violent Felony Offender," the instant offense and at least two prior offenses must be legislatively designated violent felonies.

<sup>4</sup>Sentences pursuant to the Sex Offender Management and Treatment Act (SOMTA) took effect on April 13, 2007.

<sup>5</sup>A person convicted of a third felony could be sentenced as a second felony offender.

**APPENDIX A-5: RANGE OF MINIMUM AND MAXIMUM  
SENTENCES BY FELONY CLASS CATEGORY  
JUVENILE OFFENDERS**

<b>OFFENDER AGE</b>	<b>CRIME CLASSIFICATION</b>	<b>SPECIFIC CRIME</b>	<b>MINIMUM SENTENCE RANGE</b>	<b>MAXIMUM SENTENCE RANGE</b>
13	A-I	Murder 2nd (except Felony Murder)	5 - 9 Years	Life
14, 15	A-I	Murder 2nd (Felony Murder included but restricted to felonies listed below)	7 1/2 - 15 Years	Life
14, 15	A-I	Arson 1st Kidnapping 1st	4 - 6 Years	12 - 15 Years
14, 15	B-Violent	Aggravated Sexual Abuse Arson 2nd Attempt Kidnapping 1st Attempt Murder 2nd Burglary 1st Manslaughter 1st Rape 1st (non-consensual) Robbery 1st Sodomy 1st (non-consensual)	1/3 Maximum Sentence	3 - 10 Years
14, 15	C-Violent	Assault 1st (intentional) Burglary 2nd (weapon or injury) Robbery 2nd (weapon or injury)	1/3 Maximum Sentence	3 - 7 Years
14, 15	D-Violent	Criminal Possession of a Weapon 3rd	1/3 Maximum Sentence	1 - 4 Years

APPENDIX A-6: Range of Sentences Under **Second Child Sexual Assault**  
 Felony Offender Law (Penal Law 70.07) <sup>1</sup>

<b>Current Conviction - Sexual Assault Against a Child</b>	<b>If Prior Felony Conviction was for Sexual Assault Against a Child</b>	<b>Then Sentence Must Be:</b>
Class A-II Felony	Class A-II, B, or C Felony	Indeterminate: 15 - 25 to Life
Class B Felony	Class B or C Felony	Indeterminate: 15 - 25 to Life
Class B Felony	Class D or E Felony	Determinate: 12 to 30 years
Class C Felony	Class B or C Felony	Determinate: 12 to 30 years or Indeterminate: 15 - 25 years
Class C Felony	Class D or E Felony	Determinate: 10 to 25 years
Class D Felony	Any Felony	Determinate: 5 to 15 years
Class E Felony	Any Felony	Determinate: 4 to 12 years

<sup>1</sup> Penal Law 70.07 (Sentence of imprisonment for second sexual assault felony offender) became effective February 1, 2001. For the purpose of this statute, a child is a person less than 15 years old.

## **APPENDIX B**

## CRIME CODE TABLE

The Crime Code Table presents various criminal offenses specified in the New York State Penal Law as well as other State statutes. The offenses are arranged by order of the unique crime code used by the Department of Corrections and Community Supervision. The table includes the following: crime description, effective date, repeal date (if applicable), legal authority (chapter and statute), felony crime class, and a crime type designation.

The Chapters of the Consolidated Laws of the New York State consist of:

<u>Abbreviation</u>	<u>Chapter</u>
ABC	Alcoholic Beverage Control
AC	NYC Administrative Code
AM	Agriculture and Markets
BL	Banking
COR	Correction
ECL	Environmental Conservation
EL	Election
GB	General Business
GML	General Municipal
LAB	Labor
LL	Lien
NAV	Navigation
PHL	Public Health
PL	Penal
POL	Public Officers
RR	Railroad
SW	Social Services
TAX	
VTL	Vehicle and Traffic
WC	Workers Compensation

The crime type designation may include:

- VFO – violent felony offenses as designated in the Penal Law
- CVO – other crimes of a coercive/violent nature not designated as a VFO
- PDO – property, drug and other felonies
- MIS – misdemeanors
- VIO – violations

**NYS Department of Corrections and Community Supervision Crime Codes  
(Sorted by: Crime Code)**

Crime Code	Crime Description	Effective Date	Repeal Date	Legal	Authority	Crime Class	Crime Type
100	MURDER (DEG'LESS PRIOR 9-1-74)	9/1/1967	3/31/1974	PL	125.25	A	VFO
101	MURDER 1ST	9/1/1974	.	PL	125.27	A	VFO
102	MURDER 2ND	9/1/1974	.	PL	125.25	A	VFO
103	AGGRAVATED MURDER	12/21/2005	.	PL	125.26	A	VFO
201	MANSLAUGHTER 1ST	9/1/1978	.	PL	125.2	B	VFO
202	MANSLAUGHTER 2ND	9/1/1967	.	PL	125.15	C	CVO
203	ABORTION 1ST	9/1/1967	.	PL	125.45	D	CVO
204	ABORTION 2ND	9/1/1967	.	PL	125.4	E	CVO
205	AGGRAVATED MANSLAUGHTER 1ST	12/21/2005	.	PL	125.22	B	VFO
206	AGGRAVATED MANSLAUGHTER 2ND	12/21/2005	.	PL	125.21	C	VFO
300	CRIM NEGLIGENT HOMICIDE	9/1/1967	.	PL	125.1	E	CVO
301	VEHICULAR MANSLAUGHTER 2ND	11/1/1985	.	PL	125.12	D	CVO
302	VEHICULAR MANSLAUGHTER 1ST	11/1/1985	.	PL	125.13	C	CVO
303	AGG CRIM NEGLIGENT HOMICIDE	12/21/2005	.	PL	125.11	C	VFO
304	AGGRAVATED VEHICULAR HOMICIDE	11/1/2007	.	PL	125.14	B	CVO
401	RAPE 1ST	9/1/1978	.	PL	130.35	B	VFO
402	RAPE 2ND	9/1/1967	4/12/2007	PL	130.3	D	CVO
403	RAPE 3RD	9/1/1967	.	PL	130.25	E	CVO
404	RAPE 2ND	4/13/2007	.	PL	130.3	D	VFO
501	ROBBERY 1ST	9/1/1967	.	PL	160.15	B	VFO
502	ROBBERY 2ND	9/1/1978	.	PL	160.1	C	VFO
503	ROBBERY 3RD	9/1/1967	.	PL	160.05	D	CVO
600	ASSAULT 1ST	11/1/1996	.	PL	120.1	B	VFO
601	ASSAULT 1ST	9/1/1967	10/31/1996	PL	120.1	C	VFO
602	ASSAULT 2ND	9/1/1967	.	PL	120.05	D	VFO
604	RECKLESS ENDANGERMENT 1ST	9/1/1967	.	PL	120.25	D	CVO
607	PROM A SUICIDE ATTEMPT	9/1/1967	.	PL	120.3	E	CVO
608	AGGRAVATED ASSAULT/PEACE OFF.	7/2/1981	.	PL	120.11	B	VFO
610	VEHICULAR ASSAULT 2ND	11/1/1985	.	PL	120.03	E	CVO
611	VEHICULAR ASSAULT 1ST	11/1/1985	.	PL	120.04	D	CVO
612	AGG ASLT ON PERSON < 11 YRS	11/1/1990	.	PL	120.12	E	CVO
613	MENACING 1ST	11/1/1992	.	PL	120.13	E	CVO
614	GANG ASSAULT 1ST	11/1/1996	.	PL	120.07	B	VFO
615	GANG ASSAULT 2ND	11/1/1996	.	PL	120.06	C	VFO
616	ASLT:POLICE OFF/FIREMAN/EMT	11/1/1996	.	PL	120.08	C	VFO
617	ASLT BY OPER OF A VESSEL	8/5/1986	.	NAV	049-A	E	CVO
618	STALKING 1ST SUB 1	12/1/1999	.	PL	120.6	D	VFO
619	STALKING 2ND	12/1/1999	.	PL	120.55	E	CVO
621	MENACING POLICE/PEACE OFFICER	12/21/2005	.	PL	120.18	D	VFO
622	RECKLESS ASSAULT OF A CHILD	11/1/2006	.	PL	120.02	D	VFO
623	RECK ASLT CHILD:DAY CARE PROV	11/1/1998	.	PL	120.01	E	CVO
624	LURING CHILD TO COMMIT A CRIME	10/4/2008	.	PL	120.7	E	CVO
625	LURING CHILD TO COMMIT CLASS B	10/4/2008	.	PL	120.7	D	CVO
626	LURING CHILD TO COMMIT CLASS A	10/4/2008	.	PL	120.7	C	CVO
627	AGGRAVATED VEHICULAR ASSAULT	11/1/2007	.	PL	120.04-A	C	CVO
628	STALKING 1ST SUB 2	12/1/1999	.	PL	120.6	D	CVO
629	ASSAULT ON A JUDGE	11/17/2011	.	PL	120.09	C	VFO
630	LV SCENE OF ACCIDENT - BOAT	8/5/1986	.	NAV	47	E	CVO
631	STRANGULATION 1ST	11/11/2010	.	PL	121.13	C	VFO
632	STRANGULATION 2ND	11/11/2010	.	PL	121.12	D	VFO
633	LV SCENE ACCIDENT - BOAT DEATH	11/1/2003	.	NAV	47	D	CVO
701	BURGLARY 1ST	9/1/1978	.	PL	140.3	B	VFO

Crime Code	Crime Description	Effective Date	Repeal Date	Legal	Authority	Crime Class	Crime Type
702	BURGLARY 2ND	9/1/1967	.	PL	140.25	C	VFO
703	BURGLARY 3RD	9/1/1967	.	PL	140.2	D	PDO
800	FAIL TO REG:SEX OFF 1ST OFF	1/21/1996	8/16/2007	COR	0168-T	A	CVO
801	SEX OFF REG VIOL-2ND OFFENSE	1/21/1996	.	COR	0168-T	D	CVO
802	SEX OFF REG VIOL-1ST OFFENSE	8/17/2007	.	COR	0168-T	E	CVO
1001	GRAND LARCENY - NOT AUTO 1ST	9/1/1967	10/31/1986	PL	155.4	C	PDO
1002	GRAND LARCENY - NOT AUTO 2ND	9/1/1967	10/31/1986	PL	155.35	D	PDO
1003	GRAND LARCENY - NOT AUTO 3RD	9/1/1967	10/31/1996	PL	155.3	E	PDO
1004	GRAND LARCENY - NOT AUTO 1ST	11/1/1986	.	PL	155.42	B	PDO
1005	GRAND LARCENY - NOT AUTO 2ND	11/1/1986	.	PL	155.4	C	PDO
1006	GRAND LARCENY - NOT AUTO 3RD	11/1/1986	.	PL	155.35	D	PDO
1007	GRAND LARCENY - NOT AUTO 4TH	11/1/1986	.	PL	155.3	E	PDO
1010	COMPUTER TRESPASS	11/1/1986	.	PL	156.1	E	PDO
1011	COMPUTER TAMPERING 1ST UNLAW DUPLIC COMP RELATED	11/1/1986	10/31/1993	PL	156.25	E	PDO
1012	MATL	11/1/1986	.	PL	156.3	E	PDO
1013	CRIM POSS COMP RELATED MATL	11/1/1986	.	PL	156.35	E	PDO
1014	WELFARE FRAUD 4TH	11/1/1995	.	PL	158.1	E	PDO
1015	WELFARE FRAUD 3RD	11/1/1995	.	PL	158.15	D	PDO
1016	WELFARE FRAUD 2ND	11/1/1995	.	PL	158.2	C	PDO
1022	CRIM POSS BENEFIT CARD 2ND	11/1/1995	.	PL	158.45	D	PDO
1023	CRIM POSS BENEFIT CARD 3RD	11/1/1995	.	PL	158.4	E	PDO
1031	COMPUTER TAMPERING 1ST	11/1/1993	.	PL	156.27	C	PDO
1032	COMP TAMP-2ND:DEST DATA >\$3000	11/1/1993	.	PL	156.26	D	PDO
1033	COMPUTER TAMPERING 3RD	11/1/1993	.	PL	156.25	E	PDO
1301	GRAND LARCENY - AUTO 1ST	9/1/1967	10/31/1986	PL	155.4	C	PDO
1302	GRAND LARCENY - AUTO 2ND	9/1/1967	10/31/1996	PL	155.35	D	PDO
1303	GRAND LARCENY - AUTO 3RD	9/1/1967	10/31/1996	PL	155.3	E	PDO
1304	UNAUTH USE OF MV 1ST	9/1/1982	.	PL	165.08	D	PDO
1305	UNAUTH USE OF MV 2ND	9/1/1982	.	PL	165.06	E	PDO
1306	AUTO STRIPPING 1ST	11/1/1984	10/31/1996	PL	165.1	E	PDO
1307	GRAND LARCENY - AUTO 1ST	11/1/1986	.	PL	155.42	B	PDO
1308	GRAND LARCENY - AUTO 2ND	11/1/1986	.	PL	155.4	C	PDO
1309	GRAND LARCENY - AUTO 3RD	11/1/1986	.	PL	155.35	D	PDO
1310	GRAND LARCENY - AUTO 4TH	11/1/1986	.	PL	155.3	E	PDO
1311	AUTO STRIPPING 1ST	11/1/1996	.	PL	165.11	D	PDO
1312	AUTO STRIPPING 2ND	11/1/1996	.	PL	165.1	E	PDO
1401	CRIM POSS STOLEN PROP 1ST	9/1/1967	10/31/1986	PL	165.5	D	PDO
1402	CRIM POSS STOLEN PROP 2ND	9/1/1967	10/31/1986	PL	165.45	E	PDO
1404	UNLAW USE SECRET SCIENCE MAT	9/1/1967	.	PL	165.07	E	PDO
1405	CRIM POSS STOLEN PROP 1ST	11/1/1986	.	PL	165.54	B	PDO
1406	CRIM POSS STOLEN PROP 2ND	11/1/1986	.	PL	165.52	C	PDO
1407	CRIM POSS STOLEN PROP 3RD	11/1/1986	.	PL	165.5	D	PDO
1408	CRIM POSS STOLEN PROP 4TH	11/1/1986	.	PL	165.45	E	PDO
1411	TRADEMARK COUNTERFEITING 1ST	11/1/1992	.	PL	165.73	C	PDO
1412	TRADEMARK COUNTERFEITING 2ND	11/1/1992	.	PL	165.72	E	PDO
1413	POSS SKIMMER DEVICE 1ST	11/1/2008	.	PL	190.86	E	PDO
1414	IMMIGRANT ASSISTANCE FRAUD 1ST	2/2/2015	.	PL	190.89	E	PDO
1501	TAMPER WITH PUBLIC REC 1ST	9/1/1967	.	PL	175.25	D	PDO
1502	FALSIFY BUSINESS RECORDS 1ST	9/1/1967	.	PL	175.1	E	PDO
1503	OFFER FALSE INST FILING 1ST	9/1/1967	.	PL	175.35	E	PDO
1504	ISSUING A FALSE CERTIFICATE	9/1/1967	.	PL	175.4	E	PDO
1505	CRIM USURY 2ND	9/1/1976	.	PL	190.4	E	PDO
1506	UNLAW CONCEALING A WILL	9/1/1967	.	PL	190.3	E	PDO
1515	CRIM IMPERSONATION 1ST	9/1/1980	.	PL	190.26	E	PDO
1520	CRIM USURY 1ST	9/1/1976	.	PL	190.42	C	PDO
1521	SCHEME TO DEFRAUD 1ST	1/1/1977	.	PL	190.65	E	PDO
1525	FAIL TO REG AS BROKER/ADVISOR	10/1/1959	.	GB	359-E	E	PDO
1526	CRIM USE ACCESS DEVICE 1ST	11/1/1996	.	PL	190.76	E	PDO



Crime Code	Crime Description	Effective Date	Repeal Date	Legal	Authority	Crime Class	Crime Type
1527	IDENTITY THEFT 1ST	11/1/2002	.	PL	190.8	D	PDO
1528	IDENTITY THEFT 2ND	11/1/2002	.	PL	190.79	E	PDO
1529	UNLAW POSS PERSONAL ID 1ST	11/1/2002	.	PL	190.83	D	PDO
1530	UNLAW POSS PERSONAL ID 2ND	11/1/2002	.	PL	190.82	E	PDO
1531	MONEY LAUNDERING 1ST	11/1/2000	.	PL	470.2	B	PDO
1532	MONEY LAUNDERING 2ND	11/1/2000	.	PL	470.15	C	PDO
1533	MONEY LAUNDERING 3RD	11/1/2000	.	PL	470.1	D	PDO
1534	MONEY LAUNDERING 4TH	11/1/2000	.	PL	470.05	E	PDO
1535	MONEY LAUNDER-SUPPORT TERROR 1	7/23/2004	.	PL	470.24	B	PDO
1536	MONEY LAUNDER-SUPPORT TERROR 2	7/23/2004	.	PL	470.23	C	PDO
1537	MONEY LAUNDER-SUPPORT TERROR 3	7/23/2004	.	PL	470.22	D	PDO
1538	MONEY LAUNDER-SUPPORT TERROR 4	7/23/2004	.	PL	470.21	E	PDO
1539	OBSTRUCT GOVT ADMIN:SPRAY DEV	11/1/1996	.	PL	195.08	D	PDO
1540	INSURANCE FRAUD 1ST	11/1/1981	10/31/1986	PL	176.2	D	PDO
1541	INSURANCE FRAUD 2ND	11/1/1981	10/31/1986	PL	176.15	E	PDO
1543	MISUSE FOOD STMP:VALUE>\$50,000	9/1/1967	.	SW	147	C	PDO
1544	INSURANCE FRAUD 1ST	11/1/1986	.	PL	176.3	B	PDO
1545	INSURANCE FRAUD 2ND	11/1/1986	.	PL	176.25	C	PDO
1546	INSURANCE FRAUD 3RD	11/1/1986	.	PL	176.2	D	PDO
1547	INSURANCE FRAUD 4TH	11/1/1986	.	PL	176.15	E	PDO
1549	DEFRAUDING THE GOVERNMENT	11/1/1986	.	PL	195.2	E	PDO
1550	ENTERPRISE CORRUPTION	11/1/1986	.	PL	460.2	B	PDO
1551	FALSE RETURN - CORPORATE TAXES	11/1/1985	4/6/2009	TAX	1805	E	PDO
1552	FRAUD IN SALE OF SECURITIES	9/1/1982	.	GB	352-C	E	PDO
1553	UNAUTH PRACTICE OF PROFESSION	8/23/1976	.	ED	6512	E	PDO
1554	FALSE TAX RETURN - PERSONAL	11/1/1985	4/6/2009	TAX	1804	E	PDO
1555	REPEAT FAILURE:FILE PERSNL TAX	11/1/1985	4/6/2009	TAX	1802	E	PDO
1556	MONEY LAUNDERING 1ST	11/1/1988	10/31/2000	PL	470.15	D	PDO
1557	MONEY LAUNDERING 2ND	11/1/1988	10/31/2000	PL	470.1	E	PDO
1558	MISUSE FOOD STAMPS	9/1/1967	.	SW	147	E	PDO
1559	CONTRACTS FOR MONOPOLY	7/1/1975	.	GB	341	E	PDO
1560	MOTOR FUEL TAX-FELONY	11/1/1985	.	TAX	1812	E	PDO
1561	REPEATED FAILURE TO FILE CORP	11/1/1985	.	TAX	1803	E	PDO
1562	CIG TAX-POSS/TRANS>20K ILL CIG	11/14/2000	.	TAX	1814	E	PDO
1563	LIEN LAW	9/1/1967	.	LL	079-A	D	PDO
1564	UNAUTH COMM TO SOLICIT CONTRIB	9/1/1967	.	EL	14-126	E	PDO
1565	CIG TAX-ATT TO EVADE OR DEFEAT	11/1/1985	.	TAX	1814	E	PDO
1566	CIG TAX-POSS/TRANS>30K ILL CIG	4/7/2009	.	TAX	1814	D	PDO
1567	MED ASSIST PROV PROH PRACTICES	11/1/1998	.	SW	366	E	PDO
1568	POSS/TRANS 10K+ UNSTAMPED CIGS	4/7/2009	.	TAX	1814	E	PDO
1569	UNLAW INTERFERENCE W/ RR TRAIN AGGRAVATED INSURANCE FRAUD	9/1/1978	.	RR	53-E	D	PDO
1570	RESIDENTIAL MORTGAGE FRAUD 4TH	10/9/1996	.	PL	176.35	D	PDO
1571	RESIDENTIAL MORTGAGE FRAUD 1ST	11/1/2008	.	PL	187.25	B	PDO
1572	RESIDENTIAL MORTGAGE FRAUD 2ND	11/1/2008	.	PL	187.2	C	PDO
1573	UNLAW PRACTICE LAW W/O LICENSE	11/1/2013	.	JUD	485-A	E	PDO
1574	LIFE SETTLEMENT FRAUD 2ND	5/18/2010	.	PL	176.6	C	PDO
1575	HEALTH CARE FRAUD 1ST	11/1/2006	.	PL	177.25	B	PDO
1576	HEALTH CARE FRAUD 2ND	11/1/2006	.	PL	177.2	C	PDO
1578	HEALTH CARE FRAUD 4TH	11/1/2006	.	PL	177.1	E	PDO
1579	CONCEALMENT OF A HUMAN CORPSE	11/22/2015	.	PL	195.02	E	PDO
1580	FALSE RETURNS/REPORTS NYC	1/1/1985	.	AC	Nov-04	E	PDO
1581	LEGISLATOR RECEIVING BRIBE	9/1/1967	.	POL	76	D	PDO
1582	UNLAW FEE PAYMT LEG OFF EMPLOY	9/1/1967	.	POL	77	E	PDO

Crime Code	Crime Description	Effective Date	Repeal Date	Legal	Authority	Crime Class	Crime Type
1590	FRAUDULENT PRACTICES	9/1/1967	.	WC	114	E	PDO
1591	CRIMINAL TAX FRAUD 1ST	4/7/2009	.	TAX	1806	B	PDO
1592	CRIMINAL TAX FRAUD 2ND	4/7/2009	.	TAX	1805	C	PDO
1593	CRIMINAL TAX FRAUD 3RD	4/7/2009	.	TAX	1804	D	PDO
1594	CRIMINAL TAX FRAUD 4TH	4/7/2009	.	TAX	1803	E	PDO
1595	FAIL TO FILE INCOME TAX	8/11/2010	.	TAX	1808	E	PDO
1600	FORGERY 1ST	9/1/1967	.	PL	170.15	C	PDO
1601	CRIM POSS FORGED INST 1ST	9/1/1967	.	PL	170.3	C	PDO
1602	FORGERY 2ND	9/1/1967	.	PL	170.1	D	PDO
1603	CRIM POSS FORGED INST 2ND	9/1/1967	.	PL	170.25	D	PDO
1604	CRIM POSS FORGERY DEVICES	9/1/1967	.	PL	170.4	D	PDO
1608	UNLAW USING SLUGS 1ST	9/1/1967	.	PL	170.6	E	PDO
1609	FORGERY OF VEHICLE ID. NUMBER	4/1/1971	.	PL	170.65	E	PDO
1610	ILLEGAL POSS VEH ID NO PLATE	4/1/1971	.	PL	170.7	E	PDO
1612	AGGRAVATED IDENTITY THEFT	11/4/2008	.	PL	190.80-A	D	PDO
1700	ARSON 1ST	9/1/1971	.	PL	150.2	A	VFO
1701	ARSON 2ND	9/1/1971	.	PL	150.15	B	VFO
1702	ARSON 3RD	9/1/1971	.	PL	150.1	C	CVO
1703	ARSON 4TH	9/1/1971	.	PL	150.05	E	CVO
1711	AGGRAVATED USE PYROTECHNICS 1	11/1/2003	.	PL	405.18	D	VFO
1801	PROM PROSTITUTION 1ST	9/1/1978	.	PL	230.32	B	PDO
1802	PROM PROSTITUTION 2ND	9/1/1978	.	PL	230.3	C	PDO
1803	PROM PROSTITUTION 3RD	9/1/1978	.	PL	230.25	D	PDO
1807	PATRONIZING A PROSTITUTE 1ST	9/1/1978	.	PL	230.06	D	CVO
1808	PATRONIZING A PROSTITUTE 2ND	9/1/1978	.	PL	230.05	E	PDO
1814	COMPELLING PROSTITUTION	11/1/2005	.	PL	230.33	B	PDO
1815	SEX TRAFFICKING	11/1/2007	.	PL	230.34	B	PDO
1816	SEX TRAFFICKING SUB 5A, 5B	1/19/2016	.	PL	230.34	B	VFO
1821	AGGRAVATED PATRONIZING MINOR 1	1/19/2016	.	PL	230.13	B	PDO
1822	AGGRAVATED PATRONIZING MINOR 2	1/19/2016	.	PL	230.12	D	PDO
1823	AGGRAVATED PATRONIZING MINOR 3	1/19/2016	.	PL	230.11	E	PDO
1901	SODOMY 1ST	9/1/1967	10/31/2003	PL	130.5	B	VFO
1902	SODOMY 2ND	9/1/1967	10/31/2003	PL	130.45	D	CVO
1903	SODOMY 3RD	9/1/1967	10/31/2003	PL	130.4	E	CVO
1905	SEXUAL ABUSE 1ST	9/1/1967	.	PL	130.65	D	VFO
1907	INCEST	9/1/1967	10/31/2006	PL	255.25	E	CVO
1910	AGGRAVATED SEXUAL ABUSE	9/1/1978	10/31/1988	PL	130.7	B	VFO
1911	AGGRAVATED SEXUAL ABUSE 1ST	11/1/1988	.	PL	130.7	B	VFO
1912	AGGRAVATED SEXUAL ABUSE 2ND	11/1/1988	.	PL	130.67	C	VFO
1913	AGGRAVATED SEXUAL ABUSE 3RD	11/1/1996	.	PL	130.66	D	VFO
1914	COURSE SEX CONDUCT-CHILD 1ST	8/1/1996	.	PL	130.75	B	VFO
1915	COURSE SEX CONDUCT-CHILD 2ND	8/1/1996	.	PL	130.8	D	VFO
1916	FEMALE GENITAL MUTILATION	11/1/1997	.	PL	130.85	E	CVO
1917	PERSISTENT SEXUAL ABUSE	2/1/2001	.	PL	130.53	E	VFO
1918	FACILITATE SEX OFF/CONTROL SUB	2/1/2001	4/12/2007	PL	130.9	D	PDO
1919	AGGRAVATED SEXUAL ABUSE 4TH	2/1/2001	.	PL	130.65-A	E	PDO
1920	AGGRAVATED SEXUAL ABUSE 4TH	4/13/2007	.	PL	130.65-A	E	VFO
1921	CRIM SEXUAL ACT 1ST	11/1/2003	.	PL	130.5	B	VFO
1922	CRIM SEXUAL ACT 2ND	11/1/2003	4/12/2007	PL	130.45	D	CVO
1923	CRIM SEXUAL ACT 3RD	11/1/2003	.	PL	130.4	E	CVO
1924	PREDATORY SEXUAL ASSAULT	6/23/2006	.	PL	130.95	A	VFO
1925	PRED SEX ASSAULT AGAINST CHILD	6/23/2006	.	PL	130.96	A	VFO
1926	INCEST 1ST	11/1/2006	.	PL	255.27	B	VFO
1927	INCEST 2ND	11/1/2006	.	PL	255.26	D	CVO
1928	INCEST 3RD	11/1/2006	.	PL	255.25	E	CVO
1929	CRIM SEXUAL ACT 2ND	4/13/2007	.	PL	130.45	D	VFO

Crime Code	Crime Description	Effective Date	Repeal Date	Legal	Authority	Crime Class	Crime Type
1930	FORCIBLE TOUCHING	2/1/2001	.	PL	130.52	A	CVO
1938	FACILITATE SEX OFF/CONTROL SUB	4/13/2007	.	PL	130.9	D	VFO
1959	SELL/ISSUE NY INSTRMNT W/O LIC	9/1/1967	.	BL	650	E	PDO
2000	CRIM SALE DANGEROUS DRUG 1ST	9/1/1969	8/31/1973	PL	220.44	A	PDO
2001	CRIM SALE DANGEROUS DRUG 3RD	9/1/1967	9/1/1969	PL	220.3	D	PDO
2003	CRIM POSS DANGEROUS DRUG 5TH	9/1/1969	8/31/1983	PL	220.1	E	PDO
2004	CRIM POSS DANGEROUS DRUG 2ND	9/1/1969	8/31/1973	PL	220.22	B	PDO
2005	CRIM POSS DANGEROUS DRUG 3RD	9/1/1967	8/31/1969	PL	220.2	E	PDO
2006	CRIM POSS DANGEROUS DRUG 3RD	9/1/1969	8/31/1973	PL	220.2	C	PDO
2007	CRIM POSS DANGEROUS DRUG 1ST	4/24/1970	8/31/1973	PL	220.23	A	PDO
2008	USE OF DRUG PARAPHERNALIA 1ST	9/1/1967	.	PL	220.55	D	PDO
2010	CRIM INJECT OF A NARC DRUG	9/1/1971	.	PL	220.46	E	PDO
2011	IMIT CONTROL SUBS-2ND VIOL	9/1/1982	.	PHL	3383	E	PDO
2012	CRIM POSS PRECURSORS	9/1/1973	.	PL	220.6	E	PDO
2013	CRIM SALE CONTR SUBSTANCE 1ST	9/1/1973	.	PL	220.43	A	PDO
2014	CRIM POSS CONTR SUBSTANCE 1ST	9/1/1973	.	PL	220.21	A	PDO
2015	CRIM SALE CONTR SUBSTANCE 2ND	9/1/1973	.	PL	220.41	A	PDO
2016	CRIM POSS CONTR SUBSTANCE 2ND	9/1/1973	.	PL	220.18	A	PDO
2017	CRIM SALE CONTR SUBSTANCE 3RD	9/1/1979	.	PL	220.39	B	PDO
2018	CRIM POSS CONTR SUBSTANCE 3RD	9/1/1979	.	PL	220.16	B	PDO
2020	CRIM SALE CONTR SUBSTANCE 4TH	9/1/1973	8/31/1979	PL	220.37	B	PDO
2020	CRIM POSS CONTR SUBSTANCE 4TH	9/1/1973	8/31/1979	PL	220.12	B	PDO
2021	CRIM SALE CONTR SUBSTANCE 4TH	9/1/1979	.	PL	220.34	C	PDO
2022	CRIM POSS CONTR SUBSTANCE 4TH	9/1/1979	.	PL	220.09	C	PDO
2023	CRIM SALE CONTR SUBSTANCE 5TH	9/1/1979	.	PL	220.31	D	PDO
2024	CRIM POSS CONTR SUBSTANCE 5TH	9/1/1979	.	PL	220.06	D	PDO
2025	CRIM POSS CONTR SUBSTANCE 6TH	9/1/1979	10/31/1985	PL	220.05	E	PDO
2027	CRIM SALE MARIHUANA 1ST	7/29/1977	.	PL	221.55	C	PDO
2028	CRIM POSS MARIHUANA 1ST	7/29/1977	.	PL	221.3	C	PDO
2029	CRIM SALE MARIHUANA 2ND	7/29/1977	.	PL	221.5	D	PDO
2030	CRIM POSS MARIHUANA 2ND	7/29/1977	.	PL	221.25	D	PDO
2031	CRIM SALE MARIHUANA 3RD	7/29/1977	.	PL	221.45	E	PDO
2032	CRIM POSS MARIHUANA 3RD	7/29/1977	.	PL	221.2	E	PDO
2039	CRIM SALE CONTR SUBS - SCHOOL	11/1/1986	.	PL	220.44	B	PDO
2040	CRIM SALE PRESCRIPTION	11/1/1986	.	PL	220.65	C	PDO
2041	CRIM POSS METH MANUF MATERIAL1	10/1/2005	.	PL	220.71	E	PDO
2042	CRIM POSS PRECURSORS OF METH	10/1/2005	.	PL	220.72	E	PDO
2043	UNLAW MANUFACTURE METH 3RD	10/1/2005	.	PL	220.73	D	PDO
2044	UNLAW MANUFACTURE METH 2ND	10/1/2005	.	PL	220.74	C	PDO
2045	UNLAW MANUFACTURE METH 1ST	10/1/2005	.	PL	220.75	B	PDO
2046	UNLAW DISPOSAL METH LAB MAT	10/1/2005	.	PL	220.76	E	PDO
2047	CRIM SALE CONTR SUBS TO CHILD	11/1/2009	.	PL	220.48	B	PDO
2048	OPERATE MAJOR DRUG TRAFFICKER	11/1/2009	.	PL	220.77	A	PDO
2049	USE CHILD COMMIT CONTR SUB OFF	11/1/2006	.	PL	220.28	E	PDO
2091	CRIM SALE DANGEROUS DRUG 3RD	9/1/1969	8/31/1973	PL	220.35	C	PDO
2092	CRIM SALE CONTR SUBSTANCE 3RD	9/1/1973	8/31/1979	PL	220.39	A	PDO
2093	CRIM POSS CONTR SUBSTANCE 3RD	9/1/1973	8/31/1979	PL	220.16	A	PDO
2094	CRIM SALE DANGEROUS DRUG 2ND	9/1/1969	8/31/1973	PL	220.4	B	PDO
2095	CRIM POSS DANGEROUS DRUG 2ND	9/1/1967	9/1/1969	PL	220.15	D	PDO
2096	CRIM SALE DANGEROUS DRUG 2ND	9/1/1967	8/31/1969	PL	220.35	C	PDO
2097	CRIM POSS DANGEROUS DRUG 4TH	9/1/1969	8/31/1973	PL	220.15	D	PDO
2098	CRIM POSS CONTR SUBSTANCE 6TH	9/1/1973	8/31/1979	PL	220.06	D	PDO
2099	CRIM SALE DANGEROUS DRUG 4TH	9/1/1969	8/31/1973	PL	220.3	D	PDO
2100	CRIM POSS WEAP 1ST	9/1/1974	.	PL	265.04	B	VFO
2101	CRIM POSS WEAP 3RD SUB 4-8 VFO MFG/TRANS/ETC DANGEROUS	9/1/1974	.	PL	265.02	D	VFO
2102	WEAPON	9/1/1967	.	PL	265.1	D	CVO
2103	PROHIBITED USE OF WEAPONS	9/1/1967	.	PL	265.35	D	CVO
2104	PROHIBITED USE OF WEAPONS	9/1/1974	.	PL	265.35	E	CVO

Crime Code	Crime Description	Effective Date	Repeal Date	Legal	Authority	Crime Class	Crime Type
2108	CRIM POSS WEAP 2ND	9/1/1978	.	PL	265.03	C	VFO
2109	POSS DANGEROUS WEAPON	9/1/1967	8/31/1974	PL	265.05	D	VFO
2111	CRIM POSS WEAP 3RD SUB 1,2,3	9/1/1974	.	PL	265.02	D	CVO
2112	AGGRAVATED CRIM POSS WEAPON	3/16/2013	.	PL	265.19	C	VFO
2113	CRIM POSS WEAP 3RD SUB 9,10	3/16/2013	.	PL	265.02	D	VFO
2115	CRIM POSS FIREARM	3/16/2013	.	PL	265.01-B	E	CVO
2116	CRIM SALE FIREARM 3RD	12/21/2005	.	PL	265.11	D	VFO
2117	CRIM SALE FIREARM 1ST	11/1/1999	.	PL	265.13	B	VFO
2118	CRIM SALE FIREARM 2ND	11/1/1999	.	PL	265.12	C	VFO
2119	CRIM SALE OF FIREARM 3 PRE-06	11/1/1999	12/20/2005	PL	265.11	D	CVO
2120	CRIM SALE FIREARM/AID OF MINOR	11/1/1999	.	PL	265.14	C	VFO
2121	CRIM USE OF FIREARMS 1ST	8/12/1980	.	PL	265.09	B	VFO
2122	CRIM USE OF FIREARMS 2ND	8/12/1980	.	PL	265.08	C	VFO
2123	CRIM SALE FIREARM 1ST	8/12/1980	10/31/1991	PL	265.12	D	VFO
2124	CRIM SALE FIREARMS 2ND	8/12/1980	10/31/1991	PL	265.11	E	CVO
2125	UNLAW WEARING BODY VEST	11/1/1984	.	PL	270.2	E	CVO
2126	POSS EXPLOSIVES W/O LIC	9/1/1984	.	LAB	458	D	PDO
2127	CRIM SALE FIREARM 1ST	11/1/1991	10/31/1999	PL	265.13	C	VFO
2128	CRIM SALE FIREARM 2ND	11/1/1991	10/31/1999	PL	265.12	D	VFO
2129	CRIM SALE FIREARM 3RD	11/1/1991	10/31/1999	PL	265.11	E	CVO
2130	CRIM SALE FIREARM/AID OF MINOR	11/1/1991	10/31/1999	PL	265.14	D	VFO
2131	ILGL STORAGE OF EXPLOSIVES	9/1/1984	.	LAB	453	E	PDO
2132	ILGL CONSTR/MAINT OF MAGAZINE	9/1/1984	.	LAB	454	E	PDO
2133	CRIM POSS WEAPON SCHOOL GRDS	3/16/2013	.	PL	265.01-A	E	CVO
2140	CRIM SALE FIREARM TO A MINOR	11/1/1999	.	PL	265.16	C	CVO
2141	FLEE OFFICER IN MOTOR VEH 2ND	11/1/2006	.	PL	270.3	E	CVO
2142	FLEE OFFICER IN MOTOR VEH 1ST	11/1/2006	.	PL	270.35	D	CVO
2143	CRIM PURCHASE/DISPOSAL WEAPON	3/16/2013	.	PL	265.17	D	CVO
2202	DWI:ALCOHOL/DRUGS-2ND OFFENSE	11/1/1988	.	VTL	1192	E	PDO
2203	DWI:ALCOHOL/DRUGS-3RD OFFENSE	11/1/1996	.	VTL	1192	D	PDO
2204	AGG DWI:1 PRIOR CONV-10 YRS	11/1/2006	.	VTL	1192	E	PDO
2205	AGG DWI:2 PRIOR CONV-10 YRS	11/1/2006	.	VTL	1192	D	PDO
2206	AGG DWI:W/CHILD	12/18/2009	.	VTL	1192	E	PDO
2207	AGG DWI:W/CHILD-2ND OFFENSE	12/18/2009	.	VTL	1192	D	PDO
2300	OBSCENITY 2ND	9/1/1982	.	PL	235.06	E	PDO
2301	OBSCENITY 1ST	9/1/1982	.	PL	235.07	D	PDO
2302	DISSEM INDECENT MAT TO MINORS	9/1/1969	10/31/1996	PL	235.21	E	PDO
2306	DISSEM INDECENT MAT MINOR 1ST	11/1/1996	.	PL	235.22	D	PDO
2307	DISSEM INDECENT MAT MINOR 2ND	11/1/1996	.	PL	235.21	E	PDO
2400	ABANDONMENT OF CHILD	9/1/1967	.	PL	260	E	CVO
2402	NON-SUPPORT CHILD 1ST	9/1/1997	.	PL	260.06	E	PDO
2501	USE OF CHILD IN A SEXUAL PERF	11/9/1977	.	PL	263.05	C	CVO
2502	PROM OBSCENE SEX PERF BY CHILD	11/9/1977	.	PL	263.1	D	CVO
2503	PROM SEXUAL PERF BY A CHILD	11/9/1977	.	PL	263.15	D	CVO
2505	ENDANGER INCOMPETENT 1ST	1/13/2013	.	PL	260.25	E	CVO
2507	POSS OBSCENE SEX PERF BY CHILD	11/1/1996	.	PL	263.11	E	CVO
2508	POSS A SEX PERF BY A CHILD	11/1/1996	.	PL	263.16	E	CVO
2509	FACILITATE SEX PERFRM BY CHILD	11/1/2008	.	PL	263.3	B	CVO
2511	ENDANGER VUL/ELDER 1ST	11/1/1998	.	PL	260.34	D	CVO
2512	ENDANGER VUL/ELDER 2ND	11/1/1998	.	PL	260.32	E	CVO
2600	MFG/SALE ILLICIT ALC BEV SUBSQ	9/1/1967	.	ABC	155	E	PDO
2705	ANIMAL FIGHTING	11/1/1984	.	AM	351	E	PDO
2706	THEFT OF SERVICES	11/1/1992	.	PL	165.15	E	PDO
2802	DRIV IMP/DRUGS-2ND OFFENSE	11/1/1988	.	VTL	1192	E	PDO
2803	DRIV IMP/DRUGS - 3RD OFFENSE	11/1/2006	.	VTL	1192	D	PDO
2903	LV SCENE OF ACC W/O REPORTING	9/1/1980	.	VTL	600	E	PDO
2904	AGG UNLIC OPER MV 1ST OFFENSE	11/1/1985	.	VTL	511	E	PDO
2905	UNLICENSED VEHICLE DISMANTLING	11/1/1984	10/31/1996	PL	165.1	E	PDO

Crime Code	Crime Description	Effective Date	Repeal Date	Legal	Authority	Crime Class	Crime Type
2906	SELL MV/TRLR/PART W/CHANG NUMB	7/27/1983	.	VTL	421	E	PDO
2907	MAKE FALSE REPORT RE STOLEN MV	9/1/1967	.	VTL	426	E	PDO
2908	OFFENSES RE CERT OF TITLE	7/1/1972	.	VTL	2130	E	PDO
2909	UNLAW VEHICLE DISMANTLER	9/1/1980	.	VTL	0415-A	E	PDO
2910	LV SCENE OF ACCIDENT - DEATH	11/1/2005	.	VTL	600	D	PDO
3009	FALSELY REPORTING INCIDENT 1ST	9/1/1977	9/16/2001	PL	240	E	PDO
3010	PLACING FALSE BOMB 1ST	12/1/1999	9/16/2001	PL	240.62	E	PDO
3011	FALSELY REPORTING INCIDENT 1ST	9/17/2001	.	PL	240.6	D	VFO
3012	FALSELY REPORTING INCIDENT 2ND	9/17/2001	.	PL	240.55	E	VFO
3013	AGGRAVATED HARASSMENT 1ST	9/1/1982	.	PL	240.31	E	PDO
3014	CRIM NUISANCE 1ST	11/1/1989	.	PL	240.46	E	PDO
3015	AGG HAR:EMPLOYEE BY INMATE	6/7/1996	.	PL	240.32	E	PDO
3016	PLACING FALSE BOMB	9/17/2001	.	PL	240.63	D	VFO
3017	PLACE FALSE BOMB 1ST	9/17/2001	.	PL	240.62	D	VFO
3018	PLACE FALSE BOMB 2ND	9/17/2001	.	PL	240.61	E	VFO
3019	AGGRAVATED FAMILY OFFENSE	1/23/2013	.	PL	240.75	E	PDO
3021	HINDER PROSECUTION TERRORISM 1	9/17/2001	.	PL	490.35	B	VFO
3022	HINDER PROSECUTION TERRORISM 2	9/17/2001	.	PL	490.3	C	VFO
3023	SUPPORT ACT OF TERRORISM 1ST	9/17/2001	.	PL	490.15	C	VFO
3024	SUPPORT ACT OF TERRORISM 2ND	9/17/2001	.	PL	490.1	D	VFO
3025	MAKE TERRORISTIC THREAT	9/17/2001	.	PL	490.2	D	VFO
3031	CRIM USE CHEM/BIOL WEAPON 1ST	7/27/2004	.	PL	490.55	A	VFO
3032	CRIM USE CHEM/BIOL WEAPON 2ND	7/27/2004	.	PL	490.5	A	VFO
3033	CRIM USE CHEM/BIOL WEAPON 3RD	7/27/2004	.	PL	490.47	B	VFO
3034	CRIM POSS CHEM/BIOL WEAPON 1ST	7/27/2004	.	PL	490.45	A	VFO
3035	CRIM POSS CHEM/BIOL WEAPON 2ND	7/27/2004	.	PL	490.4	B	VFO
3036	CRIM POSS CHEM/BIOL WEAPON 3RD	7/27/2004	.	PL	490.37	C	VFO
3301	PROM GAMB LOTT/POLICY 1ST	9/1/1967	.	PL	225.1	E	PDO
3302	PROM GAMB BOOKMAKING 1ST	9/1/1967	.	PL	225.1	E	PDO
3303	POSS GAMB RCDS LOTT/POLICY 1ST	9/1/1967	.	PL	225.2	E	PDO
3304	POSS GAMB RCDS BOOKMAKING 1ST	9/1/1967	.	PL	225.2	E	PDO
3401	CRIM MISCHIEF 2ND	9/1/1971	.	PL	145.1	D	PDO
3402	CRIM MISCHIEF 3RD	9/1/1971	.	PL	145.05	E	PDO
3404	CRIM TAMPERING 1ST	9/1/1967	.	PL	145.2	D	PDO
3406	CRIM MISCHIEF 1ST	9/1/1971	.	PL	145.12	B	PDO
3409	TAMPER WITH CONSUMER PROD 1ST	11/1/1986	.	PL	145.45	E	PDO
3410	CEMETERY DESECRATION 1ST	11/1/1997	.	PL	145.23	E	PDO
3501	CRIM TRESPASS 1ST	9/1/1969	.	PL	140.17	D	PDO
3601	UNLAW POSS MEDICAL WASTE 1ST	7/7/1989	.	ECL	71-4404	E	PDO
3602	UNLAW POSS HAZARDOUS WASTE 2ND	7/21/1981	.	ECL	71-2707	E	PDO
3603	WILLFULLY SETS FOREST FIRE	9/1/1972	.	ECL	09-1105	E	PDO
3604	ENDANGER PUB HLTH/SFTY/ENVRT 3	11/1/1986	.	ECL	71-2712	E	PDO
3605	UNLAW RELEASE MED WASTE 2ND	7/22/1989	.	ECL	71-4407	E	PDO
3606	RELEASE OF SOLID WASTE 2ND OFF	1/1/1996	.	ECL	71-2703	E	PDO
3607	ENDANGER PUB HLTH/SFTY/ENVRT 1	11/1/1986	.	ECL	71-2714	C	PDO
3608	ENDANGER PUB HLTH/SFTY/ENVRT 2	11/1/1986	.	ECL	71-2713	D	PDO
3901	ESCAPE 1ST	9/1/1967	.	PL	205.15	D	PDO
3902	ESCAPE 2ND	9/1/1967	.	PL	205.1	E	PDO
3904	ABSCOND FROM TEMP RELEASE 1ST	6/21/1972	.	PL	205.17	E	PDO
3907	PROM PRISON CONTRABAND 1ST	9/1/1967	.	PL	205.25	D	PDO
3909	HINDERING PROSECUTION 1ST	9/1/1967	.	PL	205.65	D	PDO
3910	HINDERING PROSECUTION 2ND	9/1/1967	.	PL	205.6	E	PDO
3912	ABSCOND COMMUNITY TREAT FAC	7/24/1986	.	PL	205.19	E	PDO
4001	KIDNAPPING 1ST	9/1/1967	.	PL	135.25	A	VFO
4002	KIDNAPPING 2ND	9/1/1967	.	PL	135.2	B	VFO
4003	UNLAW IMPRISONMENT 1ST	9/1/1967	.	PL	135.1	E	CVO

Crime Code	Crime Description	Effective Date	Repeal Date	Legal	Authority	Crime Class	Crime Type
4004	CUSTODIAL INTERFERENCE 1ST	9/1/1967	.	PL	135.5	E	CVO
4005	SUBSTITUTION OF CHILDREN	9/1/1967	.	PL	135.55	E	CVO
4006	COERCION 1ST	9/1/1967	.	PL	135.65	D	CVO
4010	BODY STEALING	9/1/1967	10/31/2006	PHL	4216	E	PDO
4011	BODY STEALING	11/1/2006	.	PHL	4216	D	PDO
4012	OPENING GRAVES UNLAWFUL DISSECTION HUMAN BODY	11/1/1997	10/31/2006	PHL	4218	E	PDO
4013		11/1/2006	.	PHL	4210-A	E	PDO
4020	LABOR TRAFFICKING	11/1/2007	.	PL	135.35	D	CVO
4023	LABOR TRAFFICKING SUB 3A, 3B	1/19/2016	.	PL	135.35	D	VFO
4200	AGGRAVATED CRIM CONTEMPT	9/1/1996	.	PL	215.52	D	PDO
4201	BAIL JUMPING 2ND	9/8/1983	.	PL	215.56	E	PDO
4202	TAMPER WITH PHYS EVIDENCE	9/1/1967	.	PL	215.4	E	PDO
4203	CRIM CONTEMPT 1ST	9/1/1972	.	PL	215.51	E	PDO
4204	UNLAW GRAND JURY DISCLOSURE	7/19/1977	.	PL	215.7	E	PDO
4215	TAMPER WITH A WITNESS 3RD	9/1/1982	.	PL	215.11	E	PDO
4216	TAMPER WITH A WITNESS 1ST	9/1/1982	.	PL	215.13	B	PDO
4217	TAMPER WITH A WITNESS 2ND	9/1/1982	.	PL	215.12	D	PDO
4218	BAIL JUMPING 1ST	9/8/1983	.	PL	215.57	D	PDO
4300	BIGAMY	9/1/1967	.	PL	255.15	E	PDO
4601	PERJURY 1ST	9/1/1967	.	PL	210.15	D	PDO
4602	PERJURY 2ND	9/1/1967	.	PL	210.1	E	PDO
4603	MAKE APP SWORN FALSE STATE 1ST	9/1/1967	.	PL	210.4	E	PDO
4800	BRIBERY 2ND	9/1/1973	10/31/1986	PL	200	D	PDO
4801	BRIBERY 1ST	9/1/1973	.	PL	200.04	B	PDO
4802	BRIBE REC 1ST	9/1/1973	.	PL	200.12	B	PDO
4803	REWARDING OFF. MISCONDUCT 1ST	9/1/1973	.	PL	200.22	C	PDO
4804	BRIBE REC 2ND	9/1/1973	10/31/1986	PL	200.1	D	PDO
4805	REC REWARD OFF MISCONDUCT 1ST	9/1/1973	.	PL	200.27	C	PDO
4806	REWARDING OFF. MISCONDUCT 2ND	9/1/1973	.	PL	200.2	E	PDO
4807	REC REWARD OFF MISCONDUCT 2ND	9/1/1973	.	PL	200.25	E	PDO
4808	BRIBE REC BY A JUROR	9/1/1967	.	PL	215.2	D	PDO
4809	BRIBE REC BY A WITNESS	9/1/1967	.	PL	215.05	D	PDO
4810	BRIBING A JUROR	11/1/1985	.	PL	215.19	D	PDO
4811	BRIBING A WITNESS	9/1/1967	.	PL	215	D	PDO
4812	SPORTS BRIBING	9/1/1967	.	PL	180.4	D	PDO
4813	SPORTS BRIBE RECEIVING	9/1/1967	.	PL	180.45	E	PDO
4814	COMMERCIAL BRIBING 1ST	9/1/1983	.	PL	180.03	E	PDO
4815	COMMERCIAL BRIBE REC 1ST	9/1/1983	.	PL	180.08	E	PDO
4818	BRIBING A LABOR OFFICIAL	9/1/1967	.	PL	180.15	D	PDO
4819	BRIBE REC BY A LABOR OFFICIAL	9/1/1967	.	PL	180.25	D	PDO
4820	BRIBE GIVING FOR PUBLIC OFFICE	9/1/1967	.	PL	200.45	D	PDO
4821	BRIBE REC FOR PUBLIC OFFICE TAMPER WITH SPORTS CONTEST 1ST	9/1/1967	.	PL	200.5	D	PDO
4826		9/26/1982	.	PL	180.51	E	PDO
4827	IMP INTGRTY PARIMUTUEL BET 2ND	9/26/1982	.	PL	180.52	E	PDO
4828	IMP INTGRTY PARIMUTUEL BET 1ST	9/26/1982	.	PL	180.53	D	PDO
4829	INTIMIDATE VICTIM/WITNESS 2ND	11/1/1985	.	PL	215.16	D	VFO
4830	INTIMIDATE VICTIM/WITNESS 3RD	11/1/1985	.	PL	215.15	E	PDO
4831	BRIBERY 2ND	11/1/1986	.	PL	200.03	C	PDO
4832	BRIBERY 3RD	11/1/1986	.	PL	200	D	PDO
4833	BRIBE REC 2ND	11/1/1986	.	PL	200.11	C	PDO
4834	BRIBE REC 3RD	11/1/1986	.	PL	200.1	D	PDO
4835	INTIMIDATE VICTIM/WITNESS 1ST CORRUPTING THE GOVERNMENT 2ND	11/1/1985	.	PL	215.17	B	VFO
4842		4/30/2014	.	PL	496.04	C	PDO
5301	CRIM DIVERSION PRESCRIP 1ST	11/1/1995	.	PL	178.25	C	PDO
5302	CRIM DIVERSION PRESCRIP 2ND	11/1/1995	.	PL	178.2	D	PDO
5303	CRIM DIVERSION PRESCRIP 3RD	11/1/1995	.	PL	178.15	E	PDO

Crime Code	Crime Description	Effective Date	Repeal Date	Legal	Authority	Crime Class	Crime Type
5400	EAVESDROPPING	9/1/1967	.	PL	250.05	E	PDO
5407	UNLAW SURVEILLANCE 1ST	8/11/2003	.	PL	250.5	D	PDO
5408	UNLAW SURVEILLANCE 2ND SUB 1	8/11/2003	.	PL	250.45	E	PDO
5409	UNLAW SURVEILLANCE 2ND(2,3,4)	8/11/2003	.	PL	250.45	E	PDO
5410	DISSEM UNLAW SURV IMAGE 1ST	8/11/2003	.	PL	250.6	E	PDO
6001	RIOT 1ST	9/1/1967	.	PL	240.06	E	PDO
6002	CRIM ANARCHY	9/1/1967	.	PL	240.15	E	PDO
6400	CONSPIRACY 1ST	9/1/1973	8/31/1978	PL	105.15	B	PDO
6401	CONSPIRACY 1ST	9/1/1978	.	PL	105.17	A	VFO
6402	CONSPIRACY 2ND	9/1/1978	.	PL	105.15	B	PDO
6403	CONSPIRACY 3RD	9/1/1978	.	PL	105.13	D	PDO
6404	CONSPIRACY 4TH	9/1/1978	.	PL	105.1	E	PDO
6500	CRIM SOLICITATION 1ST	9/1/1978	.	PL	100.13	C	PDO
6501	CRIM SOLICITATION 2ND	9/1/1978	.	PL	100.1	D	PDO
6502	CRIM SOLICITATION 3RD	9/1/1978	.	PL	100.08	E	PDO
6600	CRIM FACILITATION 1ST	9/1/1978	.	PL	115.08	B	PDO
6601	CRIM FACILITATION 2ND	9/1/1978	.	PL	115.05	C	PDO
6602	CRIM FACILITATION 3RD	9/1/1978	.	PL	115.01	E	PDO
6700	UNAUTH TRANSFER OF RECD SOUND	11/1/1990	.	PL	275.1	E	PDO
6704	FAIL DISCLOSE ORIGIN REC 1ST	11/1/1990	.	PL	275.4	E	PDO
6705	UNAUTH RECORDING 1ST:ADV SALE	11/1/1990	.	PL	275.3	E	PDO
7001	JO - AGG SEXUAL ABUSE 1ST	11/1/1988	.	PL	130.7	B	VFO
7002	JO - ARSON 1ST	9/1/1971	.	PL	150.2	A	VFO
7003	JO - ARSON 2ND	9/1/1971	.	PL	150.15	B	VFO
7004	JO - ASSAULT 1ST	9/1/1967	10/31/1996	PL	120.1	C	VFO
7005	JO - BURGLARY 1ST	9/1/1967	.	PL	140.3	B	VFO
7006	JO - BURGLARY 2ND	9/1/1967	.	PL	140.25	C	VFO
7007	JO - KIDNAPPING 1ST	9/1/1967	.	PL	135.25	A	VFO
7008	JO - MANSLAUGHTER 1ST	9/1/1967	.	PL	125.2	B	VFO
7009	JO - MURDER 2ND	9/1/1974	.	PL	125.25	A	VFO
7010	JO - RAPE 1ST	9/1/1967	.	PL	130.35	B	VFO
7011	JO - ROBBERY 1ST	9/1/1967	.	PL	160.15	B	VFO
7012	JO - ROBBERY 2ND	9/1/1967	.	PL	160.1	C	VFO
7013	JO - SODOMY 1ST	9/1/1967	10/31/2003	PL	130.5	B	VFO
7014	JO - ASSAULT 1ST	11/1/1996	.	PL	120.1	B	VFO
7015	JO - CRIM POSS WEAP 2ND SCHOOL	11/1/1998	.	PL	265.03	C	VFO
7016	JO - CRIM POSS WEAP 3RD SCHOOL	11/1/1998	.	PL	265.02	D	VFO
7017	JO - CRIM SEXUAL ACT 1ST	11/1/2003	.	PL	130.5	B	VFO
8000	YOUTHFUL OFFENDER	11/28/1984	.				PDO
8001	YO - MURDER	11/28/1984	.				VFO
8002	YO - MANSLAUGHTER	11/28/1984	.				VFO
8003	YO - CRIM NEGLIGENT HOMICIDE	11/28/1984	.				CVO
8004	YO - RAPE	11/28/1984	.				VFO
8005	YO - ROBBERY	11/28/1984	.				VFO
8006	YO - ASSAULT	11/28/1984	.				VFO
8007	YO - BURGLARY	11/28/1984	.				VFO
8010	YO - GRAND LARCENY (NOT AUTO)	11/28/1984	.				PDO
8013	YO - GRAND LARCENY (AUTO)	11/28/1984	.				PDO
8014	YO - CRIM POSS STOLEN PROP	11/28/1984	.				PDO
8015	YO - FRAUD	11/28/1984	.				PDO
8016	YO - FORGERY	11/28/1984	.				PDO
8017	YO - ARSON	11/28/1984	.				CVO
8018	YO - PROMOTING PROSTITUTION	11/28/1984	.				PDO
8019	YO - SODOMY / SEXUAL ABUSE	11/28/1984	10/31/2003				VFO
8020	YO - DRUG OFFENSE	11/28/1984	.				PDO
8021	YO - DANGEROUS WEAPONS	11/28/1984	.				VFO
8022	YO - DRIVING WHILE INTOXICATED	11/28/1984	.				PDO

Crime Code	Crime Description	Effective Date	Repeal Date	Legal	Authority	Crime Class	Crime Type
8024	YO - ABANDMNT/NONSUPPORT CHILD	11/28/1984	.				CVO
8026	YO - MFG/SALE ILLICIT ALC BEV	11/28/1984	.				PDO
8028	YO - DRIVING WHILE IMP/DRUGS	11/28/1984	.				PDO
8033	YO - PROG GAMB LOTTERY/POLICY	11/28/1984	.				PDO
8034	YO - CRIMINAL MISCHIEF	11/28/1984	.				PDO
8035	YO - CRIMINAL TRESPASS	11/28/1984	.				PDO
8039	YO - ESC/ABS RESIST ARREST	11/28/1984	.				PDO
8040	YO - KIDNAPPING	11/28/1984	.				VFO
8042	YO - TAMPERING WITH A WITNESS	1/10/1990	.				PDO
8043	YOUTHFUL OFFENDER - J.O.	11/28/1984	.				VFO
8044	YO - CRIM SEXUAL ACT/SEX ABUSE SEX MOTV FEL AGGRAVATED	11/1/2003	.				VFO
9400	MURDER	4/13/2007	5/16/2012	PL	125.26	A	VFO
9401	SEX MOTV FEL ARSON 1ST	4/13/2007	5/17/2012	PL	150.2	A	VFO
9402	SEX MOTV FEL ARSON 2ND	4/13/2007	5/17/2012	PL	150.15	B	VFO
9403	SEX MOTV FEL ASSAULT 1ST	4/13/2007	5/17/2012	PL	120.1	B	VFO
9404	SEX MOTV FELONY ASSAULT 2ND	4/13/2007	5/17/2012	PL	120.05	D	VFO
9405	SEX MOTV FEL BURGLARY 1ST	4/13/2007	5/17/2012	PL	140.3	B	VFO
9406	SEX MOTV FEL BURGLARY 2ND	4/13/2007	1/15/2013	PL	140.25	C	VFO
9407	SEX MOTV FEL BURGLARY 3RD	4/13/2007	5/17/2012	PL	140.2	D	PDO
9408	SEX MOTV FEL GANG ASSAULT 1ST	4/13/2007	5/17/2012	PL	120.07	B	VFO
9409	SEX MOTV FEL GANG ASSAULT 2ND	4/13/2007	5/17/2012	PL	120.06	C	VFO
9410	SEX MOTV FEL KIDNAPPING 1ST	4/13/2007	5/17/2012	PL	135.25	A	VFO
9411	SEX MOTV FEL KIDNAPPING 2ND	4/13/2007	5/17/2012	PL	135.2	B	VFO
9412	SEX MOTV FEL MANSLAUGHTER 1ST	4/13/2007	5/17/2012	PL	125.2	B	VFO
9413	SEX MOTV FEL MANSLAUGHTER 2ND	4/13/2007	5/17/2012	PL	125.15	C	CVO
9414	SEX MOTV FEL MURDER 1ST	4/13/2007	5/17/2012	PL	125.27	A	VFO
9415	SEX MOTV FEL MURDER 2ND	4/13/2007	5/17/2012	PL	125.25	A	VFO
9416	SEX MOTV FEL PROM PROST 1ST	4/13/2007	5/17/2012	PL	230.32	B	PDO
9417	SEX MOTV FEL PROM PROST 2ND	4/13/2007	5/17/2012	PL	230.3	C	PDO
9418	SEX MOTV FEL ROBBERY 1ST	4/13/2007	5/17/2012	PL	160.15	B	VFO
9419	SEX MOTV FEL ROBBERY 2ND	4/13/2007	5/17/2012	PL	160.1	C	VFO
9420	SEX MOTV FEL ROBBERY 3RD	4/13/2007	5/17/2012	PL	160.05	D	CVO
9421	SEX MOTV FEL STALKING 1ST (1)	4/13/2007	5/17/2012	PL	120.6	D	VFO
9422	SEX MOTV FEL STALKING 1ST (2)	4/13/2007	5/17/2012	PL	120.6	D	CVO
9423	SEX MOTV FEL STRANGULATION 1ST	11/11/2010	5/17/2012	PL	121.13	C	VFO
9424	SEX MOTV FEL STRANGULATION 2ND	11/11/2010	5/17/2012	PL	121.12	D	VFO
9425	SMF COMPELLING PROSTITUTION	4/13/2007	5/17/2012	PL	230.33	B	PDO
9426	SMF DISEM INDECENT MAT MINOR 1 SMF PROM OBSCENE SEX PERF	4/13/2007	5/17/2012	PL	235.22	D	PDO
9427	CHLD SMF PROM SEX PERFORMANCE	4/13/2007	5/17/2012	PL	263.1	D	CVO
9428	CHLD	4/13/2007	5/17/2012	PL	263.15	D	CVO
9429	SMF USE OF CHILD IN SEX PERF	4/13/2007	5/17/2012	PL	263.05	C	CVO
9501	ROBBERY 1ST (PRIOR 9/1/78)	9/1/1967	8/31/1978	PL	160.15	B	VFO
9502	ROBBERY 2ND (PRIOR 9/1/78)	9/1/1967	8/31/1978	PL	160.1	C	VFO
9503	RAPE 1ST (PRIOR 9/1/78)	9/1/1967	8/31/1978	PL	130.35	B	VFO
9504	SODOMY 1ST (PRIOR 9/1/78)	9/1/1967	8/31/1978	PL	130.5	B	VFO
9506	CRIM POSS WEAPON 2 PRE-9/1/78	9/1/1974	8/31/1978	PL	265.03	C	VFO
9507	MANSLAUGHTER 1ST(PRIOR 9/1/78)	9/1/1967	8/31/1978	PL	125.2	B	VFO
9508	BURGLARY 1ST (PRIOR 9/1/78)	9/1/1967	8/31/1978	PL	140.3	B	VFO
9509	MURDER 2ND PRE-9/1/78	9/1/1967	8/31/1978	PL	125.25	A	VFO



Prepared by:

Division of Program Planning, Research & Evaluation  
April 2022