



Corrections and Community Supervision

Temporary Release Annual Report

2017

TABLE OF CONTENTS

	PAGE
INTRODUCTION	1
APPLICATIONS AND APPEALS	2
TEMPORARY RELEASE ABSCONDERS AND ARRESTS	3
TEMPORARY RELEASE REMOVALS	4
ELIGIBILITY/TYPES OF TEMPORARY RELEASE	5
CONTINUOUS TEMPORARY RELEASE PROGRAMS	6
INMATE EARNINGS	8
HISTORICAL DEVELOPMENT OF TEMPORARY RELEASE PROGRAMS	9

TABLES AND GRAPHS

TABLE I	YEARLY WORK RELEASE WAGES & EXPENSES SUMMARY
TABLE II	YEARLY STATISTICS ON ALL TEMPORARY RELEASE PROGRAMS
TABLE III	YEARLY STATISTICS ON ALL CONTINUOUS TEMPORARY RELEASE PROGRAMS
TABLE IV	YEARLY STATISTICS ON SHORT TERM TEMPORARY RELEASE PROGRAMS
TABLE V	COMBINED STATISTICS FOR ALL TEMPORARY RELEASE PROGRAMS
TABLE VI	TOTAL PARTICIPANTS IN DAY REPORTING
TABLE VII	ARRESTS BY CRIME
TABLE VIII	TEMPORARY RELEASE REMOVALS
GRAPH I	TOTAL PARTICIPANTS IN CONTINUOUS TEMPORARY RELEASE
GRAPH II	TOTAL APPLICATIONS RECEIVED BY FACILITIES
GRAPH III	ABSCONDER PERCENTAGES
GRAPH IV	APPEALS RECEIVED BY CENTRAL OFFICE

INTRODUCTION

The Temporary Release Programs' policies and procedures are contained in Title 7, NYS Official Compilation of Codes, Rules and Regulations, Chapter XII, Subchapter A, Parts 1900 – 1952. New York State Department of Corrections and Community Supervision (DOCCS) Directive 7001, Temporary Release programs, outlines the purpose, authorization and policy to DOCCS correctional facilities through the establishment and maintenance of the Temporary Release Programs Rules and Regulations.

Temporary Release programs continue to provide a viable and effective transition for inmates returning to their families and communities, while preserving public safety.

Executive Order 9, which was signed by Governor Spitzer in March of 2007, and subsequently continued by Governor Cuomo, precludes those inmates with certain violent felony convictions from participating in Temporary Release programs if, upon the review of the specific elements involved in the act, one or more of the elements present is bared by the Order.

2017 OVERVIEW

Participants	1,202
Absconders	23
Arrests (Absconders & Temporary Release Arrests)	19
Violent Felony Arrests/Convictions (By Participants)	3
Unemployment Percent	15.75%

APPLICATIONS AND APPEALS

There were 22,060 Work Release applications and 844 other Temporary Release program applications (Furlough, Leave of Absence, Industrial Training Leave, Education Leave and Community Services Leave) processed at the facility level in 2017.

There were 15,786 Presumptive Work Release Comprehensive Alcohol and Substance Abuse Treatment (PWR CASAT) program applications processed at the facility level in 2017.

The advancement of all applications is as follows:

<u>Total Applications*</u>	<u>Applications Eligible for a Decision**</u>	<u>Facility Approved</u>	<u>Central Office Approved</u>
<u>Work Release</u>			
22,060	5,570	1,228	264
<u>Other Programs</u>			
844	***	214	97
<u>PWR CASAT</u>			
15,786	4,719	1,007	642

Appeals of Facility and Central Office denials of Temporary Release programs and PWR CASAT

Received	Approved
1,802	59

* An application must be processed in order for an inmate to receive a decision. Total number reflects all applications initiated at the facility level including: multiple applications per applicant; applications subsequently withdrawn by applicant; cancelled applications; applicants statutorily ineligible.

**Inmates determined eligible, at the facility level, to receive a denial/approval review in accordance to DOCCS policy and Temporary Release Programs Rules and Regulations.

***Number not available.

TEMPORARY RELEASE ABSCONDERS AND ARRESTS

ABSCONDERS: There were 23 absconders in 2017. Of those, 16 were returned to DOCCS custody. All 23 absconders were in Work Release.

DOCCS is committed to apprehending absconders as quickly as possible. The cooperation between the DOCCS Office of Special Investigations, DOCCS Community Supervision staff, New York State and local police agencies, and the Division of Criminal Justice Services continues to be positive. The majority of absconders were returned to DOCCS custody.

ARRESTED ABSCONDERS (Temporary Release absconders who are arrested): There was 1 absconder arrested in 2017.

TEMPORARY RELEASE ARRESTS (Temporary Release participants who are arrested): There were 18 Temporary Release arrests in 2017. By December 31, 2017, 15 were returned to DOCCS custody. The other 3 remained in the custody of other jurisdictions.

In total, 19 inmates were arrested while in continuous Temporary Release programs in 2017. There were 3 violent crime arrests/convictions in 2017. A complete accounting of Participants, Absconders, Arrested Absconders, and Temporary Release Arrests (TR ARR) from 2000 to 2017 is as follows:

<u>Year</u>	<u>Participants</u>	<u>Absconders</u>	<u>Arrested Absconders</u>	<u>TR ARR</u>
2000	6,786	465	103	121
2001	5,895	396	75	90
2002	4,955	336	75	90
2003	4,833	319	68	76
2004	3,964	249	28	93
2005	3,071	115	28	67
2006	2,652	91	30	47
2007	2,498	86	33	57
2008	2,277	70	26	40
2009	2,175	59	21	39
2010	1,893	50	19	62
2011	1,316	27	7	38
2012	863	8	4	23
2013	700	15	1	10
2014	776	13	5	8
2015	796	9	2	7
2016	1,235	7	0	13
2017	1,202	23	1	18

TEMPORARY RELEASE REMOVALS

More than one quarter of the participants in Temporary Release programs are drug offenders. This accounts for most of the removals, absconders, and arrests while in the Temporary Release program. Inmates are regularly tested for drug, alcohol, and intoxicant use, which allows DOCCS to identify violators as soon as possible and to initiate intervention and therapy for these individuals so that their eventual return to the community can be positive.

Of the 1,192 participants in continuous Temporary Release programs in 2017, there were 133 removed from the program. Of these, 25 were disciplinary, 39 programmatic violations, 47 were drug related removals, 1 for criminal arrest, 11 were contraband items, 6 for eligibility issues (warrants and medical), and 4 inmates absconded.

In 1994, the Relapse program was initiated to allow inmates in Temporary Release that tested positive for drug/alcohol/intoxicant use to waive a disciplinary hearing and agree to participate in a minimum 60-day Relapse program at designated Work Release and general confinement facilities. Inmates return to active full-time Temporary Release participation, after successful completion of the Relapse Program.

In 2017, 31 inmates were provided the opportunity for the Relapse program so they could return to full participation in the continuous Temporary Release program. At the end of 2017, 3 remained in Relapse and 28 returned to Temporary Release status. Subsequently, of the 28 that returned, 7 were released to Community Supervision, 10 were removed from Work Release due to technical violations, and 11 remained in Work Release.

ELIGIBILITY FOR TEMPORARY RELEASE PROGRAMS

In order to be considered for Temporary Release programs, the NYS Correction Law requires that an inmate must be within two years of the inmates earliest possible release date to Community Supervision. The inmate must also attain the requisite score on a point rating system. The inmate's present offense(s) cannot be a homicide or sex-related crime. Inmates with current specific violent felony convictions must be reviewed to determine an applicant's eligibility to apply. Inmates with current homicide convictions who claim there is a history of domestic violence abuse by their victim may also be reviewed to determine eligibility to apply.

TYPES OF TEMPORARY RELEASE

The Correction Law currently authorizes DOCCS to operate the following Temporary Release programs:

***WORK RELEASE**

Allows inmates to leave a facility for up to 14 hours a day to work in the community.

Eligible inmates may transition to Day Reporting status, which allows inmates to leave the Work Release facility for an extended period of seven days to reside and work in the community

****FURLOUGH**

Allows inmates to leave a facility for up to seven days to maintain and strengthen family ties, or for another appropriate purpose.

***INDUSTRIAL TRAINING LEAVE**

Allows inmates to leave a facility for up to 14 hours in a day to obtain vocational training.

***EDUCATIONAL RELEASE**

Allows inmates to leave a facility to pursue academic goals for up to 14 hours in a day.

*****COMMUNITY SERVICES LEAVE**

Allows inmates to leave a facility to do volunteer work or to attend religious or athletic events for up to 14 hours in a day.

****LEAVE OF ABSENCE**

Allows inmates to leave a facility, for a period up to seven days, to receive medical or dental treatment when the treatment is absolutely necessary and not available within the DOCCS correctional system. Also, permits inmates to make deathbed or funeral visits when a close relative is sick or passes away.

Statistical information on the number of inmates who participated in each program may be found in TABLE V at the end of this report.

* Continuous Temporary Release programs available at facilities noted on page 6.

** Short-term Temporary Release programs available at all facilities except Shock Incarceration.

*** Community Services Leave is available as a continuous or a short-term program.

CONTINUOUS TEMPORARY RELEASE PROGRAMS

Continuous Temporary Release programs are defined as those programs, including Educational Release (EDR), Industrial Training Leave (ITL), continuous Community Services Leave (CSL), and Work Release (WR), which involve the daily release of inmates into the community.

Of the 1,192 inmates in continuous Temporary Release programs in 2017, 1,105 inmates participated in the Work Release program. The following facilities offered one or more continuous Temporary Release programs in 2017.

<u>Albion WR/CSL</u>	Female	Participants have proposed to return to community residences in either Western New York, Central New York, or the St. Lawrence Region. The current participation capacity is 54 beds.
<u>Edgecombe WR</u>	Female	Participants have proposed to return to community residences in either New York City, Long Island, Mid-Hudson region, Westchester and Rockland counties, the Catskill region, the Capital District, or the Adirondack region. The current participation capacity is 50 beds.
<u>Fishkill WR</u>	Male	Participants have proposed to return to community residences in either the Mid-Hudson region, Westchester county, or Rockland county. The current participation capacity is 59 beds.
<u>Fishkill ITL</u>	Male	Participants have proposed to return to community residences in any area of New York State. The current participation capacity is 8 beds.
<u>Hudson WR</u>	Male	Participants have proposed to return to community residences in either the Capital District area, the Adirondack region, or the Catskill region. The current participation capacity is 65 beds.
<u>Hudson ITL</u>	Male	Participants have proposed to return to community residences in any area of New York State. The current participation capacity is 55 beds.
<u>Lincoln WR</u>	Male	Participants have proposed to return to community residences in Queens, Nassau, Suffolk, Bronx, Kings, New York and Richmond counties. The current participation capacity is 261 beds.
<u>Rochester WR/CSL</u>	Male	Participants have proposed to return to community residences in the cities of Rochester, Buffalo, Watertown, Syracuse and surrounding counties. The current participation capacity is 82 beds.
<u>Rochester ITL</u>	Male	Participants have proposed to return to community residences in any area of New York State. The current participation capacity is 8 beds.

The above residence requirements are subject to change depending on population levels and the need to keep all facilities at capacity.

Industrial Training Leave is available at Hudson Correctional Facility. Inmates commute daily to the DOCCS warehouse in Menands where they work and learn about the distribution industry. Some participants in this program learn how to take inventory and complete bills of lading. Others learn how to operate forklifts and repair furniture, and some work with the civilian staff to learn business office procedures.

Fishkill Correctional Facility and Rochester Correctional Facility has an Industrial Training Leave program for asbestos training. Inmates are provided the opportunity to earn an Asbestos Supervisor Certification. They are assigned to work on abatement projects in the community under the auspices of DOCCS Division of Industries, Corcraft Abatement program staff. Upon release from DOCCS, inmates are able to seek employment in the community and earn viable living wages.

Inmates participating in the Community Services Leave program may work with civilians on municipal projects or for not-for-profit organizations. They may also assist in community beautification projects, arts festivals, or Special Olympics events.

Inmates who successfully complete the Presumptive Work Release Comprehensive Alcohol and Substance Abuse Treatment program and transfer to a Work Release facility are mandated to participate weekly in a substance abuse treatment program. Inmates who are incarcerated for a Driving While Intoxicated (DWI) conviction, or a related conviction, and inmates who complete the DWI Treatment program are approved on special transition conditions and are mandated to participate weekly in a substance abuse treatment program while participating in a continuous Temporary Release program. Therefore, inmates are provided ongoing services to continue to address their treatment needs.

Work Release participants may be considered for Day Reporting status when they are within six months to their earliest release date and meet other specific criteria. Lincoln Correctional Facility is a male Day Reporting site. Edgecombe Correctional Facility is a female Day Reporting site. Rochester Correctional Facility is a male and female Day Reporting site. Albion Correctional Facility is a female Day Reporting site. Male Day Reporting participants at Fishkill Correctional Facility and Hudson Correctional Facility report to Community Supervision area offices. Albion Correctional Facility and Rochester Correctional Facility Day Reporters may also be assigned to report to Community Supervision area offices. The merger of Department of Corrections and NYS Division of Parole resulted in DOCCS being able to increase the number of Day Reporting sites. Inmates are now able to report to area Community Supervision offices in the cities of Albany, Binghamton, Buffalo, Elmira, Poughkeepsie and Peekskill.

INMATE EARNINGS

In 1982, 2,080 Work Release inmates earned \$2,334,666.00. In 2017, 1,105 Work Release inmates earned a net income of \$3,462,792.02. They also paid \$912,591.77 in Federal, State, and local taxes. Also, they sent \$284,258.24 in support to their families, thereby reducing public support.

A total of 80 inmates were Day Reporters in 2017. The inmates' net earnings were \$358,781.67 and they paid \$91,867.24 in taxes.

In total, the 1,185 participants in Work Release/Day Reporting earned a total net earnings of \$3,821,573.69 and paid \$1,004,459.01 in Federal, State, and local taxes. Approved deductions from a Work Release inmate's net earnings are limited and directly related to employment, travel, food, shelter, clothing, and administrative expenses. Therefore, inmates saved a combined total of \$2,296,099.38. Inmates savings are returned to each inmate when they are released from custody.

In 2017, at any time, 474 inmates participated in Work Release. As wage earners and tax payers, Work Release inmates contributed to their community tax base, thereby alleviating some costs to tax payers.

Since 1995, Temporary Release inmates, specifically Work Release and Day Reporting inmates, earned \$166,258,005.22, paid \$45,981,329.37 in Federal, State, and local taxes and inmates saved \$58,321,071.26.

HISTORICAL DEVELOPMENT OF TEMPORARY RELEASE PROGRAMS

1970

- The Temporary Release program of DOCCS began as a pilot project to confirm if the concept had merit. Inmates were granted the privilege of Temporary Release programs in order to provide them with a gradual transition from incarceration to Parole.
- 55 males and 15 females were released to employment in the community from Attica, Auburn, and Bedford Hills Correctional Facilities.

1972

- The Legislature reviewed the results of the Temporary Release pilot program and decided to extend authorization for another two years. Educational Release and furloughs were authorized as well.

1973

- The first minimum security community based Temporary Release facilities offered Educational Release and Furlough programs, which represented a radical departure from the traditional Work Release facility. Located in urban areas, these facilities were geared to release, not confinement.

1974

- Temporary Release programs were again authorized by the Legislature. Community Services Leave, Educational Release and Leave of Absence programs were added to the list of Temporary Release programs.
- The “Special Review” procedure requiring approval of high risk Temporary Release program applicants was promulgated on August 27.
- The Work Release program was implemented, replacing Work Furloughs.
- Fishkill Correctional Facility was designated as a Work Release facility.
- By the end of 1974, there were seven Temporary Release facilities: Bushwick (Kings County), Fulton (Bronx County), Bayview, Lincoln, Parkside, and Edgecombe (Manhattan County) and Rochester (Monroe County).

1976

- A grant was obtained from the Vera Institute of Justice for a 16-week trial of a point score selection system for Temporary Release candidates. This system is still in place and is an effective way to objectively review applications in their initial stages.
- Work Release programs were established at Bushwick, Fulton, Tappan, and Queensboro Correctional Facilities.
- An Educational Release program was established at Lincoln Correctional Facility.

1977

- The New York State Legislature revised Article 26 of the Correction Law, which set strict eligibility criteria for Temporary Release selection and also mandated additional levels of application review. This resulted in a drastic reduction in the Work Release population, prompting the closure of two Work Release facilities which were subsequently converted to general confinement facilities.
- In response to a low number of applications received from inmates for Temporary Release, a grant from the National Institute of Corrections (NIC) was secured to develop strategies to identify suitable candidates for Temporary Release and encourage the submission of applications.

1979

- Albion Correctional Facility (at the time a co-ed facility) added a 10-bed female Work Release component to its existing 40-bed male Work Release program.
- The Work Release program at Fishkill Correctional Facility housed eight participants.
- All department facilities initiated the use of the point score selection system, developed by the Vera Institute of Justice.

1980

- Fulton Correctional Facility was reconverted to a Work Release facility.

1981

- A 30-bed Work Release program was established at Hudson Correctional Facility.

1982

- Fishkill Work Release inmate population increased to 35 beds.
- Hudson Work Release inmate population increased to 40 beds.
- Industrial Training Leave program was transferred from Mt. McGregor Correctional Facility to Hudson Correctional Facility. The inmates in this program travel to the DOCCS warehouse in Menands where they work under the supervision of civilian employees.

1983

- The Industrial Training Leave program at Hudson Correctional Facility was expanded from 20 beds to 30 beds.
- The Rochester Correctional Facility was expanded from 40 to 60 beds.

1986

- Albion Correctional Facility became an all-female institution, the available space for Work Release and Community Services Leave was expanded to 54 beds.

1987

- Queensboro Correctional Facility was converted to a Work Release facility.
- Eligibility for Temporary Release was changed from 12 months to a Parole Eligibility Date to 24 months. As a result of these changes, the Work Release population grew from 2,736 in 1972 to 5,067 in 1987.

1989

- Lincoln Correctional Facility was converted to a Work Release facility with a capacity of 408 beds. It was originally an Open Date-Own Program (ODOP) facility.

1990

- A Presumptive Work Release application and review was implemented for the Comprehensive Alcohol and Substance Abuse Treatment (CASAT) program. Only inmates identified with substance abuse treatment needs are reviewed for Presumptive Work Release. Upon successful completion of intensive substance abuse programming at a CASAT facility (Phase I), inmates may presumably transfer to a Work Release facility and must participate in ongoing substance abuse programming (Phase II).

1991

- A 148-bed female Work Release program was implemented at Bayview Correctional Facility.

1992

- The 70-bed Orleans Correctional Facility Work Release program was transferred to the newly opened 132-bed Buffalo Work Release Facility.

2000

- In September, the Industrial Training Leave program at Hudson Correctional Facility moved to a new building.

2011

- Fulton and Buffalo Correctional Facilities were closed. Fulton Work Release inmates transferred to Lincoln Correctional Facility and Buffalo Work Release inmates were transferred to Rochester Correctional Facility.

2013

- Bayview Correctional Facility was closed. The female Work Release program was transferred to Edgecombe Correctional Facility.

2014

- The first Temporary Release Industrial Training Leave Abatement program was implemented at Rochester Correctional Facility for inmates to work on abatement projects in the community.

2017

- The Industrial Training Leave program was expanded to include an Abatement program at Fishkill Correctional Facility.

During 2017, there were six facilities that offered Temporary Release programs: Albion, Edgecombe, Fishkill, Hudson, Lincoln and Rochester. These facilities continue to offer the opportunity for inmates to prepare for a successful transition from incarceration to their families and the communities they will reside in upon release.

TABLE I
YEARLY WORK RELEASE WAGES AND EXPENSES SUMMARY
2017

FACILITY	NET EARNINGS	SUPPORT/ MAINTENANCE PAYMENTS	SAVINGS	WEEKLY EXPENSES	TAXES
ALBION	78,617.08	535.99	63,369.22	14,711.87	22,300.53
EDGECOMBE	232,340.06	2,215.00	142,867.66	87,257.40	71,036.66
FISHKILL	212,734.25	10,480.24	137,416.76	64,837.25	60,359.96
HUDSON	796,138.07	236,440.57	395,958.01	163,739.49	226,053.79
LINCOLN	1,719,554.45	25,448.66	1,207,169.25	486,936.54	412,619.46
ROCHESTER	423,408.11	9,137.78	327,017.95	87,252.38	120,221.37
TOTAL	3,462,792.02	284,258.24	2,273,798.85	904,734.93	912,591.77

FIGURES FOR DAY REPORTING EARNINGS FOR 2017

GROSS	TAXES	NET
\$456,216.71	\$91,867.24	\$358,781.67

TABLE II
YEARLY STATISTICS ON ALL TEMPORARY RELEASE PROGRAMS

YEAR	*APPLICATIONS RECEIVED	PARTICIPANTS	ABSCONDERS	ARRESTED ABSCONDERS	TR ARR
2001	44,857	6,930	406	87	106
2002	42,249	5,797	343	78	93
2003	45,227	5,125	320	68	76
2004	41,707	4,028	249	28	93
2005	36,911	3,100	115	28	67
2006	35,175	2,677	91	30	47
2007	34,798	2,515	86	33	57
2008	31,598	2,296	70	26	40
2009	27,635	2,191	59	21	39
2010	24,944	1,910	50	19	62
2011	24,197	1,326	27	7	38
2012	23,641	948	8	4	23
2013	21,757	796	15	16	9
2014	23,338	778	13	5	8
2015	23,052	796	9	2	7
2016	22,396	1,244	7	0	13
2017	22,904	1,202	23	1	18

These figures include statistics for all short-term and continuous Temporary Release programs including: Work Release, Educational Release, Industrial Training Leave, Community Services Leave, Furlough and Leave of Absence. All of these programs involved the ongoing daily release of participants to the community. These statistics are a composite of the figures in Table V.

- The number of arrested absconders is included in the total absconders figure.

*Reflects all applications initiated at the facility level including: multiple applications per applicant; applications subsequently withdrawn by applicant; cancelled applications; applicants found statutorily ineligible to be considered.

TABLE III

YEARLY STATISTICS ON ALL CONTINUOUS TEMPORARY RELEASE PROGRAMS

YEAR	*APPLICATIONS RECEIVED	PARTICIPANTS	ABSCONDERS	ARRESTED ABSCONDERS	TR ARR
2001	43,817	5,895	396	82	103
2002	41,410	4,955	336	75	90
2003	44,947	4,833	319	68	76
2004	41,462	3,964	249	28	93
2005	36,720	3,071	115	28	67
2006	35,031	2,652	91	30	47
2007	34,661	2,498	86	33	57
2008	32,642	2,277	70	26	40
2009	27,538	2,175	59	21	39
2010	24,876	1,893	50	19	62
2011	24,142	1,316	27	7	38
2012	23,586	944	8	4	23
2013	21,757	796	15	16	9
2014	23,293	776	13	5	8
2015	23,005	791	9	2	7
2016	22,363	1,235	7	0	13
2017	22,832	1,192	23	1	18

These figures include statistics for all continuous Temporary Release programs, including Work Release, Educational Release, Industrial Training Leave, and continuous Community Services Leave. All of these programs involve the ongoing daily release of participants to the community. These statistics are a composite of the figures in Table V.

- The 23 absconders from continuous Temporary Release programs all absconded from Work Release.
- The number of arrested absconders is included in the total absconders figure.

*Reflects all applications initiated at the facility level including: multiple applications per applicant; applications subsequently withdrawn by applicant; cancelled applications; applicants found statutorily ineligible to be considered.

TABLE IV
YEARLY STATISTICS ON SHORT TERM TEMPORARY RELEASE PROGRAMS

YEAR	*APPLICATIONS RECEIVED	PARTICIPANTS	ABSCONDERS	ARRESTED ABSCONDERS	TR ARR
2001	1,040	1,035	10	5	3
2002	839	842	7	3	3
2003	280	382	1	0	0
2004	245	64	0	0	0
2005	191	29	0	0	0
2006	144	25	0	0	0
2007	137	17	0	0	0
2008	147	19	0	0	0
2009	97	16	0	0	0
2010	68	17	0	0	0
2011	55	10	0	0	0
2012	55	4	0	0	0
2013	46	4	0	0	0
2014	45	2	0	0	0
2015	47	5	0	0	0
2016	33	9	0	0	0
2017	72	10	0	0	0

These figures include statistics for all short-term Temporary Release programs, including Furloughs and Leave of Absence which allow inmates to leave a correctional facility for a specified period of time to accomplish a specific purpose. These statistics are a composite of the figures in Table V.

- The number of arrested absconders is included in the total absconders figure.

*Reflects all applications initiated at the facility level including: multiple applications per applicant; applications subsequently withdrawn by applicant; cancelled applications; applicants found statutorily ineligible to be considered.

TABLE V
COMBINED STATISTICS FOR ALL TEMPORARY RELEASE PROGRAMS
2017

TYPE OF PROGRAM	*APPLICATIONS RECEIVED	PARTICIPANTS	ABSCONDERS	ABSCONDER RATE	ARRESTED ABSCONDERS	TR ARRESTS	ARREST RATE
WORK RELEASE	22,060	1,105	23	2.08%	1	18	1.63%
EDUCATIONAL RELEASE	6	0	0	0.00%	0	0	0.00%
INDUSTRIAL TRAINING LEAVE	690	80	0	0.00%	0	0	0.00%
COMMUNITY SERVICES LEAVE -LT **	76	7	0	0.00%	0	0	0.00%
COMMUNITY SERVICES LEAVE -ST***	0	0	0	0.00%	0	0	0.00%
FURLOUGH GENERAL CONFINEMENT	57	1	0	0.00%	0	0	0.00%
LEAVE OF ABSENCE	15	9	0	0.00%	0	0	0.00%
TOTAL	22,904	1,202	23	1.91%	1	18	1.50%

* Reflects all applications initiated at the facility level including: multiple applications per applicant; applications subsequently withdrawn by applicant; cancelled applications; applicants found statutorily ineligible to be considered.

** Long-term (continuous) Community Services Leave

*** Short-term Community Services Leave

TABLE VI
TOTAL PARTICIPANTS IN DAY REPORTING
2017

FACILITY	MALE	FEMALE	TOTAL
ALBION	-	8	8
EDGECOMBE	-	7	7
FISHKILL	2	-	2
HUDSON	24	-	24
LINCOLN	29	-	29
ROCHESTER	10	-	10
TOTAL	65	15	80

TABLE VII
ARRESTS BY CRIME
2017

CRIME	ABSCONDERS	TR ARRESTS
DRUGS/ALCOHOL/INTOXICANTS	1	4
PROPERTY OFFENSE	0	0
ROBBERY	0	2
BURGLARY	0	1
ASSAULTS	0	3
THEFT OF SERVICE	0	0
WEAPONS	0	0
MURDER	0	0
SEX OFFENSE	0	1
DISMISSALS	0	3
OTHERS	0	4
TOTAL	1	18

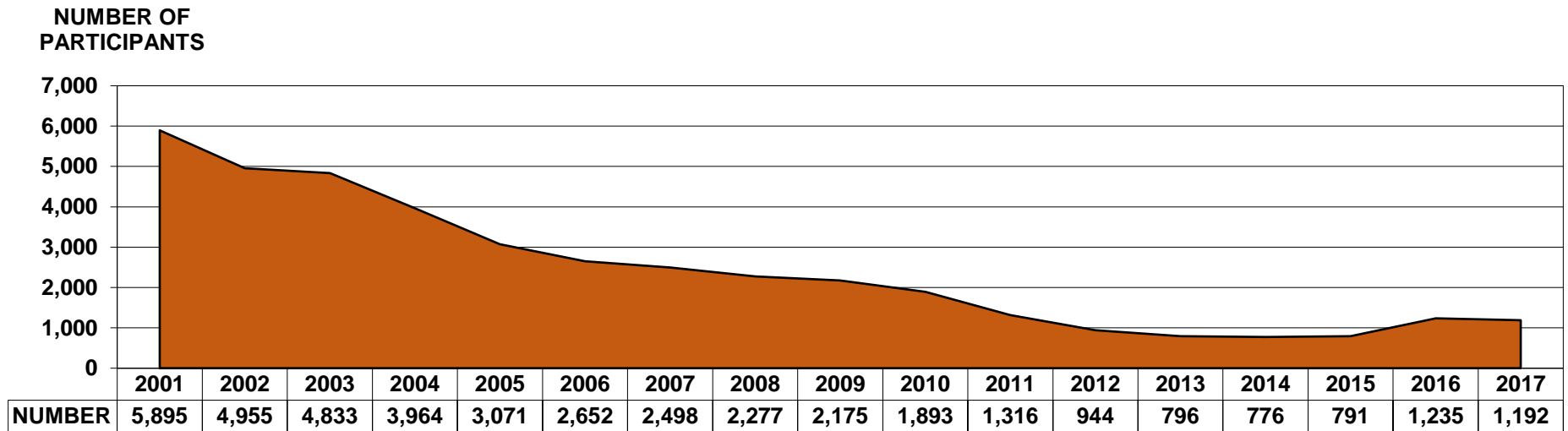
Others include: Arrests for Domestic Issues, Motor Vehicle Violations, Criminal Trespass, Disorderly Conduct, Harassment, Criminal Mischief, Resisting Arrest, Fraud, Loitering, Prostitution, Forgery, Menacing, Shoplifting and Reckless Endangerment.

TABLE VIII
TEMPORARY RELEASE REMOVALS
2017

REASON FOR REMOVAL	NUMBER OF REMOVALS
ABSCONDERS	4
DRUGS/ALCOHOL/INTOXICANTS	47
TR ARREST	1
UNEMPLOYMENT	5
PROGRAM	22
DISCIPLINARY	25
EXCEED BOUNDS	5
WARRANT	3
LATE RETURN	3
CASH CHECKS	3
MEDICAL/MENTAL HEALTH	3
CONTRABAND	11
BECAME TIME INELIGIBLE	1
TOTAL	133

GRAPH I

TOTAL PARTICIPANTS IN CONTINUOUS TEMPORARY RELEASE 2017



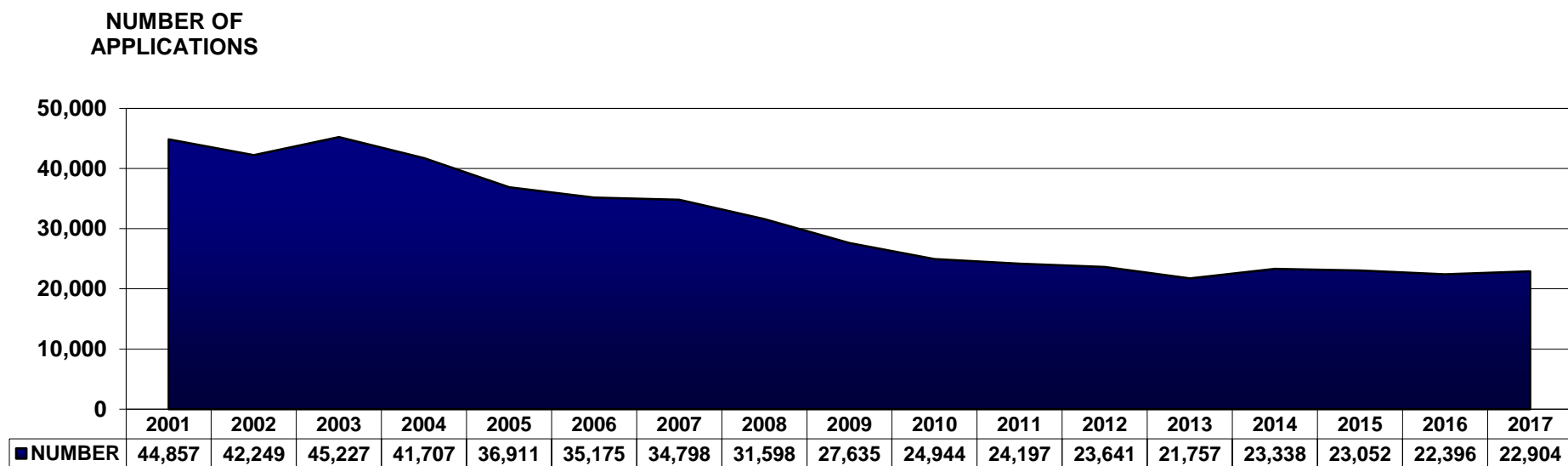
This chart shows the number of inmates entering the program each year, including the base population in the program at the start of the year.

In 2017, of the 1,192 participants, 1,105 participated in Work Release.

GRAPH II

TOTAL APPLICATIONS RECEIVED BY FACILITIES

2017

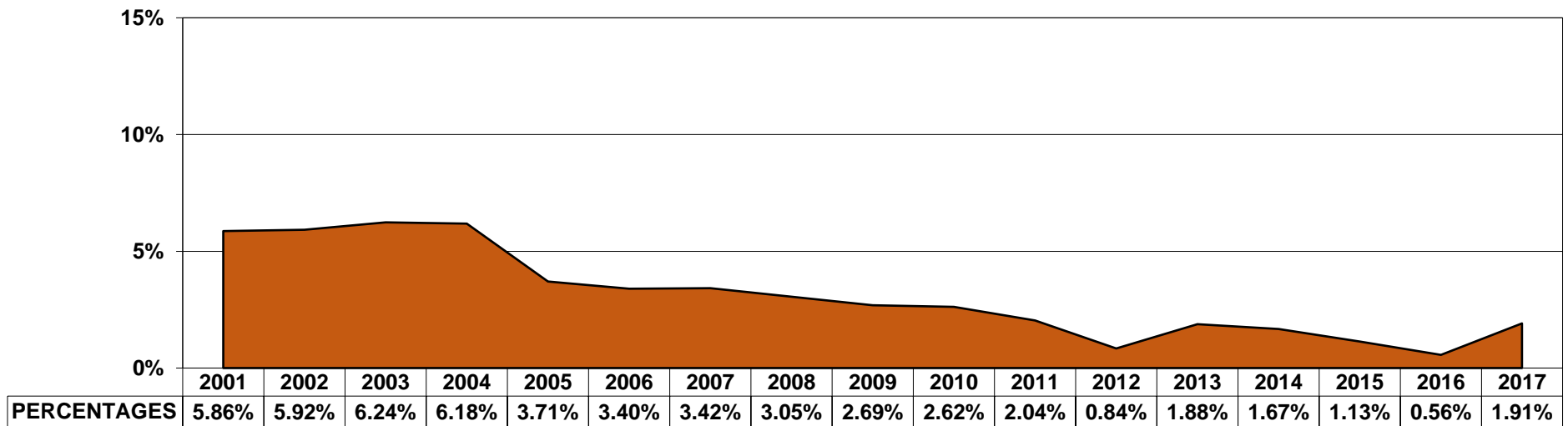


Total applications received by facilities include Temporary Release programs, only.

Total reflects all applications initiated at the facility level including: multiple applications for same applicant; applications subsequently withdrawn by applicant; cancelled applications; applicants found statutorily ineligible for consideration.

GRAPH III ABSCONDER PERCENTAGES 2017

PERCENTAGE RATE

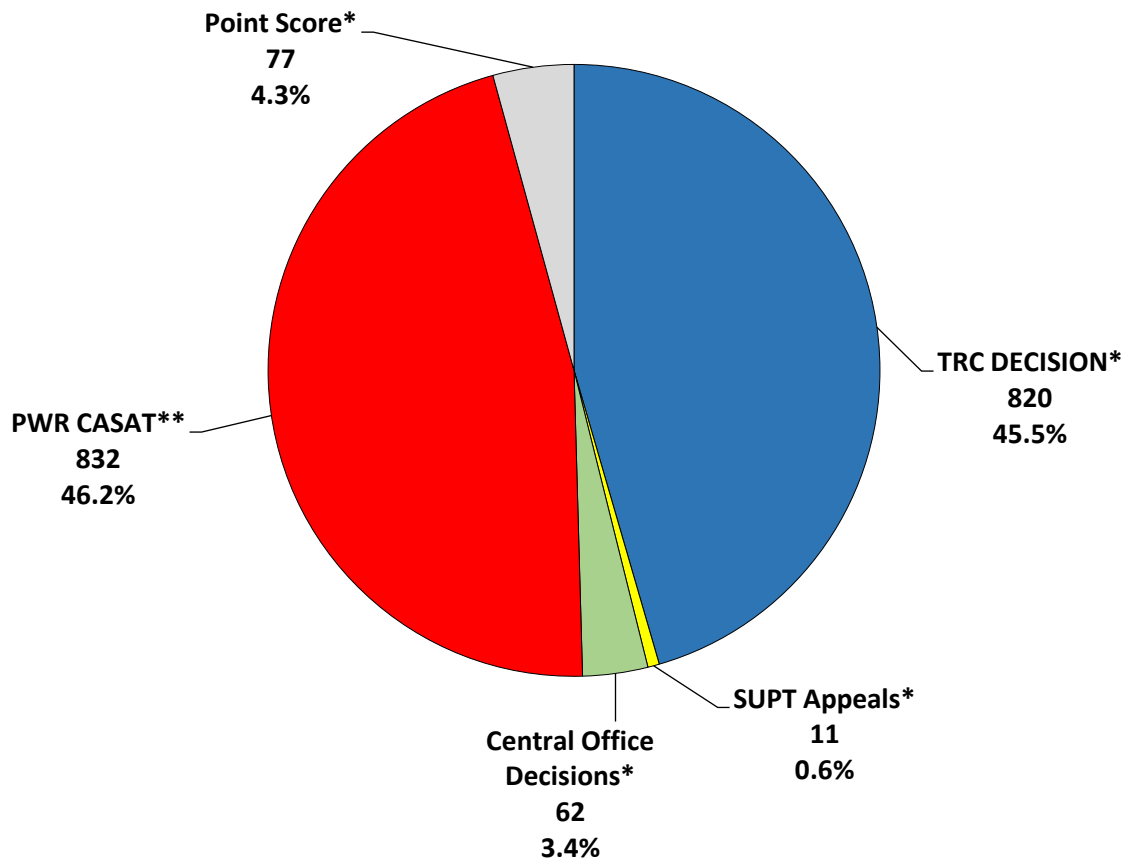


Absconder percentages are based on total participants in short term and continuous Temporary Release programs

Short-term: GC Furlough, LOA, CSL

Continuous: WR, ITL, CSL, ED. Rel. Leave

GRAPH IV APPEALS RECEIVED BY CENTRAL OFFICE 2017



2017 total appeals received by Central Office was 1,802.

*Includes appeals for Work Release, Furlough, Leave of Absence, Industrial Training Leave, Education Leave, and Community Services Leave

** Includes appeals of TRC denials, Supt denials and C.O. denials