



# Corrections and Community Supervision

## Releases and Discharges from Incarceration Calendar Year 2019

## TABLE OF CONTENTS

Report Overview .....	i
Glossary of Terms.....	ii
Introduction .....	1
Section 1: Type of Release .....	3
Section 2: Commitment Offense by Gender .....	6
Section 3: Time Served by Commitment Offense .....	8
Time Served by Felony Offender Status.....	9
Trends in Time Served 2015-2019 .....	10
Section 4: Time Served by Felony Class .....	11
Felony Class by Felony Offender Status .....	11
Felony Class by Time Served.....	13
Trends in Time Served by Violent Felony Offenders .....	15
Section 5: Time Served by Minimum Sentence Length .....	17
Section 6: Time Served by Drug Offenders .....	18
Section 7: Demographic Characteristics .....	20
Gender and Race/Ethnic Status .....	20
Age at Release .....	21
Region and County of Commitment.....	23
Appendix A: Range of Minimum and Maximum Sentence By Felony Class Category .....	25
Appendix B: New York State Department of Corrections and Community Supervision Crime Codes.....	32

## REPORT OVERVIEW

### *2019 RELEASES AND DISCHARGES FROM INCARCERATION*

This document describes the characteristics of individuals released or discharged from incarceration under the custody of the New York State Department of Corrections and Community Supervision (DOCCS) during calendar year 2019 (N=24,719). The majority of this report will focus on individuals released from prison into the community for the first time on their current sentence (N=12,535); however, this is only one of the two most common ways an individual can be released from a DOCCS facility (the other is a release after a return to prison for violating conditions of parole or post-release supervision). In addition, individuals can be released or discharged from DOCCS custody for reasons that include transfer to another agency, death, and court ordered discharge.

This report presents information on these first releases and the length of time served in custody according to various legal history criteria such as commitment offense, felony class, category of commitment offense and minimum sentence length. For comparative purposes, there are also two tables and one figure that show trends in time served in custody across the years 2015 through 2019 (see Table 8, Table 13, and Figure 5).

## GLOSSARY OF TERMS

*This glossary of terms is a reference tool for readers and includes terms used in this report. In 2011, when the former NYS Division of Parole merged with the former Department of Correctional Services to form the NYS Department of Corrections and Community Supervision (DOCCS), efforts were made to define our joint populations and agency functions as clearly and comprehensively as possible.*

### Types of DOCCS Facilities

Correctional Facility – a traditional “prison” in which incarcerated individuals are housed.

Parole Program Facility – a facility that houses a specialized treatment program (for example, Willard Drug Treatment Campus, Edgecombe Residential Treatment Program, Parole Diversion Programs) for individuals under Community Supervision or returned to prison for violating conditions of release.

### Types of DOCCS Incarcerated Individuals

Incarcerated Individual – a convicted felon under custody in a DOCCS facility. This includes parolees incarcerated in DOCCS facilities to participate in programs.

Parolee – an individual who is under Community Supervision, including those who are incarcerated or supervised out of state.

### Types of DOCCS Program Participants

Alt 90 Participants – technical parole violators who had their parole supervision revoked and are participating in the 90-day alternative drug treatment program at the Willard Drug Treatment Campus or an alternate facility.

Alt 45 Participants – technical parole violators who had their parole supervision revoked and are participating in the 45-day alternative drug treatment program at Edgecombe.

Willard Judicially Sanctioned Offender (JS) – individuals who were sentenced by the court to the Willard Drug Treatment Campus as an alternative to incarceration in a DOCCS general confinement facility and are participating in the program as incarcerated parolees.

Willard Parole Violator (PV) – parole violators who were revoked and restored to participate in the Willard Drug Treatment program. These individuals are under Community Supervision and are participating in the program as incarcerated parolees.

Parole Diversion Program (PDP) Participants – parolees who have been removed from the community to participate in a 45-day treatment program at a parole program facility (e.g., Edgecombe Residential Treatment Facility (RTF), Orleans PDP, Taconic PDP,

and Hale Creek PDP). These individuals are under Community Supervision and are participating in the program as incarcerated parolees.

### **Types of DOCCS Incarcerated Individual Movement**

Release from Prison – the exit of an incarcerated individual from a correctional facility to the community to complete a term of Community Supervision (e.g., parole release, conditional release).

Discharge from Prison – the exit from a correctional facility of an individual who will not be completing a period of time under Community Supervision (e.g., death, maximum expiration of sentence).

Release to Supervision – the entrance of an individual to Community Supervision's jurisdiction (e.g., release from prison, Willard Judicially Sanctioned case, a Juvenile Offender released from an Office of Children and Family Services secure facility).

## INTRODUCTION

In April 2011, the former New York State Department of Correctional Services merged with the former New York State Division of Parole to form the New York State Department of Corrections and Community Supervision (DOCCS). As a result of this merger, this report includes information on all individuals under the jurisdiction of DOCCS who were incarcerated in a correctional facility or a parole program facility and were released or discharged from a facility during 2019.

**Releases During Calendar Year 2019:** Although the majority of this report focuses on individuals first released from custody to the community during 2019, this introductory section provides some background regarding all incarcerated individuals released or discharged from DOCCS facilities during 2019. There were 24,719 releases during calendar year 2019 (see Table 1). Total releases during 2019 include 898 individuals who were participants in either the Alt 90 or Alt 45 program.

During 2019, 85% (20,938) of releases from DOCCS facilities were from correctional facilities and 15% (3,781) were from parole program facilities.

**TABLE 1**  
**FACILITY TYPE<sup>1</sup>**  
**2019 RELEASES**

RELEASE FACILITY TYPE	TOTAL	
	#	%
CORRECTIONAL FACILITIES	20,938	84.7%
PAROLE PROGRAM FACILITIES	3,781	15.3%
<b>TOTAL</b>	<b>24,719</b>	<b>100.0%</b>

Most (75%) of the releases during 2019 were to the community to complete a term of Community Supervision. Among these releases, there were 1,877 (10%) Alternate program participants (see Table 2).

There were 2,486 (10%) individuals that were released in 2019 and were not required to complete a term of Community Supervision. Of these 2,486 “other” releases, 1,936 (78%) were released after serving the maximum time on their sentence.

---

<sup>1</sup> Included in these figures are 3,608 parolees who were released from custody following participation in a program at a DOCCS facility.

Incarcerated parolee releases made up the remaining 15% (3,608) of the total releases from DOCCS facilities in 2019. Of the incarcerated parolee releases, one-fourth (25%) were Willard Parole Violators.

**TABLE 2**  
**RELEASE/DISCHARGE TYPE AND INCARCERATED INDIVIDUAL STATUS**  
**2019 RELEASES**

<b>RELEASE TYPE</b>	<b>#</b>	<b>%</b>
<i>RELEASES TO COMMUNITY SUPERVISION</i>		
PAROLE, CR, ME-PRS	16,748	89.9%
ALT PROGRAM CASES	1,877	10.1%
<b>Subtotal</b>	<b>18,625</b>	<b>75.3%</b>
<i>OTHER RELEASES</i>		
MAXIMUM EXPIRATION	1,936	77.9%
OTHER RELEASE OR DISCHARGE	550	22.1%
<b>Subtotal</b>	<b>2,486</b>	<b>10.1%</b>
<b>TOTAL PRISON RELEASES</b>	<b>21,111</b>	<b>85.4%</b>
<b>INCARCERATED PAROLEE RELEASES</b>		
WILLARD JUDICIALLY SANCTIONED	758	21.0%
WILLARD PAROLE VIOLATORS	884	24.5%
EDGEcombe RTF & PAROLE DIVERSION PROGRAM	1,590	44.1%
OTHER PAROLE PROGRAMS*	376	10.4%
<b>TOTAL INCARCERATED PAROLEES</b>	<b>3,608</b>	<b>14.6%</b>
<b>GRAND TOTAL</b>	<b>24,719</b>	<b>100.0%</b>

\*Other Parole Program releases represent releases from RESET change of address sanctions and RTF discharges.

The remainder of the report excludes incarcerated parolee releases.

## SECTION 1: TYPE OF RELEASE

Of the 21,111 releases in 2019, 8,527 (40%) were released to Community Supervision as a result of Parole Board decisions<sup>2</sup>, another 7,033 (33%) were released to Community Supervision after reaching an approved conditional release date, 1,877 (9%) were released after participation in the Alt 90 or Alt 45 program, and 1,936 (9%) were released with no further supervision as a result of serving time until the maximum expiration of their sentence (see Table 3 and Figure 1). There were also 1,188 (6%) individuals released who reached the maximum expiration of their sentence but were required to serve Post-Release Supervision in the community. The sum of these five release types, 20,561, is considered to be the number of releases to the community. Most of these cases (91%) were released to complete a term of Community Supervision. In addition, 550 individuals were released or discharged from the custody of DOCCS in 2019 by transfer to other agency, court ordered discharge, escape, absconding, temporary release arrest, death, or other release types.

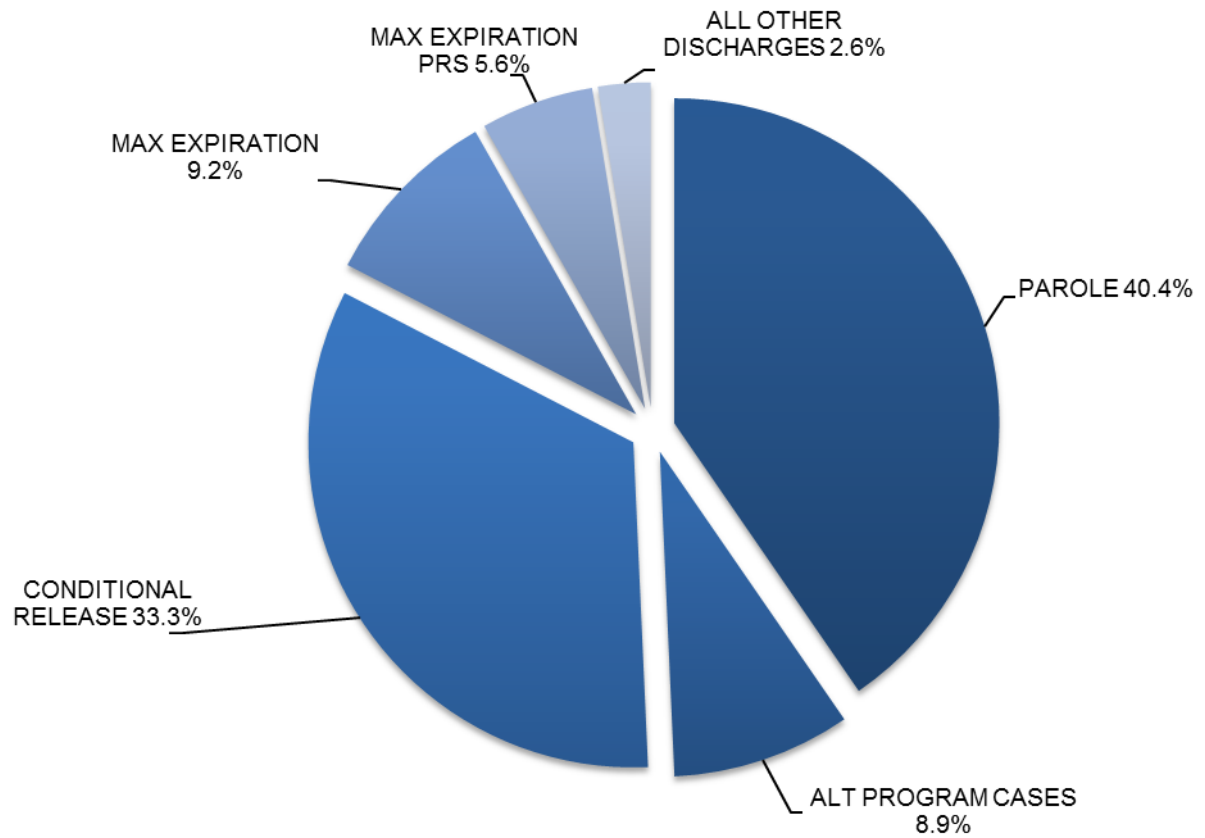
**TABLE 3**  
**RELEASE TYPE BY GENDER**  
**2019 RELEASES FROM PRISON**

RELEASE TYPE	MALE		FEMALE		TOTAL	
	#	%	#	%	#	%
<b>RELEASES TO THE COMMUNITY</b>						
PAROLE	7,787	39.6%	740	51.3%	8,527	40.4%
ALT PROGRAM CASES	1,793	9.1%	84	5.8%	1,877	8.9%
CONDITIONAL RELEASE	6,633	33.7%	400	27.7%	7,033	33.3%
MAXIMUM EXPIRATION	1,803	9.2%	133	9.2%	1,936	9.2%
MAX EXPIRATION PRS	1,147	5.8%	41	2.8%	1,188	5.6%
<b>Subtotal</b>	<b>19,163</b>	<b>97.4%</b>	<b>1,398</b>	<b>96.9%</b>	<b>20,561</b>	<b>97.4%</b>
<b>OTHER RELEASES/ DISCHARGES</b>						
TRANSFER OTHER AGENCY	222	1.1%	23	1.6%	245	1.2%
COURT ORDER DISCHARGE	124	0.6%	6	0.4%	130	0.6%
ESCAPE	0	0.0%	0	0.0%	0	0.0%
ABSCONDENCE	9	0.0%	1	0.1%	10	0.0%
TEMP REL ARREST	6	0.0%	0	0.0%	6	0.0%
DEATH	105	0.5%	6	0.4%	111	0.5%
OTHER RELEASE	39	0.2%	9	0.6%	48	0.2%
<b>Subtotal</b>	<b>505</b>	<b>2.6%</b>	<b>45</b>	<b>3.1%</b>	<b>550</b>	<b>2.6%</b>
<b>GRAND TOTAL</b>	<b>19,668</b>	<b>100.0%</b>	<b>1,443</b>	<b>100.0%</b>	<b>21,111</b>	<b>100.0%</b>

<sup>2</sup> Parole releases represent individuals released after being approved for release at a Parole Board interview and individuals re-released to Community Supervision after having been returned to prison as the result of violation.



**Figure 1**  
**Type of Release**  
**(2019 Total Releases, N=21,111)**



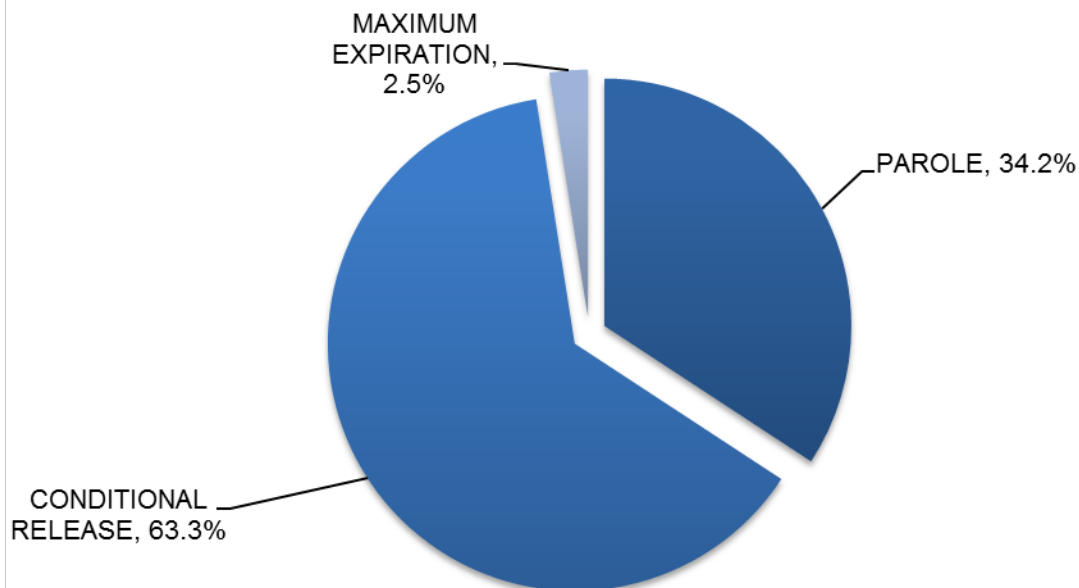
**2019 First Release Demographics:** A significant portion (59%) of the 21,111 individuals released or discharged (12,535) from DOCCS custody in 2019 were identified as first releases. These were individuals who were released to the community for the **first time** on their current sentence due to release by the Board of Parole (4,290), release due to reaching their approved conditional release date (including maximum expiration with post-release supervision) (7,932), or release based on reaching maximum expiration of sentence (313) (see Table 4 and Figure 2).

The tables in subsequent sections of this report are based solely on the 12,535 individuals identified as first releases.

**TABLE 4  
FIRST RELEASE TYPE  
2019 FIRST RELEASES FROM PRISON**

RELEASE YEAR	RELEASE TYPE							
	PAROLE		CONDITIONAL RELEASE *		MAXIMUM EXPIRATION			
	#	%	#	%	#	%	#	%
2019	4,290	34.2%	7,932	63.3%	313	2.5%	12,535	100.0%

**Figure 2  
Release Type  
2019 First Releases from Prison (N=12,535)**

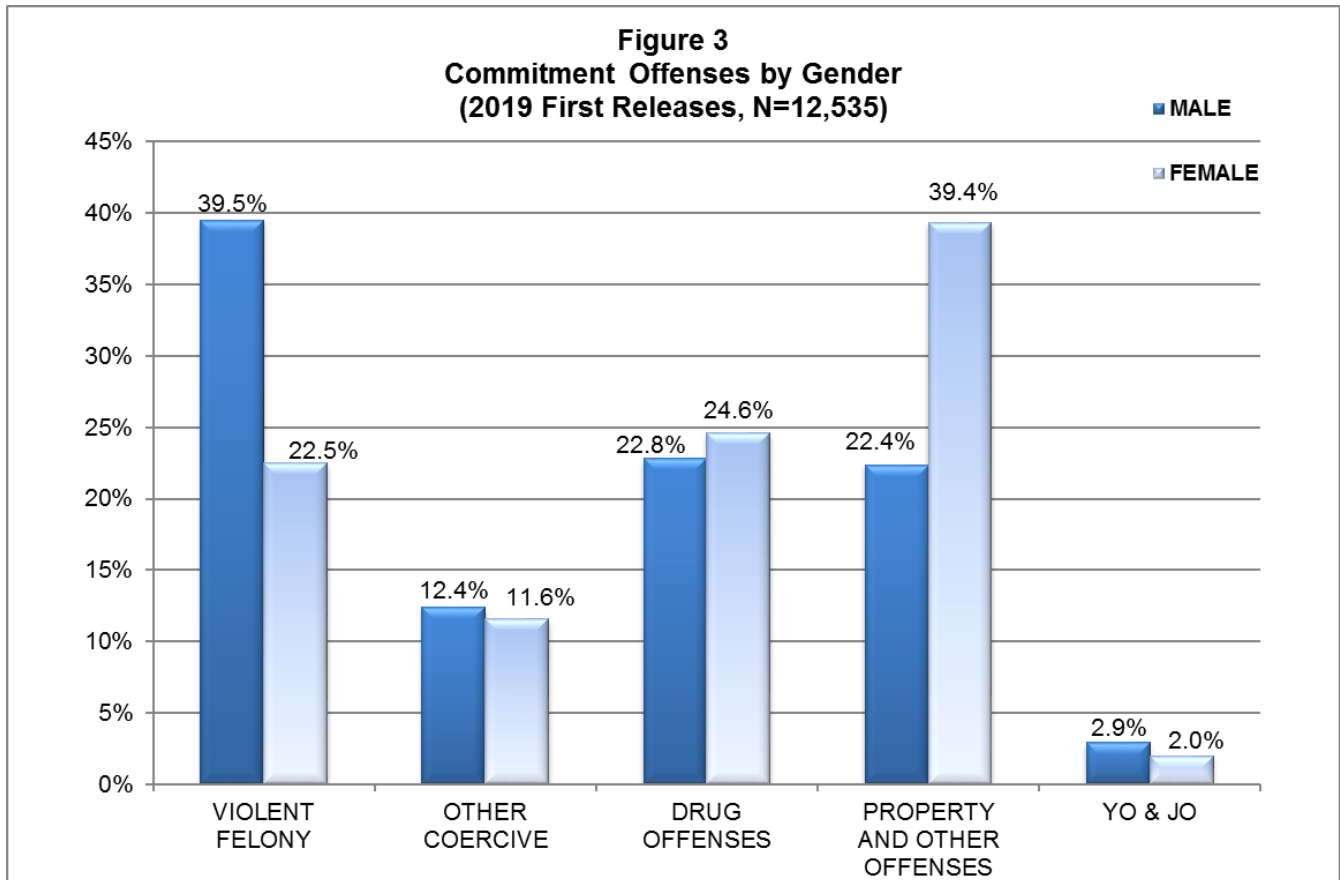


\* Maximum Expiration cases with Post-Release Supervision (ME-PRS) requirements are included as Conditional Releases.

## SECTION 2: COMMITMENT OFFENSE BY GENDER

Seven percent (907) of first releases were women and 93% (11,628) were men.<sup>3</sup>

A larger proportion of men released in 2019 (40%) were committed for violent felonies than women (23%). Conversely, a larger proportion of women released were committed for either drug offenses or property and other offenses (25% and 39%, respectively) than were men (23% and 22%, respectively) (see Figure 3).



<sup>3</sup> As of December 31, 2019, 4% of the under custody prison population, which totaled 43,515, were female (N=1,929).

Of the 12,535 first releases in 2019, 38% were committed for violent felony offenses, 12% for other coercive offenses, 23% for drug offenses, 24% for property and other types of offenses, and 3% as Youthful or Juvenile Offenders (see Table 5).

**TABLE 5**  
**COMMITMENT OFFENSE BY GENDER**  
**2019 FIRST RELEASES**

COMMITMENT OFFENSE	MALE		FEMALE		TOTAL	
	#	%	#	%	#	%
<b>VIOLENT FELONY</b>						
MURDER	361	3.1%	17	1.9%	378	3.0%
ATTEMPTED MURDER	121	1.0%	3	0.3%	124	1.0%
MANSLT 1ST,AG 2ND	138	1.2%	18	2.0%	156	1.2%
RAPE 1ST	135	1.2%	1	0.1%	136	1.1%
ROBBERY 1ST	465	4.0%	17	1.9%	482	3.8%
ROBBERY 2ND	514	4.4%	23	2.5%	537	4.3%
ASSAULT 1ST	265	2.3%	18	2.0%	283	2.3%
ASSAULT 2ND	409	3.5%	35	3.9%	444	3.5%
BURGLARY 1ST	120	1.0%	4	0.4%	124	1.0%
BURGLARY 2ND	672	5.8%	31	3.4%	703	5.6%
ARSON 1ST,2ND	28	0.2%	7	0.8%	35	0.3%
SODOMY 1ST	82	0.7%	1	0.1%	83	0.7%
SEX.AB-1ST,AG.2	171	1.5%	1	0.1%	172	1.4%
WEAPONS OFFENSES	974	8.4%	23	2.5%	997	8.0%
KIDNAPPING 1ST,2ND	25	0.2%	2	0.2%	27	0.2%
OTHER VFO SEX OFF	74	0.6%	3	0.3%	77	0.6%
OTHER VIOLENT FELONIES	41	0.4%	0	0.0%	41	0.3%
<b>SUBTOTAL</b>	<b>4,595</b>	<b>39.5%</b>	<b>204</b>	<b>22.5%</b>	<b>4,799</b>	<b>38.3%</b>
<b>OTHER COERCIVE</b>						
MANSLAUGHTER 2ND	34	0.3%	7	0.8%	41	0.3%
OTHER HOMICIDE	39	0.3%	11	1.2%	50	0.4%
ROBBERY 3RD	325	2.8%	22	2.4%	347	2.8%
ATT ASSAULT 2ND	184	1.6%	18	2.0%	202	1.6%
CONSPIRACY 2,3,4	130	1.1%	9	1.0%	139	1.1%
OTHER WEAPONS	360	3.1%	6	0.7%	366	2.9%
OTHER SEX OFFENSES	236	2.0%	8	0.9%	244	1.9%
OTHER COERCIVE	135	1.2%	24	2.6%	159	1.3%
<b>SUBTOTAL</b>	<b>1,443</b>	<b>12.4%</b>	<b>105</b>	<b>11.6%</b>	<b>1,548</b>	<b>12.3%</b>
<b>DRUG OFFENSES</b>						
DRUG SALE	1,195	10.3%	97	10.7%	1,292	10.3%
DRUG POSSESSION	1,457	12.5%	126	13.9%	1,583	12.6%
<b>SUBTOTAL</b>	<b>2,652</b>	<b>22.8%</b>	<b>223</b>	<b>24.6%</b>	<b>2,875</b>	<b>22.9%</b>
<b>PROPERTY AND OTHER OFFENSES</b>						
BURGLARY 3RD	704	6.1%	44	4.9%	748	6.0%
GRAND LARCENY	471	4.1%	116	12.8%	587	4.7%
FORGERY	193	1.7%	37	4.1%	230	1.8%
STOLEN PROPERTY	142	1.2%	15	1.7%	157	1.3%
DRIVE INTOXICATED	352	3.0%	62	6.8%	414	3.3%
CONTEMPT 1ST	211	1.8%	9	1.0%	220	1.8%
ALL OTHER FELONIES	528	4.5%	74	8.2%	602	4.8%
<b>SUBTOTAL</b>	<b>2,601</b>	<b>22.4%</b>	<b>357</b>	<b>39.4%</b>	<b>2,958</b>	<b>23.6%</b>
<b>YO &amp; JO</b>						
YOUTHFUL OFFENDER	322	2.8%	17	1.9%	339	2.7%
JUVENILE OFFENDER	15	0.1%	1	0.1%	16	0.1%
<b>SUBTOTAL</b>	<b>337</b>	<b>2.9%</b>	<b>18</b>	<b>2.0%</b>	<b>355</b>	<b>2.8%</b>
<b>GRAND TOTAL</b>	<b>11,628</b>	<b>100.0%</b>	<b>907</b>	<b>100.0%</b>	<b>12,535</b>	<b>100.0%</b>

## SECTION 3: TIME SERVED BY COMMITMENT OFFENSE

The average “total time served” (i.e., state time plus jail time) for first releases in 2019 was 55 months and the median was 32 months. The average “state time only” for these releases was 47 months and the median was 25 months (see Table 6). Individuals convicted for VFO crimes served the longest sentences prior to release (average of 95 months of prison and jail time) while Property and Other Offenders served the least amount of time prior to release (average of 27 months of prison and jail time).

**TABLE 6  
COMMITMENT OFFENSE BY TIME SERVED  
2019 FIRST RELEASES**

COMMITMENT OFFENSE	NUMBER	STATE TIME SERVED IN MONTHS		TOTAL (STATE + JAIL) TIME SERVED IN MONTHS	
		AVERAGE	MEDIAN	AVERAGE	MEDIAN
<b>VIOLENT FELONY</b>					
MURDER	378	303.6	291.9	319.1	309.0
ATTEMPTED MURDER	124	121.9	90.8	137.1	105.2
MANSLT 1ST,AG 2ND	156	145.0	139.3	167.3	154.3
RAPE 1ST	136	138.1	110.8	147.7	119.9
ROBBERY 1ST	482	96.4	70.4	109.0	82.4
ROBBERY 2ND	537	50.3	35.2	59.1	41.9
ASSAULT 1ST	283	78.4	61.4	91.5	75.4
ASSAULT 2ND	444	33.8	24.9	44.5	35.3
BURGLARY 1ST	124	99.0	86.8	111.4	102.7
BURGLARY 2ND	703	55.8	45.8	64.8	51.3
ARSON 1ST,2ND	35	69.1	45.2	80.0	59.9
SODOMY 1ST	83	131.4	109.3	140.1	119.8
SEX.AB-1ST,AG.2	172	59.0	39.9	67.4	50.3
WEAPONS OFFENSES	997	39.3	30.8	47.4	35.9
KIDNAPPING 1ST,2ND	27	115.1	75.5	127.2	95.9
OTHER VFO SEX OFF	77	38.5	29.6	46.5	36.7
OTHER VIOLENT FELONIES	41	36.7	26.1	47.0	32.9
<b>SUBTOTAL</b>	<b>4,799</b>	<b>84.1</b>	<b>47.8</b>	<b>94.9</b>	<b>58.9</b>
<b>OTHER COERCIVE</b>					
MANSLAUGHTER 2ND	41	61.1	41.4	73.2	56.9
OTHER HOMICIDE	50	52.6	43.8	58.8	47.9
ROBBERY 3RD	347	30.7	22.5	38.7	31.0
ATT ASSAULT 2ND	202	17.4	16.1	25.2	23.9
CONSPIRACY 2,3,4	139	36.7	22.2	46.8	31.8
OTHER WEAPONS	366	20.4	17.5	26.8	23.9
OTHER SEX OFFENSES	244	29.0	21.5	35.6	28.7
OTHER COERCIVE	159	26.0	21.2	32.9	27.8
<b>SUBTOTAL</b>	<b>1,548</b>	<b>27.8</b>	<b>20.5</b>	<b>35.3</b>	<b>26.7</b>
<b>DRUG OFFENSES</b>					
DRUG SALE	1,292	26.7	19.8	33.4	25.5
DRUG POSSESSION	1,583	22.6	16.6	29.2	23.7
<b>SUBTOTAL</b>	<b>2,875</b>	<b>24.5</b>	<b>17.9</b>	<b>31.1</b>	<b>25.4</b>
<b>PROPERTY AND OTHER OFFENSES</b>					
BURGLARY 3RD	748	24.5	17.9	31.7	24.0
GRAND LARCENY	587	19.1	14.1	25.7	20.0
FORGERY	230	21.1	16.9	27.4	23.9
STOLEN PROPERTY	157	19.6	15.4	26.4	23.8
DRIVE INTOXICATED	414	14.4	11.1	18.7	15.9
CONTEMPT 1ST	220	17.0	14.1	23.6	23.0
ALL OTHER FELONIES	602	21.4	15.6	27.3	22.9
<b>SUBTOTAL</b>	<b>2,958</b>	<b>20.3</b>	<b>14.9</b>	<b>26.6</b>	<b>22.1</b>
<b>YO &amp; JO</b>					
YOUTHFUL OFFENDER	339	18.5	14.5	25.2	21.4
JUVENILE OFFENDER	16	72.4	58.0	86.7	76.2
<b>SUBTOTAL</b>	<b>355</b>	<b>21.0</b>	<b>14.7</b>	<b>28.0</b>	<b>22.5</b>
<b>GRAND TOTAL</b>	<b>12,535</b>	<b>46.6</b>	<b>24.6</b>	<b>54.9</b>	<b>31.9</b>

## TIME SERVED BY FELONY OFFENDER STATUS

Individuals sentenced as repeat violent felony offenders generally serve longer prison sentences than those sentenced as violent first felony offenders. On average, second and persistent<sup>4</sup> violent felony offenders were incarcerated seven months longer (99 months) than first violent felony offenders (92 months) (see Table 7).

**TABLE 7**  
**COMMITMENT OFFENSE BY TOTAL (STATE + JAIL) TIME SERVED & FELONY OFFENDER STATUS**  
**2019 FIRST RELEASES**

COMMITMENT OFFENSE	TOTAL (STATE + JAIL) TIME SERVED IN MONTHS								
	FIRST FELONY OFFENDER			SECOND & PERSIST FELONY			TOTAL		
	NUMBER	AVERAGE	MEDIAN	NUMBER	AVERAGE	MEDIAN	NUMBER	AVERAGE	MEDIAN
<b>VIOLENT FELONY</b>									
MURDER	378	319.1	309.0	0	-	-	378	319.1	309.0
ATTEMPTED MURDER	97	125.4	95.9	27	179.0	152.9	124	137.1	105.2
MANSLT 1ST,AG 2ND	119	160.9	154.2	37	188.0	178.9	156	167.3	154.3
RAPE 1ST	95	118.0	102.8	41	216.4	203.9	136	147.7	119.9
ROBBERY 1ST	281	75.2	61.4	201	156.3	123.7	482	109.0	82.4
ROBBERY 2ND	309	38.7	34.4	228	86.7	64.7	537	59.1	41.9
ASSAULT 1ST	186	75.6	61.5	97	122.1	101.5	283	91.5	75.4
ASSAULT 2ND	289	31.5	29.2	155	68.7	51.3	444	44.5	35.3
BURGLARY 1ST	75	93.6	72.0	49	138.8	120.6	124	111.4	102.7
BURGLARY 2ND	318	44.9	36.1	385	81.2	66.0	703	64.8	51.3
ARSON 1ST,2ND	25	74.9	51.1	10	92.7	88.6	35	80.0	59.9
SODOMY 1ST	63	132.4	102.9	20	164.5	154.8	83	140.1	119.8
SEX.AB-1ST,AG.2	138	61.3	41.0	34	91.9	71.9	172	67.4	50.3
WEAPONS OFFENSES	674	38.5	34.8	323	66.1	54.1	997	47.4	35.9
KIDNAPPING 1ST,2ND	21	102.5	66.0	6	213.7	185.5	27	127.2	95.9
OTHER VFO SEX OFF	56	42.1	33.8	21	58.2	59.8	77	46.5	36.7
OTHER VIOLENT FELONIES	22	47.6	30.6	19	46.2	51.1	41	47.0	32.9
<b>SUBTOTAL</b>	<b>3,146</b>	<b>92.5</b>	<b>48.0</b>	<b>1,653</b>	<b>99.5</b>	<b>71.9</b>	<b>4,799</b>	<b>94.9</b>	<b>58.9</b>
<b>OTHER COERCIVE</b>									
MANSLAUGHTER 2ND	32	52.0	41.9	9	148.7	89.9	41	73.2	56.9
OTHER HOMICIDE	39	52.0	45.6	11	83.0	63.8	50	58.8	47.9
ROBBERY 3RD	109	28.5	23.9	238	43.4	32.6	347	38.7	31.0
ATT ASSAULT 2ND	63	22.6	20.9	139	26.4	24.0	202	25.2	23.9
CONSPIRACY 2,3,4	77	45.4	35.8	62	48.5	30.7	139	46.8	31.8
OTHER WEAPONS	101	20.4	17.4	265	29.2	24.7	366	26.8	23.9
OTHER SEX OFFENSES	179	31.6	24.0	65	46.5	35.9	244	35.6	28.7
OTHER COERCIVE	96	26.3	23.9	63	42.9	35.9	159	32.9	27.8
<b>SUBTOTAL</b>	<b>696</b>	<b>31.6</b>	<b>23.9</b>	<b>852</b>	<b>38.4</b>	<b>29.9</b>	<b>1,548</b>	<b>35.3</b>	<b>26.7</b>
<b>DRUG OFFENSES</b>									
DRUG SALE	530	27.4	20.4	762	37.5	30.7	1,292	33.4	25.5
DRUG POSSESSION	723	24.1	17.8	860	33.5	25.8	1,583	29.2	23.7
<b>SUBTOTAL</b>	<b>1,253</b>	<b>25.5</b>	<b>18.7</b>	<b>1,622</b>	<b>35.4</b>	<b>29.8</b>	<b>2,875</b>	<b>31.1</b>	<b>25.4</b>
<b>PROPERTY AND OTHER OFFENSES</b>									
BURGLARY 3RD	266	23.8	17.7	482	36.1	29.9	748	31.7	24.0
GRAND LARCENY	238	22.2	16.6	349	28.1	23.8	587	25.7	20.0
FORGERY	71	23.9	17.9	159	28.9	24.0	230	27.4	23.9
STOLEN PROPERTY	49	22.9	15.9	108	28.0	23.9	157	26.4	23.8
DRIVE INTOXICATED	413	18.7	15.9	1	23.8	23.8	414	18.7	15.9
CONTEMPT 1ST	89	20.3	17.9	131	25.8	23.8	220	23.6	23.0
ALL OTHER FELONIES	329	23.2	18.2	273	32.3	23.9	602	27.3	22.9
<b>SUBTOTAL</b>	<b>1,455</b>	<b>21.7</b>	<b>17.1</b>	<b>1,503</b>	<b>31.3</b>	<b>24.0</b>	<b>2,958</b>	<b>26.6</b>	<b>22.1</b>
<b>YO &amp; JO</b>									
YOUTHFUL OFFENDER	339	25.2	21.4	0	-	-	339	25.2	21.4
JUVENILE OFFENDER	16	86.7	76.2	0	-	-	16	86.7	76.2
<b>SUBTOTAL</b>	<b>355</b>	<b>28.0</b>	<b>22.5</b>	<b>0</b>	<b>-</b>	<b>-</b>	<b>355</b>	<b>28.0</b>	<b>22.5</b>
<b>GRAND TOTAL*</b>	<b>6,905</b>	<b>55.9</b>	<b>29.8</b>	<b>5,630</b>	<b>53.6</b>	<b>35.8</b>	<b>12,535</b>	<b>54.9</b>	<b>31.9</b>

\* Grand total average and median time served for first felony offenders excludes Murder and YO & JO crimes to allow comparison with time for second felony offenders. Offenders committed for Murder and YO & JO crimes cannot be sentenced as predicate felons.

<sup>4</sup> A persistent offender is a person who stands convicted of a felony after having previously been convicted of two or more felonies.

## TRENDS IN TIME SERVED (2015-2019)

Among 2019 releases, violent felons spent an average of 95 months in custody, which was longer than the average of 81 months served by 2015 releases. Overall, the average time served for all first releases increased from 49 months in 2015 to 55 months in 2019 (see Table 8).

**TABLE 8**  
**VIOLENT FELONY STATUS AND CRIME**  
**BY AVERAGE TIME SERVED: 2015-2019 FIRST RELEASES**

VIOLENT FELONY STATUS AND COMMITMENT OFFENSE	2015		2016		2017		2018		2019	
	#	AVG	#	AVG	#	AVG	#	AVG	#	AVG
<b>VIOLENT FELONY</b>										
MURDER	283	305.7	288	308.4	315	315.2	391	328.1	378	319.1
ATTEMPTED MURDER	125	142.8	107	148.4	129	142.7	116	160.4	124	137.1
MANSLAUGHTER 1ST	131	157.4	149	146.0	155	159.5	135	160.7	156	167.3
RAPE 1ST	122	130.6	131	129.0	134	131.9	142	150.6	136	147.7
ROBBERY 1ST	535	101.7	551	102.7	522	107.6	484	118.9	482	109.0
ROBBERY 2ND	663	52.9	641	52.3	577	53.8	617	60.1	537	59.1
ASSAULT 1ST	275	83.4	292	83.2	240	85.1	295	87.4	283	91.5
ASSAULT 2ND	462	40.5	439	41.0	380	44.6	401	43.9	444	44.5
BURGLARY 1ST	117	90.2	124	99.1	119	106.2	117	117.0	124	111.4
BURGLARY 2ND	829	54.1	865	58.1	772	62.7	781	62.4	703	64.8
ARSON 1ST,2ND	34	76.0	33	79.5	29	87.2	28	74.7	35	80.0
SODOMY 1ST	93	107.8	81	118.7	90	122.0	70	143.2	83	140.1
SEX AB - 1ST, AG 2	197	53.9	189	55.5	206	60.9	189	60.3	172	67.4
WEAPONS OFFENSES	961	47.1	983	47.6	961	50.6	983	45.9	997	47.4
KIDNAPPING 1ST, 2ND	28	171.5	26	163.3	38	172.4	25	174.7	27	127.2
OTHER VFO SEX OFFENSES	118	39.5	97	42.5	78	42.4	66	47.7	77	46.5
OTHER VIOLENT FELONIES	35	37.8	43	40.4	39	39.0	42	40.8	41	47.0
<b>SUBTOTAL</b>	<b>5,008</b>	<b>81.2</b>	<b>5,039</b>	<b>82.9</b>	<b>4,784</b>	<b>90.2</b>	<b>4,882</b>	<b>95.9</b>	<b>4,799</b>	<b>94.9</b>
<b>OTHER COERCIVE</b>										
MANSLAUGHTER 2ND	40	79.7	59	79.0	48	85.7	57	76.3	41	73.2
OTHER HOMICIDE	41	45.2	60	49.7	34	43.9	47	41.9	50	58.8
ROBBERY 3RD	452	35.8	409	36.9	422	38.1	452	37.5	347	38.7
ATT ASSAULT 2ND	221	29.9	190	30.4	213	30.1	238	27.1	202	25.2
CONSPIRACY 2,3,4	85	40.9	122	40.1	131	41.4	149	42.8	139	46.8
OTHER WEAPONS	289	32.9	328	32.5	346	31.4	395	28.3	366	26.8
OTHER SEX OFFENSES	247	38.1	213	37.8	221	40.1	229	39.4	244	35.6
OTHER COERCIVE	162	36.7	146	34.8	173	35.5	187	32.6	159	32.9
<b>SUBTOTAL</b>	<b>1,537</b>	<b>36.5</b>	<b>1,527</b>	<b>37.4</b>	<b>1,588</b>	<b>37.4</b>	<b>1,754</b>	<b>35.6</b>	<b>1,548</b>	<b>35.3</b>
<b>DRUG OFFENSES</b>										
DRUG SALE	1,486	28.5	1,521	28.8	1,408	29.5	1,444	31.6	1,292	33.4
DRUG POSSESSION	1,475	28.3	1,465	28.3	1,539	28.5	1,654	27.8	1,583	29.2
<b>SUBTOTAL</b>	<b>2,961</b>	<b>28.4</b>	<b>2,986</b>	<b>28.6</b>	<b>2,947</b>	<b>29.0</b>	<b>3,098</b>	<b>29.6</b>	<b>2,875</b>	<b>31.1</b>
<b>PROPERTY AND OTHER OFFENSES</b>										
BURGLARY 3RD	851	32.8	831	33.3	852	32.9	866	33.1	748	31.7
GRAND LARCENY	690	26.9	723	26.9	697	28.0	740	26.3	587	25.7
FORGERY	247	25.5	265	25.7	280	25.0	278	25.8	230	27.4
STOLEN PROPERTY	167	25.9	175	27.3	197	30.0	194	26.8	157	26.4
DRIVE INTOXICATED	488	23.0	463	22.7	526	20.9	497	19.2	414	18.7
CONTEMPT 1ST	209	27.5	206	26.9	209	25.9	215	26.4	220	23.6
ALL OTHER FELONIES	499	28.5	593	29.4	631	29.5	720	27.9	602	27.3
<b>SUBTOTAL</b>	<b>3,151</b>	<b>28.0</b>	<b>3,256</b>	<b>28.3</b>	<b>3,392</b>	<b>28.2</b>	<b>3,510</b>	<b>27.3</b>	<b>2,958</b>	<b>26.6</b>
<b>YO &amp; JO</b>										
YOUTHFUL OFFENDER	459	24.5	418	24.9	432	25.5	452	24.3	339	25.2
JUVENILE OFFENDER	32	82.3	27	92.9	27	105.9	27	147.3	16	86.7
<b>SUBTOTAL</b>	<b>491</b>	<b>28.3</b>	<b>445</b>	<b>29.0</b>	<b>459</b>	<b>30.2</b>	<b>479</b>	<b>31.2</b>	<b>355</b>	<b>28.0</b>
<b>GRAND TOTAL</b>	<b>13,148</b>	<b>49.4</b>	<b>13,253</b>	<b>50.2</b>	<b>13,170</b>	<b>52.1</b>	<b>13,723</b>	<b>53.4</b>	<b>12,535</b>	<b>54.9</b>

## SECTION 4: TIME SERVED BY FELONY CLASS

### FELONY CLASS BY FELONY OFFENDER STATUS

Class A-I and A-II felons accounted for 5% (673) of the individuals released in 2019 (see Table 9). Crimes that fall into the A-1 felony class include murder, arson, kidnapping, and conspiracy. There are also drug offenses that fall into the A-1 felony class and they include criminal sale of controlled substance, criminal possession of controlled substance, attempted criminal sale, and attempted criminal possession. More specific information on A-1 drug offenders is presented in subsequent sections. Twenty-two percent of the first releases were committed for Class B felonies; 18% for Class C; 33% for Class D; 19% for Class E felony offenses; and 3% were Youthful Offenders.

**TABLE 9**  
**FELONY CLASS BY PREDICATE FELONY STATUS**  
**2019 FIRST RELEASES**

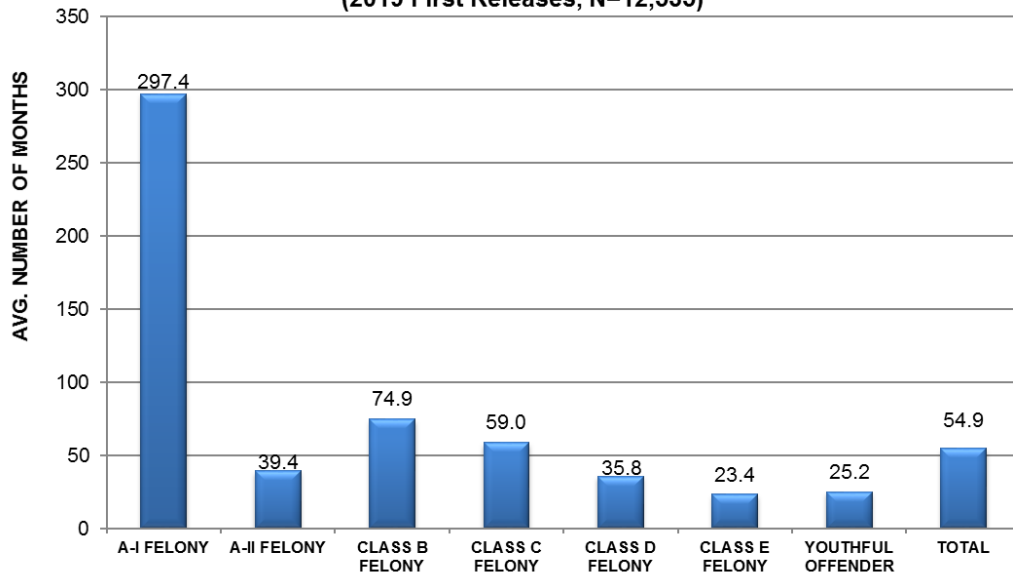
2010 FIRST RELEASES

FELONY CLASS	PREDICATE FELONY STATUS						TOTAL	
	FIRST FELONY OFFENDER		SECOND FELONY OFFENDER		PERSIST FELONY OFFENDER			
	#	%	#	%	#	%	#	%
A-I FELONY	429	6.2%	8	0.1%	0	0.0%	437	3.5%
A-II FELONY	191	2.8%	45	0.8%	0	0.0%	236	1.9%
CLASS B FELONY	1,523	22.1%	1,139	20.8%	34	22.1%	2,696	21.5%
CLASS C FELONY	1,190	17.2%	1,017	18.6%	59	38.3%	2,266	18.1%
CLASS D FELONY	2,149	31.1%	1,932	35.3%	57	37.0%	4,138	33.0%
CLASS E FELONY	1,084	15.7%	1,335	24.4%	4	2.6%	2,423	19.3%
YOUTHFUL OFFENDER	339	4.9%	0	0.0%	0	0.0%	339	2.7%
TOTAL	6,905	100.0%	5,476	100.0%	154	100.0%	12,535	100.0%

Time served by felony crime class is presented in Figure 4 and Table 10. They show that Class A-I Felony Offenders served the longest average period of time in custody (297 months), while Class E Felony Offenders served the shortest (23 months). On average, these individuals served longer than the average minimum sentences as a result of not being granted release by the Parole Board at Initial Interview.



**Figure 4**  
**Average Time Served by Felony Class**  
**(2019 First Releases, N=12,535)**



**TABLE 10**  
**FELONY OFFENDER STATUS, CRIME CLASS AND MINIMUM SENTENCE BY TIME SERVED**  
**2019 FIRST RELEASES**

FELONY CLASS	NUMBER	AGGREGATE MINIMUM IN MONTHS		TOTAL (STATE + JAIL) TIME SERVED IN MONTHS	
		AVERAGE	MEDIAN	AVERAGE	MEDIAN
FIRST FELONY OFFENDER					
A-I FELONY	429	259.0	300.0	300.6	300.2
A-II FELONY	191	43.0	41.0	32.1	29.8
CLASS B FELONY	1,523	68.7	51.0	69.6	51.3
CLASS C FELONY	1,190	45.8	36.0	46.4	40.9
CLASS D FELONY	2,149	25.2	21.0	27.8	23.8
CLASS E FELONY	1,084	15.6	12.0	20.0	15.9
YOUTHFUL OFFENDER	339	15.1	16.0	25.2	21.4
SUBTOTAL	6,905	51.3	28.0	55.9	29.8
SECOND & PERSISTANT FELONY					
A-I FELONY	8	141.5	129.5	123.2	123.3
A-II FELONY	45	78.3	72.0	70.5	62.2
CLASS B FELONY	1,173	79.1	51.0	81.7	51.1
CLASS C FELONY	1,076	70.8	57.0	72.8	60.0
CLASS D FELONY	1,989	40.7	31.0	44.4	35.8
CLASS E FELONY	1,339	21.8	18.0	26.1	23.8
SUBTOTAL	5,630	50.4	35.0	53.6	35.8
TOTAL					
A-I FELONY	437	256.8	300.0	297.4	300.2
A-II FELONY	236	49.7	41.0	39.4	33.9
CLASS B FELONY	2,696	73.2	51.0	74.9	51.2
CLASS C FELONY	2,266	57.7	46.0	59.0	46.1
CLASS D FELONY	4,138	32.7	26.0	35.8	29.9
CLASS E FELONY	2,423	19.0	18.0	23.4	19.9
YOUTHFUL OFFENDER	339	15.1	16.0	25.2	21.4
GRAND TOTAL	12,535	50.9	31.0	54.9	31.9

## *FELONY CLASS BY TIME SERVED*

Table 11 shows the average and median minimum sentence and time served by felony crime class, grouped by crime type and sorted by felony offender status. On average, drug offenders serve less time than the average aggregate minimum sentence because they are more likely to participate in Shock<sup>5</sup> or earn merit time.<sup>6</sup>

---

<sup>5</sup> In July 1987, New York State established the Shock Incarceration Program with legislation which mandated that DOCCS create a six-month program that would prepare non-violent individuals for early parole release consideration. The program was to operate in special facilities and to provide a schedule of rigorous physical activity, intensive regimentation, discipline, and drug rehabilitation.

<sup>6</sup> Individuals serving sentences for certain non-violent crimes may receive merit time allowances against their sentences provided they have achieved certain significant programmatic objectives, have not committed any serious disciplinary infractions, and have not filed any frivolous lawsuits.

**TABLE 11**  
**FELONY OFFENDER STATUS, VIOLENT FELONY STATUS AND FELONY CLASS**  
**BY LENGTH OF MINIMUM SENTENCE AND TIME SERVED**  
**2019 FIRST RELEASES**

FELONY STATUS AND FELONY CLASS	NUMBER	AGGREGATE MINIMUM IN MONTHS		STATE TIME SERVED IN MONTHS		TOTAL (STATE + JAIL) TIME SERVED IN MONTHS	
		AVERAGE	MEDIAN	AVERAGE	MEDIAN	AVERAGE	MEDIAN
<b>FIRST FELONY OFFENDER</b>							
<b>VIOLENT FELONY</b>							
A-I FELONY	388	273.5	300.0	304.6	292.6	320.2	310.8
CLASS B FELONY	738	108.0	102.0	101.1	86.5	115.2	102.7
CLASS C FELONY	856	52.3	41.0	44.3	35.4	53.8	41.9
CLASS D FELONY	1,154	29.5	21.0	22.7	19.5	30.6	24.3
CLASS E FELONY	10	30.7	30.5	22.3	18.4	31.5	34.4
<b>SUBTOTAL</b>	<b>3,146</b>	<b>84.2</b>	<b>51.0</b>	<b>81.7</b>	<b>38.0</b>	<b>92.5</b>	<b>48.0</b>
<b>OTHER COERCIVE</b>							
CLASS B FELONY	70	45.3	36.0	45.6	37.4	56.1	51.6
CLASS C FELONY	75	34.7	36.0	38.1	29.0	47.0	39.3
CLASS D FELONY	223	20.9	18.0	23.3	18.7	29.4	24.0
CLASS E FELONY	328	18.9	15.0	18.4	14.8	24.3	20.4
<b>SUBTOTAL</b>	<b>696</b>	<b>23.9</b>	<b>16.0</b>	<b>24.8</b>	<b>18.2</b>	<b>31.6</b>	<b>23.9</b>
<b>DRUG OFFENSES</b>							
A-I FELONY	33	123.3	103.0	89.8	61.4	111.0	94.1
A-II FELONY	191	43.0	41.0	23.3	21.8	32.1	29.8
CLASS B FELONY	663	30.3	30.0	17.5	11.5	23.4	18.0
CLASS C FELONY	191	28.2	26.0	15.9	10.5	20.5	16.9
CLASS D FELONY	152	19.4	21.0	10.8	9.0	16.0	15.2
CLASS E FELONY	23	12.2	10.0	8.5	7.9	12.1	11.8
<b>SUBTOTAL</b>	<b>1,253</b>	<b>32.7</b>	<b>31.0</b>	<b>19.1</b>	<b>12.2</b>	<b>25.5</b>	<b>18.7</b>
<b>PROPERTY AND OTHER</b>							
CLASS B FELONY	44	30.2	24.0	22.9	15.2	29.0	23.9
CLASS C FELONY	68	25.1	24.0	21.4	17.0	25.9	19.8
CLASS D FELONY	620	20.1	18.0	19.2	13.4	25.0	19.8
CLASS E FELONY	723	14.0	12.0	13.2	10.2	18.1	14.8
<b>SUBTOTAL</b>	<b>1,455</b>	<b>17.6</b>	<b>12.0</b>	<b>16.4</b>	<b>11.6</b>	<b>21.7</b>	<b>17.1</b>
<b>YOUTHFUL OFFENDER</b>	339	15.1	16.0	18.5	14.5	25.2	21.4
<b>JUVENILE OFFENDER</b>							
A-I FELONY	8	116.3	108.0	119.1	116.1	133.7	135.3
CLASS B FELONY	8	30.3	27.0	25.7	16.1	39.6	35.5
<b>SUBTOTAL</b>	<b>16</b>	<b>73.3</b>	<b>56.0</b>	<b>72.4</b>	<b>58.0</b>	<b>86.7</b>	<b>76.2</b>
<b>SECOND &amp; PERSISTANT FELONY</b>							
<b>VIOLENT FELONY</b>							
CLASS B FELONY	347	161.4	150.0	165.7	145.2	179.3	154.2
CLASS C FELONY	626	93.2	72.0	86.9	70.1	98.1	82.1
CLASS D FELONY	664	55.6	51.0	51.3	40.2	60.4	51.2
CLASS E FELONY	16	32.4	31.0	32.4	24.3	43.9	33.3
<b>SUBTOTAL</b>	<b>1,653</b>	<b>91.8</b>	<b>72.0</b>	<b>88.6</b>	<b>62.1</b>	<b>99.5</b>	<b>71.9</b>
<b>OTHER COERCIVE</b>							
CLASS B FELONY	24	82.0	66.5	85.6	78.2	98.8	92.9
CLASS C FELONY	27	74.0	60.0	83.2	55.8	93.6	63.8
CLASS D FELONY	371	35.1	30.0	34.2	26.6	42.3	32.0
CLASS E FELONY	430	23.1	18.0	20.5	17.5	28.2	23.9
<b>SUBTOTAL</b>	<b>852</b>	<b>31.6</b>	<b>24.0</b>	<b>30.3</b>	<b>21.6</b>	<b>38.4</b>	<b>29.9</b>
<b>DRUG OFFENSES</b>							
A-I FELONY	8	141.5	129.5	115.8	116.1	123.2	123.3
A-II FELONY	45	78.3	72.0	57.5	50.2	70.5	62.2
CLASS B FELONY	798	43.2	39.0	32.1	24.9	38.8	30.8
CLASS C FELONY	394	36.5	36.0	26.5	26.7	32.8	34.0
CLASS D FELONY	303	28.1	26.0	18.9	18.0	25.9	25.5
CLASS E FELONY	74	21.6	21.0	15.1	14.0	20.8	20.4
<b>SUBTOTAL</b>	<b>1,622</b>	<b>39.2</b>	<b>34.5</b>	<b>28.6</b>	<b>22.7</b>	<b>35.4</b>	<b>29.8</b>
<b>PROPERTY AND OTHER</b>							
CLASS B FELONY	4	79.5	84.0	73.8	93.5	81.2	102.3
CLASS C FELONY	29	49.4	36.0	41.9	35.0	50.6	39.8
CLASS D FELONY	651	34.5	30.0	30.2	23.6	37.9	30.6
CLASS E FELONY	819	20.9	18.0	18.3	14.3	25.2	22.5
<b>SUBTOTAL</b>	<b>1,503</b>	<b>27.5</b>	<b>24.0</b>	<b>24.1</b>	<b>18.0</b>	<b>31.3</b>	<b>24.0</b>
<b>GRAND TOTAL</b>	<b>12,535</b>	<b>50.9</b>	<b>31.0</b>	<b>46.6</b>	<b>24.6</b>	<b>54.9</b>	<b>31.9</b>

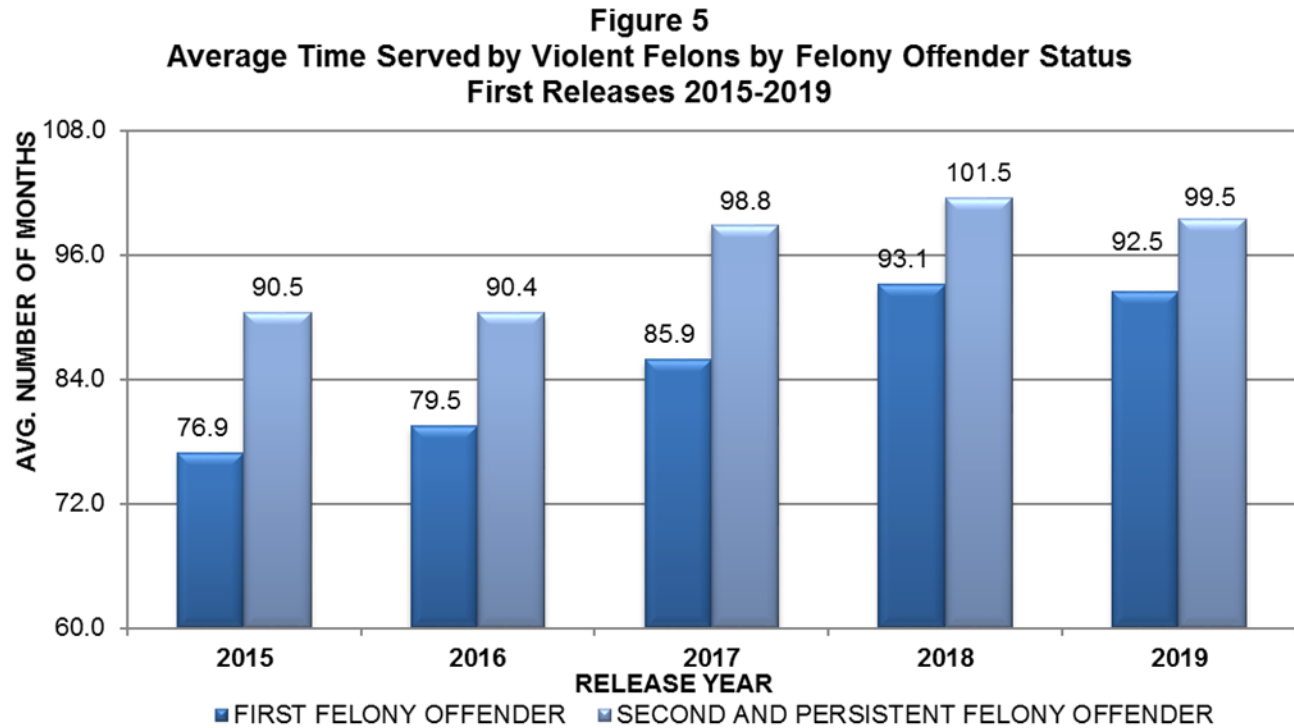
## TRENDS IN TIME SERVED BY VIOLENT FELONY OFFENDERS

Between 2015 and 2019, change in average time served varied by felony offender status. For first felony offenders convicted of a violent crime, the average total time served increased from 77 months among 2015 first releases to 92 months among 2019 first releases (see Table 12 and Figure 5). The average time served by second and persistent felony offenders convicted of a violent felony has increased from 90 months among 2015 releases to 99 months among 2019 releases.

**TABLE 12**  
**FELONY OFFENDER STATUS, VIOLENT FELONY STATUS AND FELONY CLASS**  
**BY AVERAGE TIME SERVED: 2015-2019 FIRST RELEASES**

FELONY STATUS AND FELONY CLASS	2015		2016		2017		2018		2019	
	#	AVG	#	AVG	#	AVG	#	AVG	#	AVG
<b>FIRST FELONY OFFENDER</b>										
<b>VIOLENT FELONY</b>										
A-I FELONY	299	304.2	302	309.2	337	311.9	407	328.3	388	320.2
A-II FELONY	0	-	0	-	1	131.0	0	-	0	-
CLASS B FELONY	778	104.0	804	104.1	780	105.4	744	111.9	738	115.2
CLASS C FELONY	1,047	50.2	1,110	51.9	981	52.3	928	53.3	856	53.8
CLASS D FELONY	1,285	29.9	1,220	31.7	1,071	31.6	1,159	30.7	1,154	30.6
CLASS E FELONY	11	24.6	7	26.5	5	22.3	7	44.8	10	31.5
<b>SUBTOTAL</b>	<b>3,420</b>	<b>76.9</b>	<b>3,443</b>	<b>79.5</b>	<b>3,175</b>	<b>85.9</b>	<b>3,245</b>	<b>93.1</b>	<b>3,146</b>	<b>92.5</b>
<b>NON VIOLENT FELONY</b>										
A-I FELONY	23	129.3	25	98.7	12	97.5	25	118.7	33	111.0
A-II FELONY	153	32.1	149	31.3	156	32.9	185	32.3	191	32.1
CLASS B FELONY	746	22.5	799	23.4	762	24.2	818	23.8	777	26.7
CLASS C FELONY	374	30.2	403	32.6	386	30.8	408	32.0	334	27.6
CLASS D FELONY	1,164	24.8	1,185	25.4	1,191	25.3	1,180	24.2	995	24.6
CLASS E FELONY	1,142	22.4	1,110	21.9	1,228	21.6	1,223	21.0	1,074	19.9
<b>SUBTOTAL</b>	<b>3,602</b>	<b>25.1</b>	<b>3,671</b>	<b>25.4</b>	<b>3,735</b>	<b>25.0</b>	<b>3,839</b>	<b>24.9</b>	<b>3,404</b>	<b>25.1</b>
<b>YOUTHFUL OFFENDER</b>										
<b>JUVENILE OFFENDER</b>										
A-I FELONY	7	234.4	10	188.9	12	178.3	12	258.1	8	133.7
CLASS B FELONY	23	42.2	15	40.1	14	47.2	13	61.5	8	39.6
CLASS C FELONY	2	12.2	2	8.8	1	60.6	2	40.0	0	-
<b>SUBTOTAL</b>	<b>32</b>	<b>82.3</b>	<b>27</b>	<b>92.9</b>	<b>27</b>	<b>105.9</b>	<b>27</b>	<b>147.3</b>	<b>16</b>	<b>147.3</b>
<b>SECOND &amp; PERSIST FELONY</b>										
<b>VIOLENT FELONY</b>										
CLASS B FELONY	301	164.2	312	172.4	350	178.2	343	188.0	347	179.3
CLASS C FELONY	561	96.2	601	88.9	552	93.8	606	97.6	626	98.1
CLASS D FELONY	710	55.8	663	54.7	686	63.3	670	62.6	664	60.4
CLASS E FELONY	16	39.7	20	41.9	21	68.4	18	30.9	16	43.9
<b>SUBTOTAL</b>	<b>1,588</b>	<b>90.5</b>	<b>1,596</b>	<b>90.4</b>	<b>1,609</b>	<b>98.8</b>	<b>1,637</b>	<b>101.5</b>	<b>1,653</b>	<b>99.5</b>
<b>NON VIOLENT FELONY</b>										
A-I FELONY	9	124.7	9	118.8	12	105.3	10	136.6	8	123.2
A-II FELONY	52	82.4	52	76.4	45	65.7	45	79.7	45	70.5
CLASS B FELONY	838	34.9	839	36.3	854	37.6	874	38.3	826	40.8
CLASS C FELONY	453	35.6	477	36.2	472	36.3	488	35.8	450	37.6
CLASS D FELONY	1,318	37.8	1,320	37.8	1,369	38.9	1,503	38.3	1,325	36.4
CLASS E FELONY	1,377	27.2	1,401	27.5	1,440	28.0	1,603	25.3	1,323	25.9
<b>SUBTOTAL</b>	<b>4,047</b>	<b>34.1</b>	<b>4,098</b>	<b>34.5</b>	<b>4,192</b>	<b>35.1</b>	<b>4,523</b>	<b>34.1</b>	<b>3,977</b>	<b>34.5</b>
<b>TOTAL FIRST FELONY OFFENDER</b>										
A-I FELONY	329	290.5	337	290.1	361	300.3	444	314.6	429	300.6
A-II FELONY	153	32.1	149	31.3	157	33.5	185	32.3	191	32.1
CLASS B FELONY	1,547	63.8	1,618	63.7	1,556	65.1	1,575	65.7	1,523	69.6
CLASS C FELONY	1,423	44.9	1,515	46.7	1,368	46.2	1,338	46.8	1,190	46.4
CLASS D FELONY	2,449	27.4	2,405	28.6	2,262	28.3	2,339	27.4	2,149	27.8
CLASS E FELONY	1,153	22.5	1,117	21.9	1,233	21.6	1,230	21.2	1,084	20.0
YOUTHFUL OFFENDER	459	24.5	418	24.9	432	25.5	452	24.3	339	25.3
<b>SUBTOTAL</b>	<b>7,513</b>	<b>48.9</b>	<b>7,559</b>	<b>50.3</b>	<b>7,369</b>	<b>51.5</b>	<b>7,563</b>	<b>54.6</b>	<b>6,905</b>	<b>55.9</b>
<b>TOTAL SECOND &amp; PERSIST FELONY</b>										
A-I FELONY	9	124.7	9	118.8	12	105.3	10	136.6	8	123.2
A-II FELONY	52	82.4	52	76.4	45	65.7	45	79.7	45	70.5
CLASS B FELONY	1,139	69.1	1,151	73.2	1,204	78.5	1,217	80.5	1,173	81.7
CLASS C FELONY	1,014	69.1	1,078	65.6	1,024	67.3	1,094	70.0	1,076	72.8
CLASS D FELONY	2,028	44.1	1,983	43.5	2,055	47.1	2,173	45.8	1,989	44.4
CLASS E FELONY	1,393	27.3	1,421	27.7	1,461	28.6	1,621	25.4	1,339	26.1
<b>SUBTOTAL</b>	<b>5,635</b>	<b>50.0</b>	<b>5,694</b>	<b>50.2</b>	<b>5,801</b>	<b>52.8</b>	<b>6,160</b>	<b>52.0</b>	<b>5,630</b>	<b>53.6</b>
<b>GRAND TOTAL</b>	<b>13,148</b>	<b>49.4</b>	<b>13,253</b>	<b>50.2</b>	<b>13,170</b>	<b>52.1</b>	<b>13,723</b>	<b>53.4</b>	<b>12,535</b>	<b>54.9</b>

The biggest increases in time served occurred between 2016 and 2017, as a result of an increased release rate by the Parole Board, resulting in more releases of long-term individuals. This trend continued in 2018 and 2019 (see Figure 5).



## SECTION 5: TIME SERVED BY MINIMUM SENTENCE LENGTH

The total time served in prison for 2019 first releases was similar to minimum sentence length. This was particularly true for individuals with sentences of less than 12 months and those with sentences of 240 months or higher. However, a number of the first release population's total time served fell below the court set minimum sentence (see Table 13). This resulted primarily from offenders that successfully completed early release programs such as Shock Incarceration or Merit Time<sup>7</sup>. Some individuals served longer than their court imposed minimum sentence. For example, of the 1,887 individuals sentenced to 12-17 months, 27% (505) served less time while 35% (655) served more time.

**TABLE 13**  
**LENGTH OF MINIMUM SENTENCE BY TOTAL (STATE + JAIL) TIME SERVED**  
**2019 FIRST RELEASES**

LENGTH OF MINIMUM SENTENCE	TOTAL (STATE + JAIL) TIME SERVED										TOTAL
	<12 MONTHS	12-17 MONTHS	18-23 MONTHS	24-35 MONTHS	36-47 MONTHS	48-71 MONTHS	72-119 MONTHS	120-179 MONTHS	180-240 MONTHS	240+ MONTHS	
<12 MONTHS	131 95.6%	6 4.4%	0 0.0%	0 0.0%	0 0.0%	0 0.0%	0 0.0%	0 0.0%	0 0.0%	0 0.0%	137 100.0%
12-17 MONTHS	505 26.8%	727 38.5%	302 16.0%	272 14.4%	70 3.7%	9 0.5%	1 0.1%	1 0.1%	0 0.0%	0 0.0%	1,887 100.0%
18-23 MONTHS	137 6.0%	630 27.7%	1,181 52.0%	235 10.3%	54 2.4%	21 0.9%	9 0.4%	0 0.0%	3 0.1%	1 0.0%	2,271 100.0%
24-35 MONTHS	152 5.6%	142 5.3%	565 21.0%	1,451 53.9%	249 9.2%	116 4.3%	13 0.5%	5 0.2%	0 0.0%	1 0.0%	2,694 100.0%
36-47 MONTHS	44 2.5%	123 7.0%	42 2.4%	618 35.4%	742 42.5%	140 8.0%	37 2.1%	0 0.0%	0 0.0%	0 0.0%	1,746 100.0%
48-71 MONTHS	0 0.0%	1 0.1%	37 2.6%	56 3.9%	159 11.0%	1,107 76.7%	77 5.3%	5 0.3%	0 0.0%	1 0.1%	1,443 100.0%
72-119 MONTHS	1 0.1%	0 0.0%	0 0.0%	1 0.1%	18 1.5%	264 22.1%	852 71.4%	44 3.7%	4 0.3%	9 0.8%	1,193 100.0%
120-179 MONTHS	0 0.0%	1 0.2%	0 0.0%	0 0.0%	2 0.4%	0 0.0%	35 7.6%	367 79.6%	31 6.7%	25 5.4%	461 100.0%
180-239 MONTHS	0 0.0%	1 0.3%	0 0.0%	0 0.0%	0 0.0%	0 0.0%	2 0.7%	19 6.3%	190 62.9%	90 29.8%	302 100.0%
240 + MONTHS	0 0.0%	0 0.0%	0 0.0%	0 0.0%	0 0.0%	0 0.0%	1 0.2%	1 0.2%	15 3.7%	384 95.8%	401 100.0%
<b>TOTAL</b>	<b>970 7.7%</b>	<b>1,631 13.0%</b>	<b>2,127 17.0%</b>	<b>2,633 21.0%</b>	<b>1,294 10.3%</b>	<b>1,657 13.2%</b>	<b>1,027 8.2%</b>	<b>442 3.5%</b>	<b>243 1.9%</b>	<b>511 4.1%</b>	<b>12,535 100.0%</b>

<sup>7</sup> There were individuals who served less time at DOCCS than their minimum sentence due to being released early for medical parole, for deportation, or for serving some of their sentence in other jurisdictions.

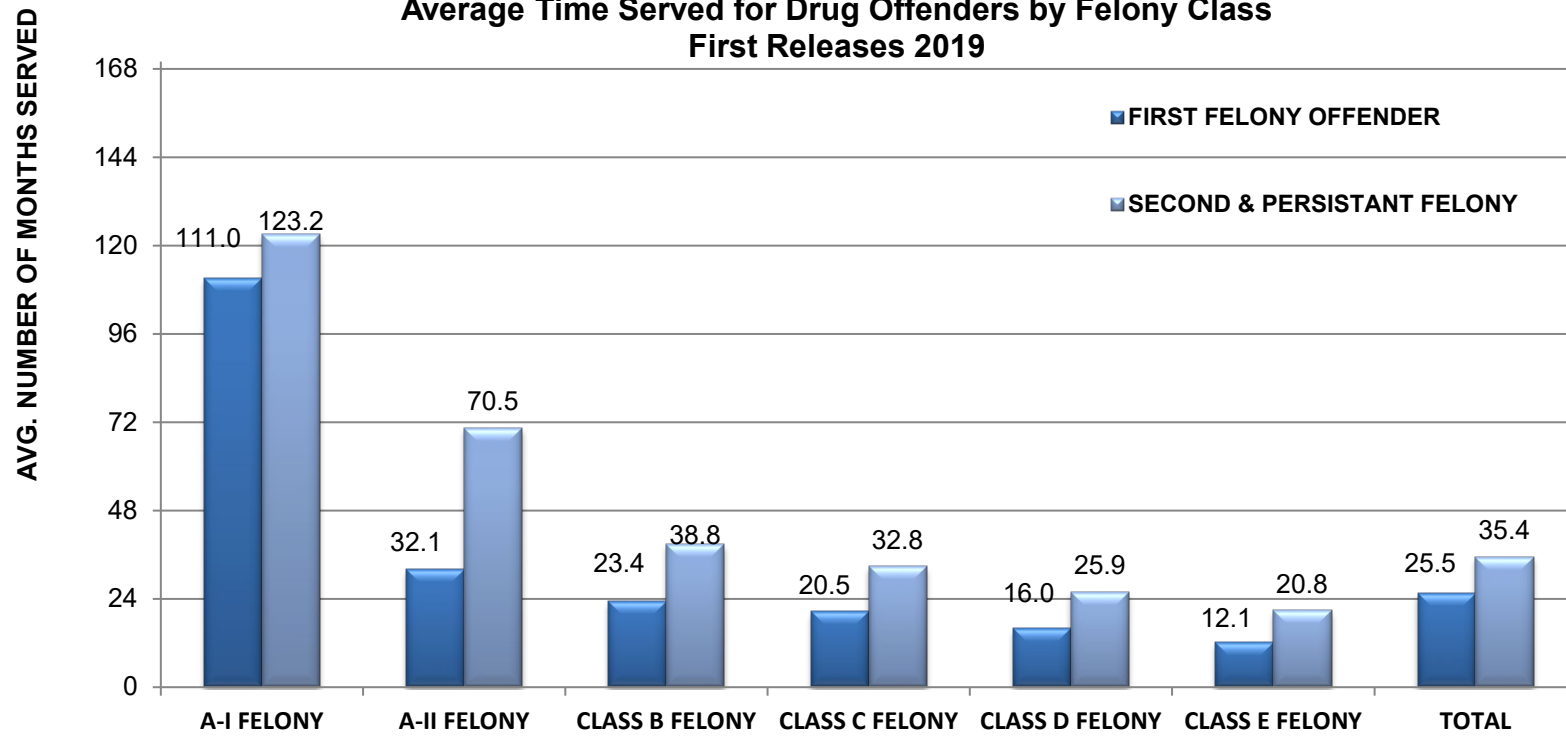
## SECTION 6: TIME SERVED BY DRUG OFFENDERS

The average total time served by drug offenders in the 2019 first release population was 31 months. On average, second and persistent felony drug offenders served more time (35 months) than first felony drug offenders (26 months) (see Table 14 and Figure 6). Those sentenced as A-1 felons served significantly more time. Crimes that fall into the A-1 drug felony class include criminal possession of a controlled substance first degree, criminal sale of a controlled substance first degree along with attempted possession of a controlled substance first degree and attempted sale of controlled substance first degree. The weight of the substances determines A-1 drug classification. Possession of an aggregate weight of eight ounces or more of a narcotic substance, or methadone that weighs 5,760 milligrams or more, is a class A-1 felony. Sale of a narcotic substance with an aggregate weight of two ounces or more, and sale of methadone equaling or exceeding 2,880 milligrams, is also an A-1 drug felony.

**TABLE 14**  
**FELONY OFFENDER STATUS, CRIME CLASS AND MINIMUM SENTENCE BY TIME SERVED**  
**INDIVIDUALS COMMITTED FOR DRUG SALE OR POSSESSION**  
**2019 FIRST RELEASES**

FELONY CLASS	NUMBER	AGGREGATE MINIMUM IN MONTHS		TOTAL (STATE + JAIL) TIME SERVED IN MONTHS	
		AVERAGE	MEDIAN	AVERAGE	MEDIAN
<b>FIRST FELONY OFFENDER</b>					
A-I FELONY	33	123.3	103.0	111.0	94.1
A-II FELONY	191	43.0	41.0	32.1	29.8
CLASS B FELONY	663	30.3	30.0	23.4	18.0
CLASS C FELONY	191	28.2	26.0	20.5	16.9
CLASS D FELONY	152	19.4	21.0	16.0	15.2
CLASS E FELONY	23	12.2	10.0	12.1	11.8
<b>SUBTOTAL</b>	<b>1,253</b>	<b>32.7</b>	<b>31.0</b>	<b>25.5</b>	<b>18.7</b>
<b>SECOND &amp; PERSISTANT FELONY</b>					
A-I FELONY	8	141.5	129.5	123.2	123.3
A-II FELONY	45	78.3	72.0	70.5	62.2
CLASS B FELONY	798	43.2	39.0	38.8	30.8
CLASS C FELONY	394	36.5	36.0	32.8	34.0
CLASS D FELONY	303	28.1	26.0	25.9	25.5
CLASS E FELONY	74	21.6	21.0	20.8	20.4
<b>SUBTOTAL</b>	<b>1,622</b>	<b>39.2</b>	<b>34.5</b>	<b>35.4</b>	<b>29.8</b>
<b>TOTAL</b>					
A-I FELONY	41	126.8	123.0	113.4	102.6
A-II FELONY	236	49.7	41.0	39.4	33.9
CLASS B FELONY	1,461	37.4	31.0	31.8	23.9
CLASS C FELONY	585	33.8	35.0	28.8	25.5
CLASS D FELONY	455	25.2	26.0	22.5	21.1
CLASS E FELONY	97	19.4	21.0	18.8	17.0
<b>GRAND TOTAL</b>	<b>2,875</b>	<b>36.4</b>	<b>31.0</b>	<b>31.1</b>	<b>25.4</b>

**Figure 6**  
**Average Time Served for Drug Offenders by Felony Class**  
**First Releases 2019**





## SECTION 7: DEMOGRAPHIC CHARACTERISTICS

### *GENDER AND RACE/ETHNIC STATUS*

Twenty-nine percent of the women and 44% of the men in the 2019 first release cohort were African American. Fifty-five percent of women and 26% of men released were White. Thirteen percent of women and 27% of men were Hispanic (see Table 15).

**TABLE 15**  
**ETHNIC STATUS BY GENDER**  
**2019 FIRST RELEASES**

ETHNIC STATUS	GENDER		TOTAL
	MALE	FEMALE	
AFRICAN AMERICAN	5,140 44.2%	261 28.8%	5,401 43.1%
WHITE	3,026 26.0%	497 54.8%	3,523 28.1%
HISPANIC	3,100 26.7%	115 12.7%	3,215 25.6%
NATIVE AMERICAN	100 0.9%	10 1.1%	110 0.9%
ASIAN	75 0.6%	6 0.7%	81 0.6%
OTHER/UNKNOWN	187 1.6%	18 2.0%	205 1.6%
<b>TOTAL</b>	<b>11,628</b> <b>100.0%</b>	<b>907</b> <b>100.0%</b>	<b>12,535</b> <b>100.0%</b>

## AGE AT RELEASE

The average age of individuals at the time of release was 37 years old. During 2019, twelve offenders under age 18 were released (10 males and 2 females). Females released in 2019, on average, were the same age (age 37) as males (age 37) (see Table 16). White individuals were slightly older at release (age 38) than Hispanic and African American individuals (both age 37) (see Table 17).

**TABLE 17**  
**AGE AT RELEASE BY GENDER**  
**2019 FIRST RELEASES**

AGE	GENDER		TOTAL
	MALE	FEMALE	
17 YEARS	10 0.1%	2 0.2%	12 0.1%
18 YEARS	44 0.4%	0 0.0%	44 0.4%
19 YEARS	97 0.8%	6 0.7%	103 0.8%
20 YEARS	167 1.4%	4 0.4%	171 1.4%
21 YEARS	233 2.0%	18 2.0%	251 2.0%
22-24 YRS	944 8.1%	53 5.8%	997 8.0%
25-29 YRS	2,041 17.6%	168 18.5%	2,209 17.6%
30-34 YRS	1,995 17.2%	184 20.3%	2,179 17.4%
35-39 YRS	1,694 14.6%	146 16.1%	1,840 14.7%
40-49 YRS	2,240 19.3%	171 18.9%	2,411 19.2%
50-59 YRS	1,613 13.9%	125 13.8%	1,738 13.9%
60-64 YRS	339 2.9%	16 1.8%	355 2.8%
65-69 YRS	135 1.2%	4 0.4%	139 1.1%
70 + YRS	76 0.7%	10 1.1%	86 0.7%
<b>TOTAL</b>	<b>11,628</b> <b>100.0%</b>	<b>907</b> <b>100.0%</b>	<b>12,535</b> <b>100.0%</b>
<b>AVERAGE</b>	<b>37.5</b>	<b>37.5</b>	<b>37.5</b>

**TABLE 17**  
**AGE AT RELEASE BY ETHNICITY**  
**2019 FIRST RELEASES**

AGE	ETHNICITY						TOTAL
	AFRICAN AMERICAN	WHITE	HISPANIC	NATIVE AMERICAN	ASIAN	OTHER/ UNKNOWN	
17 YEARS	6 0.1%	1 0.0%	3 0.1%	0 0.0%	0 0.0%	2 1.0%	12 0.1%
18 YEARS	20 0.4%	16 0.5%	8 0.2%	0 0.0%	0 0.0%	0 0.0%	44 0.4%
19 YEARS	56 1.0%	20 0.6%	21 0.7%	2 1.8%	1 1.2%	3 1.5%	103 0.8%
20 YEARS	99 1.8%	24 0.7%	40 1.2%	2 1.8%	1 1.2%	5 2.4%	171 1.4%
21 YEARS	125 2.3%	51 1.4%	69 2.1%	5 4.5%	0 0.0%	1 0.5%	251 2.0%
22-24 YRS	491 9.1%	196 5.6%	274 8.5%	7 6.4%	8 9.9%	21 10.2%	997 8.0%
25-29 YRS	1,026 19.0%	565 16.0%	527 16.4%	21 19.1%	18 22.2%	52 25.4%	2,209 17.6%
30-34 YRS	890 16.5%	668 19.0%	557 17.3%	16 14.5%	10 12.3%	38 18.5%	2,179 17.4%
35-39 YRS	719 13.3%	606 17.2%	464 14.4%	14 12.7%	14 17.3%	23 11.2%	1,840 14.7%
40-49 YRS	960 17.8%	691 19.6%	691 21.5%	20 18.2%	15 18.5%	34 16.6%	2,411 19.2%
50-59 YRS	768 14.2%	510 14.5%	417 13.0%	17 15.5%	9 11.1%	17 8.3%	1,738 13.9%
60-64 YRS	161 3.0%	96 2.7%	87 2.7%	4 3.6%	3 3.7%	4 2.0%	355 2.8%
65-69 YRS	46 0.9%	44 1.2%	44 1.4%	0 0.0%	0 0.0%	5 2.4%	139 1.1%
70 + YRS	34 0.6%	35 1.0%	13 0.4%	2 1.8%	2 2.5%	0 0.0%	86 0.7%
<b>TOTAL</b>	<b>5,401</b> <b>100.0%</b>	<b>3,523</b> <b>100.0%</b>	<b>3,215</b> <b>100.0%</b>	<b>110</b> <b>100.0%</b>	<b>81</b> <b>100.0%</b>	<b>205</b> <b>100.0%</b>	<b>12,535</b> <b>100.0%</b>
<b>AVERAGE</b>	<b>37.0</b>	<b>38.4</b>	<b>37.5</b>	<b>37.8</b>	<b>37.2</b>	<b>35.0</b>	<b>37.5</b>

## *REGION AND COUNTY OF COMMITMENT*

In 2019, 41% of first releases were committed from New York City and 11% were committed from suburban New York City (Nassau, Rockland, Suffolk and Westchester counties) (see Table 18). Individuals committed from upstate counties with a major population center of at least 50,000 people made up 22% of releases, while those individuals from the remaining upstate counties made up another 25% of the first releases in 2019. Forty-one percent of females and 24% of males were committed from non-urban, upstate counties. Conversely, 43% of males and 24% of females were committed from New York City.

**TABLE 18**  
**REGION AND COUNTY OF COMMITMENT BY GENDER**  
**2019 FIRST RELEASES**

COUNTY OF COMMITMENT	GENDER				TOTAL	
	MALE		FEMALE			
	#	%	#	%	#	%
NEW YORK CITY						
KINGS	1,043	9.0%	38	4.2%	1,081	8.6%
NEW YORK	1,987	17.1%	96	10.6%	2,083	16.6%
QUEENS	966	8.3%	38	4.2%	1,004	8.0%
RICHMOND	162	1.4%	16	1.8%	178	1.4%
BRONX	824	7.1%	32	3.5%	856	6.8%
SUBTOTAL	4,982	42.8%	220	24.3%	5,202	41.5%
SUBURBAN NEW YORK						
NASSAU	449	3.9%	30	3.3%	479	3.8%
ROCKLAND	81	0.7%	8	0.9%	89	0.7%
SUFFOLK	485	4.2%	32	3.5%	517	4.1%
WESTCHESTER	285	2.5%	18	2.0%	303	2.4%
SUBTOTAL	1,300	11.2%	88	9.7%	1,388	11.1%
UPSTATE URBAN						
ALBANY	371	3.2%	34	3.7%	405	3.2%
BROOME	198	1.7%	17	1.9%	215	1.7%
ERIE	453	3.9%	24	2.6%	477	3.8%
MONROE	603	5.2%	42	4.6%	645	5.1%
NIAGARA	111	1.0%	18	2.0%	129	1.0%
ONEIDA	205	1.8%	19	2.1%	224	1.8%
ONONDAGA	363	3.1%	31	3.4%	394	3.1%
RENSSELAER	76	0.7%	14	1.5%	90	0.7%
SCHENECTADY	195	1.7%	26	2.9%	221	1.8%
SUBTOTAL	2,575	22.1%	225	24.8%	2,800	22.3%
UPSTATE OTHER						
ALLEGANY	13	0.1%	2	0.2%	15	0.1%
CATTARAUGUS	44	0.4%	3	0.3%	47	0.4%
CAYUGA	73	0.6%	10	1.1%	83	0.7%
CHAUTAUQUA	90	0.8%	7	0.8%	97	0.8%
CHEMUNG	76	0.7%	7	0.8%	83	0.7%
CHENANGO	46	0.4%	10	1.1%	56	0.4%
CLINTON	99	0.9%	23	2.5%	122	1.0%
COLUMBIA	57	0.5%	2	0.2%	59	0.5%
CORTLAND	49	0.4%	5	0.6%	54	0.4%
DELAWARE	26	0.2%	3	0.3%	29	0.2%
DUTCHESS	186	1.6%	14	1.5%	200	1.6%
ESSEX	21	0.2%	9	1.0%	30	0.2%
FRANKLIN	41	0.4%	8	0.9%	49	0.4%
FULTON	55	0.5%	8	0.9%	63	0.5%
GENESEE	74	0.6%	14	1.5%	88	0.7%
GREENE	47	0.4%	5	0.6%	52	0.4%
HAMILTON	0	0.0%	0	0.0%	0	0.0%
HERKIMER	41	0.4%	1	0.1%	42	0.3%
JEFFERSON	80	0.7%	7	0.8%	87	0.7%
LEWIS	11	0.1%	4	0.4%	15	0.1%
LIVINGSTON	45	0.4%	13	1.4%	58	0.5%
MADISON	34	0.3%	6	0.7%	40	0.3%
MONTGOMERY	71	0.6%	5	0.6%	76	0.6%
ONTARIO	127	1.1%	24	2.6%	151	1.2%
ORANGE	251	2.2%	21	2.3%	272	2.2%
ORLEANS	33	0.3%	3	0.3%	36	0.3%
OSWEGO	125	1.1%	13	1.4%	138	1.1%
OTSEGO	48	0.4%	6	0.7%	54	0.4%
PUTNAM	22	0.2%	2	0.2%	24	0.2%
ST LAWRENCE	76	0.7%	9	1.0%	85	0.7%
SARATOGA	114	1.0%	17	1.9%	131	1.0%
SCHOHARIE	13	0.1%	3	0.3%	16	0.1%
SCHUYLER	12	0.1%	3	0.3%	15	0.1%
SENECA	26	0.2%	5	0.6%	31	0.2%
STEUBEN	94	0.8%	17	1.9%	111	0.9%
SULLIVAN	64	0.6%	8	0.9%	72	0.6%
TIOGA	28	0.2%	2	0.2%	30	0.2%
TOMPKINS	37	0.3%	2	0.2%	39	0.3%
ULSTER	150	1.3%	19	2.1%	169	1.3%
WARREN	100	0.9%	18	2.0%	118	0.9%
WASHINGTON	91	0.8%	17	1.9%	108	0.9%
WAYNE	28	0.2%	2	0.2%	30	0.2%
WYOMING	32	0.3%	9	1.0%	41	0.3%
YATES	21	0.2%	8	0.9%	29	0.2%
SUBTOTAL	2,771	23.8%	374	41.2%	3,145	25.1%
GRAND TOTAL	11,628	100.0%	907	100.0%	12,535	100.0%

## **APPENDIX A**

**APPENDIX A-1: SENTENCE TO PRISON FOR NON-DRUG FIRST FELONY OFFENSE**  
**RANGE OF MINIMUM AND MAXIMUM SENTENCES ACCORDING TO FELONY CLASS CATEGORY <sup>1</sup>**

FELONY CLASS	VIOLENT FELONY OFFENSE (1978 - 1995)	VIOLENT FELONY OFFENSE (Oct. 1995-Aug. 1998) <sup>2</sup>	VIOLENT FELONY OFFENSE (After Sep. 1998) <sup>3</sup>	NON-VIOLENT FELONY SEX OFFENSE (After Apr. 2007) <sup>4</sup>	PREDATORY SEXUAL ASSAULT (After Apr. 2007) <sup>4</sup>	ALL OTHER FELONY OFFENSES
<b>A-I Felony</b>						
Maximum	Not Available	Not Available	Not Available	Not Available	Not Available	Life, or Life Without Parole <sup>5</sup>
Minimum	Not Available	Not Available	Not Available	Not Available	Not Available	15 - 25 years (for offenders with Life maximum) (minimum sentence fixed by court)
<b>A-II Felony</b>						
Maximum	Not Available	Not Available	Not Available	Not Available	Life	Life
Minimum	Not Available	Not Available	Not Available	Not Available	10 - 25 (minimum sentence fixed by court)	3 - 8 1/3 (minimum sentence fixed by court)
<b>Class B Felony</b>						
Maximum	6 - 25	6 - 25	5-25 (determinate)	5-25 (determinate)	Not Available	3 - 25
Minimum	2 - 8 1/3 (Minimum = 1/3 of maximum sentence)	3 - 12 1/2 (Minimum = 1/2 of maximum sentence)	6/7 of determinate sentence	6/7 of determinate sentence	Not Available	1 - 8 1/3 (Minimum = 1/3 of maximum sentence)
<b>Class C Felony</b>						
Maximum	4 1/2 - 15	4 1/2 - 15	3 1/2 - 15 (determinate)	3 1/2 - 15 (determinate)	Not Available	3 - 15
Minimum	1 1/2 - 5 (Minimum = 1/3 of maximum sentence)	2 1/4 - 7 1/2 (Minimum = 1/2 of maximum sentence)	6/7 of determinate sentence	6/7 of determinate sentence	Not Available	1 - 5 (Minimum = 1/3 of maximum sentence)
<b>Class D Felony</b>						
Maximum	3 - 7	3 - 7	2 - 7 (determinate)	2 - 7 (determinate)	Not Available	3 - 7
Minimum	1 - 2 1/3 (Minimum = 1 year up to 1/3 of maximum)	1 1/2 - 3 1/2 (Minimum = 1/2 of maximum sentence)	6/7 of determinate sentence	6/7 of determinate sentence	Not Available	1 - 2 1/3 (Minimum = 1/3 of maximum sentence)
<b>Class E Felony</b>						
Maximum	3 - 4	3 - 4	1 1/2 to 4 (determinate)	1 1/2 to 4 (determinate)	Not Available	3 - 4
Minimum	1 - 1 1/3 (Minimum = 1 year up to 1/3 of maximum)	1 1/2 - 2 (Minimum = 1/2 year of maximum sentence)	6/7 of determinate sentence	6/7 of determinate sentence	Not Available	1 - 1 1/3 (Minimum = 1/3 of maximum sentence)

<sup>1</sup>For more detail see Article 70, Sentences of Imprisonment, New York State Penal Law or New York State Sentence Charts, West Publishing Co. 2004

<sup>2</sup>Sentences Pursuant to Sentencing Reform Act of 1995.

<sup>3</sup>Sentences pursuant to changes in NYS Penal Law effective September 1, 1998 (Jenna's Law).

<sup>4</sup>Sentences pursuant to Sex Offender Management and Treatment Act (SOMTA) effective April 13, 2007.

<sup>5</sup>Life Without Parole is permitted for Murder 1 crimes committed on or after September 1, 1995; for Crimes of Terrorism, where the specified offense is a class A-I Felony, committed on or after September 17, 2001; and for Criminal Possession of a Chemical.

**APPENDIX A-2: SENTENCES TO PRISON FOR NON-DRUG SECOND FELONY OFFENSE**  
**RANGE OF MINIMUM AND MAXIMUM SENTENCES ACCORDING TO FELONY CLASS CATEGORY**

<b>FELONY CLASS <sup>1</sup></b>	<b>SECOND VIOLENT FELONY OFFENSE (1978 - 1995) <sup>2</sup></b>	<b>SECOND VIOLENT FELONY OFFENSE (After Oct. 1995)</b>	<b>VIOLENT SECOND FELONY OFFENSE (After Oct. 1995)</b>	<b>NON-VIOLENT SEX OFFENSE (Has Prior Non-Violent Felony Conviction) (After April 2007) <sup>3</sup></b>	<b>NON-VIOLENT SEX OFFENSE (Has Prior Violent Felony Conviction) (After Apr. 2007) <sup>3</sup></b>	<b>PREDATORY SEXUAL ASSAULT (After April 2007) <sup>3</sup></b>	<b>ALL OTHER FELONY OFFENSES <sup>4</sup></b>
<b>A-II Felony</b>							
Maximum	Not Available	Not Available	Not Available	Not Available	Not Available	Life	Not Available
Minimum	Not Available	Not Available	Not Available	Not Available	Not Available	10 - 25 (minimum sentence fixed by court)	Not Available
<b>Class B Felony</b>							
Maximum	12 - 25	10 - 25 (determinate)	8 - 25 (determinate)	8 - 25 (determinate)	9 - 25 (determinate)	Not Available	9 - 25
Minimum	6 - 12 1/2 (Minimum = 1/2 of Maximum)	6/7 of determinate sentence	6/7 of determinate sentence	6/7 of determinate sentence	6/7 of determinate sentence	Not Available	4 1/2 - 12 1/2 (Minimum = 1/2 of maximum sentence)
<b>Class C Felony</b>							
Maximum	8 - 15	7 - 15 (determinate)	5 - 15 (determinate)	5 - 15 (determinate)	6 - 15 (determinate)	Not Available	6 - 15
Minimum	4 - 7 1/2 (Minimum = 1/2 of maximum sentence)	6/7 of determinate sentence	6/7 of determinate sentence	6/7 of determinate sentence	6/7 of determinate sentence	Not Available	3 - 7 1/2 (Minimum = 1/2 of maximum sentence)
<b>Class D Felony</b>							
Maximum	5 - 7	5 - 7 (determinate)	3 - 7 (determinate)	3 - 7 (determinate)	4 - 7 (determinate)	Not Available	4 - 7
Minimum	2 1/2 - 3 1/2 (Minimum = 1/2 of maximum)	6/7 of determinate sentence	6/7 of determinate sentence	6/7 of determinate sentence	6/7 of determinate sentence	Not Available	2 - 3 1/2 (Minimum = 1/2 of maximum sentence)
<b>Class E Felony</b>							
Maximum	4 years	3 - 4 (determinate)	2 - 4 (determinate)	2 - 4 (determinate)	2 1/2 - 4 (determinate)	Not Available	3 - 4
Minimum	2 years (Minimum = 1/2 of maximum)	6/7 of determinate sentence	6/7 of determinate sentence	6/7 of determinate sentence	6/7 of determinate sentence	Not Available	1 1/2 - 2 (Minimum = 1/2 of maximum sentence)

<sup>1</sup> Offenders committed for A-I Felonies cannot be sentenced as a Second Felony Offender.

<sup>2</sup> For offenders in this category, both the instant offense and at least one prior offense are violent felony crimes. Where the instant offense is a violent felony crime and the prior offense is not a violent crime, the sentence ranges used by the court (for class B through E) would be those listed under "Violent Second Felony Offense."

<sup>3</sup> Sentences pursuant to the Sex Offender Management and Treatment Act (SOMTA) took effect on April 13, 2007.

<sup>4</sup> Under Penal Law 70.07 ("Sentence of Imprisonment for Second Child Sexual Assault Felony Offender"), there are various enhanced sentences for such child sexual assault felonies, where the victim is a child less than fifteen years old. Certain sentences must be indeterminate, whereas certain other sentences must be determinate (see Appendix A-6 for specification of such enhanced sentences).



**APPENDIX A-3: SENTENCES TO PRISON FOR DRUG FELONY OFFENSE**  
**RANGE OF MINIMUM AND MAXIMUM SENTENCES ACCORDING TO FELONY CLASS CATEGORY**

<b>FELONY CLASS</b>	<b>1st Felony Drug Offender (Prior to Jan. 2005)</b>	<b>1st Felony Drug Offender (After Jan. 2005) <sup>1</sup></b>	<b>2nd Felony Drug Offender (Has Prior Violent Felony Conviction) (After Jan. 2005) <sup>2</sup></b>	<b>2nd Felony Drug Offender (No Prior Violent Felony Conviction) (Jan. 2005 to Apr. 2009) <sup>2</sup></b>	<b>2nd Felony Drug Offender (No Prior Violent Felony Conviction) (After Apr. 2009) <sup>3</sup></b>
<b>A-I Felony</b>					
Maximum	Life	8 - 20 (determinate)	15 - 30 (determinate)	12 - 24 (determinate)	12 - 24 (determinate)
Minimum	15 - 25 years (for offenders with Life maximum) (minimum sentence fixed by court)	6/7 of determinate sentence	6/7 of determinate sentence	6/7 of determinate sentence	6/7 of determinate sentence
<b>A-II Felony</b>					
Maximum	Life	3 - 10 (determinate)	8 - 17 (determinate)	6-14 (determinate)	6-14 (determinate)
Minimum	3 - 8 1/3 (minimum sentence fixed by court)	6/7 of determinate sentence	6/7 of determinate sentence	6/7 of determinate sentence	6/7 of determinate sentence
<b>Class B Felony</b>					
Maximum	3 - 25 <sup>4</sup>	1 - 9 (determinate) <sup>5</sup>	6 - 15 (determinate)	3 1/2 - 12 (determinate)	2 - 12 (determine)
Minimum	1 - 8 1/3 (Minimum = 1/3 of maximum sentence)	6/7 of determinate sentence	6/7 of determinate sentence	6/7 of determinate sentence	6/7 of determinate sentence
<b>Class C Felony</b>					
Maximum	3 - 15	1 - 5 1/2 (determinate)	3 1/2 - 9	2 - 8 (determinate)	1 - 8 (determinate)
Minimum	1 - 5 (Minimum = 1/3 of maximum sentence)	6/7 of determinate sentence	6/7 of determinate sentence	6/7 of determinate sentence	6/7 of determinate sentence
<b>Class D Felony</b>					
Maximum	3 - 7	1 - 2 1/2 (determinate)	2 1/2 - 4 1/2	1 1/2 - 4 (determinate)	1 1/2 - 4 (determinate)
Minimum	1 - 2 1/3 (Minimum = 1/3 of maximum sentence)	6/7 of determinate sentence	6/7 of determinate sentence	6/7 of determinate sentence	6/7 of determinate sentence
<b>Class E Felony</b>					
Maximum	3 - 4	1 - 1 1/2 (determinate)	2 - 2 1/2	1 1/2 - 2 (determinate)	1 1/2 - 2 (determinate)
Minimum	1 - 1 1/3 (Minimum = 1/3 of of maximum sentence)	6/7 of determinate sentence	6/7 of determinate sentence	6/7 of determinate sentence	6/7 of determinate sentence

<sup>1</sup> Sentences pursuant to Drug Law Reform Act of 2004, effective January 13, 2005.

<sup>2</sup> Sentences pursuant to Drug Law Reform Act of 2004, signed December 2004, effective date for new sentences January 13, 2005.

<sup>3</sup> Sentences pursuant to the Drug Law Reform Act of 2009 took effect on April 7, 2009.

<sup>4</sup> For Class B Sale of Drugs on School Grounds (committed before January 13, 2005) the maximum sentence range is 6 - 25 years. The minimum is 1/3 the maximum sentence.

<sup>5</sup> For Class B Sale of Drugs on School Grounds (committed after January 13, 2005), the range of determinate sentences is 2 to 9 years.

**APPENDIX A-4: SENTENCES TO STATE PRISON FOR PERSISTENT FELONY OFFENSES**  
**RANGE OF MINIMUM AND MAXIMUM SENTENCES ACCORDING TO FELONY CLASS CATEGORY**  
**(SENTENCING AS A PERSISTENT FELON UNAVAILABLE FOR DRUG OFFENDERS AFTER JANUARY 2005)<sup>1</sup>**

<b>FELONY CLASS <sup>2</sup></b>	<b>VIOLENT FELONY OFFENSE (1978 - 1995) <sup>3</sup></b>	<b>VIOLENT FELONY OFFENSE (After Oct. 1995) <sup>3</sup></b>	<b>PREDATORY SEXUAL ASSAULT (After Apr. 2007) <sup>4</sup></b>	<b>ALL OTHER FELONY OFFENSES <sup>5</sup></b>
<b>Class A-II Felony</b>				
Maximum	Not Available	Not Available	Life	Not Available
Minimum	Not Available	Not Available	25	Not Available
<b>Class B Felony</b>				
Maximum	Life	Life	Not Available	9 - 25 Life Optional
Minimum	10 - 25 (minimum sentence fixed by judge)	20 - 25 (minimum sentence fixed by judge)	Not Available	4 1/2 - 12 1/2 (Minimum = 1/2 of maximum sentence)
<b>Class C Felony</b>				
Maximum	Life	Life	Not Available	6 - 15 Life Optional
Minimum	8 - 25 (minimum sentence fixed by judge)	16 - 25 (minimum sentence fixed by judge)	Not Available	3 - 7 1/2 (Minimum = 1/2 of maximum sentence)
<b>Class D Felony</b>				
Maximum	Life	Life	Not Available	4 - 7 Life Optional
Minimum	6 - 25 (minimum sentence fixed by judge)	12 - 25 (minimum sentence fixed by judge)	Not Available	2 - 3 1/2 (Minimum = 1/2 of maximum sentence)
<b>Class E Felony</b>				
Maximum	Life	Life	Not Available	3 - 4 Life Optional
Minimum	Statute does not specify minimum term	Statute does not specify minimum term	Not Available	1 1/2 - 2 (Minimum = 1/2 of of maximum sentence)

<sup>1</sup>Sentencing as a "Persistent Felon Offender" was no longer available for drug offenders whose drug crime was committed after January 13, 2005 pursuant to Drug Law Reform Act of 2004.

<sup>2</sup>Offenders committed for A-I Felonies cannot be sentenced as persistent felons.

<sup>3</sup>To be sentenced as a "Persistent Violent Felony Offender," the instant offense and at least two prior offenses must be legislatively designated violent felonies.

<sup>4</sup>Sentences pursuant to the Sex Offender Management and Treatment Act (SOMTA) took effect on April 13, 2007.

<sup>5</sup>A person convicted of a third felony could be sentenced as a second felony offender.

**APPENDIX A-5: RANGE OF MINIMUM AND MAXIMUM  
SENTENCES BY FELONY CLASS CATEGORY  
JUVENILE OFFENDERS**

OFFENDER AGE	CRIME CLASSIFICATION	SPECIFIC CRIME	MINIMUM SENTENCE RANGE	MAXIMUM SENTENCE RANGE
13	A-I	Murder 2nd (except Felony Murder)	5 - 9 Years	Life
14, 15	A-I	Murder 2nd (Felony Murder included but restricted to felonies listed below)	7 1/2 - 15 Years	Life
14, 15	A-I	Arson 1st Kidnapping 1st	4 - 6 Years	12 - 15 Years
14, 15	B-Violent	Aggravated Sexual Abuse Arson 2nd Attempt Kidnapping 1st Attempt Murder 2nd Burglary 1st Manslaughter 1st Rape 1st (non-consensual) Robbery 1st Sodomy 1st (non-consensual)	1/3 Maximum Sentence	3 - 10 Years
14, 15	C-Violent	Assault 1st (intentional) Burglary 2nd (weapon or injury) Robbery 2nd (weapon or injury)	1/3 Maximum Sentence	3 - 7 Years
14, 15	D-Violent	Criminal Possession of a Weapon 3rd	1/3 Maximum Sentence	1 - 4 Years

**APPENDIX A-6: Range of Sentences Under **Second Child Sexual Assault**  
Felony Offender Law (Penal Law 70.07) <sup>1</sup>**

<b>Current Conviction - Sexual Assault Against a Child</b>	<b>If Prior Felony Conviction was for Sexual Assault Against a Child</b>	<b>Then Sentence Must Be:</b>
Class A-II Felony	Class A-II, B, or C Felony	Indeterminate: 15 - 25 to Life
Class B Felony	Class B or C Felony	Indeterminate: 15 - 25 to Life
Class B Felony	Class D or E Felony	Determinate: 12 to 30 years
Class C Felony	Class B or C Felony	Determinate: 12 to 30 years or Indeterminate: 15 - 25 years
Class C Felony	Class D or E Felony	Determinate: 10 to 25 years
Class D Felony	Any Felony	Determinate: 5 to 15 years
Class E Felony	Any Felony	Determinate: 4 to 12 years

<sup>1</sup> Penal Law 70.07 (Sentence of imprisonment for second sexual assault felony offender) became effective February 1, 2001. For the purpose of this statute, a child is a person less than 15 years old.

## **APPENDIX B**

## CRIME CODE TABLE

The Crime Code Table presents various criminal offenses specified in the New York State Penal Law as well as other State statutes. The offenses are arranged by order of the unique crime code used by the Department of Corrections and Community Supervision. The table includes the following: crime description, effective date, repeal date (if applicable), legal authority (chapter and statute), felony crime class, and a crime type designation.

The Chapters of the Consolidated Laws of the New York State consist of:

<u>Abbreviation</u>	<u>Chapter</u>
ABC	Alcoholic Beverage Control
AC	NYC Administrative Code
AM	Agriculture and Markets
BL	Banking
COR	Correction
ECL	Environmental Conservation
EL	Election
GB	General Business
GML	General Municipal
LAB	Labor
LL	Lien
NAV	Navigation
PHL	Public Health
PL	Penal
POL	Public Officers
RR	Railroad
SW	Social Services
TAX	
VTL	Vehicle and Traffic
WC	Workers Compensation

The crime type designation may include:

- VFO – violent felony offenses as designated in the Penal Law
- CVO – other crimes of a coercive/violent nature not designated as a VFO
- PDO – property, drug and other felonies
- MIS – misdemeanors
- VIO – violations

**NYS Department of Corrections and Community Supervision Crime Codes  
(Sorted by: Crime Code)**

Crime Code	Crime Description	Effective Date	Repeal Date	Legal	Authority	Crime Class	Crime Type
100	MURDER (DEG'LESS PRIOR 9-1-74)	9/1/1967	3/31/1974	PL	125.25	A	VFO
101	MURDER 1ST	9/1/1974	.	PL	125.27	A	VFO
102	MURDER 2ND	9/1/1974	.	PL	125.25	A	VFO
103	AGGRAVATED MURDER	12/21/2005	.	PL	125.26	A	VFO
201	MANSLAUGHTER 1ST	9/1/1978	.	PL	125.2	B	VFO
202	MANSLAUGHTER 2ND	9/1/1967	.	PL	125.15	C	CVO
203	ABORTION 1ST	9/1/1967	.	PL	125.45	D	CVO
204	ABORTION 2ND	9/1/1967	.	PL	125.4	E	CVO
205	AGGRAVATED MANSLAUGHTER 1ST	12/21/2005	.	PL	125.22	B	VFO
206	AGGRAVATED MANSLAUGHTER 2ND	12/21/2005	.	PL	125.21	C	VFO
300	CRIM NEGLIGENT HOMICIDE	9/1/1967	.	PL	125.1	E	CVO
301	VEHICULAR MANSLAUGHTER 2ND	11/1/1985	.	PL	125.12	D	CVO
302	VEHICULAR MANSLAUGHTER 1ST	11/1/1985	.	PL	125.13	C	CVO
303	AGG CRIM NEGLIGENT HOMICIDE	12/21/2005	.	PL	125.11	C	VFO
304	AGGRAVATED VEHICULAR HOMICIDE	11/1/2007	.	PL	125.14	B	CVO
401	RAPE 1ST	9/1/1978	.	PL	130.35	B	VFO
402	RAPE 2ND	9/1/1967	4/12/2007	PL	130.3	D	CVO
403	RAPE 3RD	9/1/1967	.	PL	130.25	E	CVO
404	RAPE 2ND	4/13/2007	.	PL	130.3	D	VFO
501	ROBBERY 1ST	9/1/1967	.	PL	160.15	B	VFO
502	ROBBERY 2ND	9/1/1978	.	PL	160.1	C	VFO
503	ROBBERY 3RD	9/1/1967	.	PL	160.05	D	CVO
600	ASSAULT 1ST	11/1/1996	.	PL	120.1	B	VFO
601	ASSAULT 1ST	9/1/1967	10/31/1996	PL	120.1	C	VFO
602	ASSAULT 2ND	9/1/1967	.	PL	120.05	D	VFO
604	RECKLESS ENDANGERMENT 1ST	9/1/1967	.	PL	120.25	D	CVO
607	PROM A SUICIDE ATTEMPT	9/1/1967	.	PL	120.3	E	CVO
608	AGGRAVATED ASSAULT/PEACE OFF.	7/2/1981	.	PL	120.11	B	VFO
610	VEHICULAR ASSAULT 2ND	11/1/1985	.	PL	120.03	E	CVO
611	VEHICULAR ASSAULT 1ST	11/1/1985	.	PL	120.04	D	CVO
612	AGG ASLT ON PERSON < 11 YRS	11/1/1990	.	PL	120.12	E	CVO
613	MENACING 1ST	11/1/1992	.	PL	120.13	E	CVO
614	GANG ASSAULT 1ST	11/1/1996	.	PL	120.07	B	VFO
615	GANG ASSAULT 2ND	11/1/1996	.	PL	120.06	C	VFO
616	ASLT:POLICE OFF/FIREMAN/EMT	11/1/1996	.	PL	120.08	C	VFO
617	ASLT BY OPER OF A VESSEL	8/5/1986	.	NAV	049-A	E	CVO
618	STALKING 1ST SUB 1	12/1/1999	.	PL	120.6	D	VFO
619	STALKING 2ND	12/1/1999	.	PL	120.55	E	CVO
621	MENACING POLICE/PEACE OFFICER	12/21/2005	.	PL	120.18	D	VFO
622	RECKLESS ASSAULT OF A CHILD	11/1/2006	.	PL	120.02	D	VFO
623	RECK ASLT CHILD:DAY CARE PROV	11/1/1998	.	PL	120.01	E	CVO
624	LURING CHILD TO COMMIT A CRIME	10/4/2008	.	PL	120.7	E	CVO
625	LURING CHILD TO COMMIT CLASS B	10/4/2008	.	PL	120.7	D	CVO
626	LURING CHILD TO COMMIT CLASS A	10/4/2008	.	PL	120.7	C	CVO
627	AGGRAVATED VEHICULAR ASSAULT	11/1/2007	.	PL	120.04-A	C	CVO
628	STALKING 1ST SUB 2	12/1/1999	.	PL	120.6	D	CVO
629	ASSAULT ON A JUDGE	11/17/2011	.	PL	120.09	C	VFO
630	LV SCENE OF ACCIDENT - BOAT	8/5/1986	.	NAV	47	E	CVO
631	STRANGULATION 1ST	11/11/2010	.	PL	121.13	C	VFO
632	STRANGULATION 2ND	11/11/2010	.	PL	121.12	D	VFO
633	LV SCENE ACCIDENT - BOAT DEATH	11/1/2003	.	NAV	47	D	CVO
701	BURGLARY 1ST	9/1/1978	.	PL	140.3	B	VFO

Crime Code	Crime Description	Effective Date	Repeal Date	Legal	Authority	Crime Class	Crime Type
702	BURGLARY 2ND	9/1/1967	.	PL	140.25	C	VFO
703	BURGLARY 3RD	9/1/1967	.	PL	140.2	D	PDO
800	FAIL TO REG:SEX OFF 1ST OFF	1/21/1996	8/16/2007	COR	0168-T	A	CVO
801	SEX OFF REG VIOL-2ND OFFENSE	1/21/1996	.	COR	0168-T	D	CVO
802	SEX OFF REG VIOL-1ST OFFENSE	8/17/2007	.	COR	0168-T	E	CVO
1001	GRAND LARCENY - NOT AUTO 1ST	9/1/1967	10/31/1986	PL	155.4	C	PDO
1002	GRAND LARCENY - NOT AUTO 2ND	9/1/1967	10/31/1986	PL	155.35	D	PDO
1003	GRAND LARCENY - NOT AUTO 3RD	9/1/1967	10/31/1996	PL	155.3	E	PDO
1004	GRAND LARCENY - NOT AUTO 1ST	11/1/1986	.	PL	155.42	B	PDO
1005	GRAND LARCENY - NOT AUTO 2ND	11/1/1986	.	PL	155.4	C	PDO
1006	GRAND LARCENY - NOT AUTO 3RD	11/1/1986	.	PL	155.35	D	PDO
1007	GRAND LARCENY - NOT AUTO 4TH	11/1/1986	.	PL	155.3	E	PDO
1010	COMPUTER TRESPASS	11/1/1986	.	PL	156.1	E	PDO
1011	COMPUTER TAMPERING 1ST UNLAW DUPLIC COMP RELATED	11/1/1986	10/31/1993	PL	156.25	E	PDO
1012	MATL	11/1/1986	.	PL	156.3	E	PDO
1013	CRIM POSS COMP RELATED MATL	11/1/1986	.	PL	156.35	E	PDO
1014	WELFARE FRAUD 4TH	11/1/1995	.	PL	158.1	E	PDO
1015	WELFARE FRAUD 3RD	11/1/1995	.	PL	158.15	D	PDO
1016	WELFARE FRAUD 2ND	11/1/1995	.	PL	158.2	C	PDO
1022	CRIM POSS BENEFIT CARD 2ND	11/1/1995	.	PL	158.45	D	PDO
1023	CRIM POSS BENEFIT CARD 3RD	11/1/1995	.	PL	158.4	E	PDO
1031	COMPUTER TAMPERING 1ST	11/1/1993	.	PL	156.27	C	PDO
1032	COMP TAMP-2ND:DEST DATA >\$3000	11/1/1993	.	PL	156.26	D	PDO
1033	COMPUTER TAMPERING 3RD	11/1/1993	.	PL	156.25	E	PDO
1301	GRAND LARCENY - AUTO 1ST	9/1/1967	10/31/1986	PL	155.4	C	PDO
1302	GRAND LARCENY - AUTO 2ND	9/1/1967	10/31/1996	PL	155.35	D	PDO
1303	GRAND LARCENY - AUTO 3RD	9/1/1967	10/31/1996	PL	155.3	E	PDO
1304	UNAUTH USE OF MV 1ST	9/1/1982	.	PL	165.08	D	PDO
1305	UNAUTH USE OF MV 2ND	9/1/1982	.	PL	165.06	E	PDO
1306	AUTO STRIPPING 1ST	11/1/1984	10/31/1996	PL	165.1	E	PDO
1307	GRAND LARCENY - AUTO 1ST	11/1/1986	.	PL	155.42	B	PDO
1308	GRAND LARCENY - AUTO 2ND	11/1/1986	.	PL	155.4	C	PDO
1309	GRAND LARCENY - AUTO 3RD	11/1/1986	.	PL	155.35	D	PDO
1310	GRAND LARCENY - AUTO 4TH	11/1/1986	.	PL	155.3	E	PDO
1311	AUTO STRIPPING 1ST	11/1/1996	.	PL	165.11	D	PDO
1312	AUTO STRIPPING 2ND	11/1/1996	.	PL	165.1	E	PDO
1401	CRIM POSS STOLEN PROP 1ST	9/1/1967	10/31/1986	PL	165.5	D	PDO
1402	CRIM POSS STOLEN PROP 2ND	9/1/1967	10/31/1986	PL	165.45	E	PDO
1404	UNLAW USE SECRET SCIENCE MAT	9/1/1967	.	PL	165.07	E	PDO
1405	CRIM POSS STOLEN PROP 1ST	11/1/1986	.	PL	165.54	B	PDO
1406	CRIM POSS STOLEN PROP 2ND	11/1/1986	.	PL	165.52	C	PDO
1407	CRIM POSS STOLEN PROP 3RD	11/1/1986	.	PL	165.5	D	PDO
1408	CRIM POSS STOLEN PROP 4TH	11/1/1986	.	PL	165.45	E	PDO
1411	TRADEMARK COUNTERFEITING 1ST	11/1/1992	.	PL	165.73	C	PDO
1412	TRADEMARK COUNTERFEITING 2ND	11/1/1992	.	PL	165.72	E	PDO
1413	POSS SKIMMER DEVICE 1ST	11/1/2008	.	PL	190.86	E	PDO
1414	IMMIGRANT ASSISTANCE FRAUD 1ST	2/2/2015	.	PL	190.89	E	PDO
1501	TAMPER WITH PUBLIC REC 1ST	9/1/1967	.	PL	175.25	D	PDO
1502	FALSIFY BUSINESS RECORDS 1ST	9/1/1967	.	PL	175.1	E	PDO
1503	OFFER FALSE INST FILING 1ST	9/1/1967	.	PL	175.35	E	PDO
1504	ISSUING A FALSE CERTIFICATE	9/1/1967	.	PL	175.4	E	PDO
1505	CRIM USURY 2ND	9/1/1976	.	PL	190.4	E	PDO
1506	UNLAW CONCEALING A WILL	9/1/1967	.	PL	190.3	E	PDO
1515	CRIM IMPERSONATION 1ST	9/1/1980	.	PL	190.26	E	PDO
1520	CRIM USURY 1ST	9/1/1976	.	PL	190.42	C	PDO
1521	SCHEME TO DEFRAUD 1ST	1/1/1977	.	PL	190.65	E	PDO
1525	FAIL TO REG AS BROKER/ADVISOR	10/1/1959	.	GB	359-E	E	PDO
1526	CRIM USE ACCESS DEVICE 1ST	11/1/1996	.	PL	190.76	E	PDO



Crime Code	Crime Description	Effective Date	Repeal Date	Legal	Authority	Crime Class	Crime Type
1527	IDENTITY THEFT 1ST	11/1/2002	.	PL	190.8	D	PDO
1528	IDENTITY THEFT 2ND	11/1/2002	.	PL	190.79	E	PDO
1529	UNLAW POSS PERSONAL ID 1ST	11/1/2002	.	PL	190.83	D	PDO
1530	UNLAW POSS PERSONAL ID 2ND	11/1/2002	.	PL	190.82	E	PDO
1531	MONEY LAUNDERING 1ST	11/1/2000	.	PL	470.2	B	PDO
1532	MONEY LAUNDERING 2ND	11/1/2000	.	PL	470.15	C	PDO
1533	MONEY LAUNDERING 3RD	11/1/2000	.	PL	470.1	D	PDO
1534	MONEY LAUNDERING 4TH	11/1/2000	.	PL	470.05	E	PDO
1535	MONEY LAUNDER-SUPPORT TERROR 1	7/23/2004	.	PL	470.24	B	PDO
1536	MONEY LAUNDER-SUPPORT TERROR 2	7/23/2004	.	PL	470.23	C	PDO
1537	MONEY LAUNDER-SUPPORT TERROR 3	7/23/2004	.	PL	470.22	D	PDO
1538	MONEY LAUNDER-SUPPORT TERROR 4	7/23/2004	.	PL	470.21	E	PDO
1539	OBSTRUCT GOVT ADMIN:SPRAY DEV	11/1/1996	.	PL	195.08	D	PDO
1540	INSURANCE FRAUD 1ST	11/1/1981	10/31/1986	PL	176.2	D	PDO
1541	INSURANCE FRAUD 2ND	11/1/1981	10/31/1986	PL	176.15	E	PDO
1543	MISUSE FOOD STMP:VALUE>\$50,000	9/1/1967	.	SW	147	C	PDO
1544	INSURANCE FRAUD 1ST	11/1/1986	.	PL	176.3	B	PDO
1545	INSURANCE FRAUD 2ND	11/1/1986	.	PL	176.25	C	PDO
1546	INSURANCE FRAUD 3RD	11/1/1986	.	PL	176.2	D	PDO
1547	INSURANCE FRAUD 4TH	11/1/1986	.	PL	176.15	E	PDO
1549	DEFRAUDING THE GOVERNMENT	11/1/1986	.	PL	195.2	E	PDO
1550	ENTERPRISE CORRUPTION	11/1/1986	.	PL	460.2	B	PDO
1551	FALSE RETURN - CORPORATE TAXES	11/1/1985	4/6/2009	TAX	1805	E	PDO
1552	FRAUD IN SALE OF SECURITIES	9/1/1982	.	GB	352-C	E	PDO
1553	UNAUTH PRACTICE OF PROFESSION	8/23/1976	.	ED	6512	E	PDO
1554	FALSE TAX RETURN - PERSONAL	11/1/1985	4/6/2009	TAX	1804	E	PDO
1555	REPEAT FAILURE:FILE PERSNL TAX	11/1/1985	4/6/2009	TAX	1802	E	PDO
1556	MONEY LAUNDERING 1ST	11/1/1988	10/31/2000	PL	470.15	D	PDO
1557	MONEY LAUNDERING 2ND	11/1/1988	10/31/2000	PL	470.1	E	PDO
1558	MISUSE FOOD STAMPS	9/1/1967	.	SW	147	E	PDO
1559	CONTRACTS FOR MONOPOLY	7/1/1975	.	GB	341	E	PDO
1560	MOTOR FUEL TAX-FELONY	11/1/1985	.	TAX	1812	E	PDO
1561	REPEATED FAILURE TO FILE CORP	11/1/1985	.	TAX	1803	E	PDO
1562	CIG TAX-POSS/TRANS>20K ILL CIG	11/14/2000	.	TAX	1814	E	PDO
1563	LIEN LAW	9/1/1967	.	LL	079-A	D	PDO
1564	UNAUTH COMM TO SOLICIT CONTRIB	9/1/1967	.	EL	14-126	E	PDO
1565	CIG TAX-ATT TO EVADE OR DEFEAT	11/1/1985	.	TAX	1814	E	PDO
1566	CIG TAX-POSS/TRANS>30K ILL CIG	4/7/2009	.	TAX	1814	D	PDO
1567	MED ASSIST PROV PROH PRACTICES	11/1/1998	.	SW	366	E	PDO
1568	POSS/TRANS 10K+ UNSTAMPED CIGS	4/7/2009	.	TAX	1814	E	PDO
1569	UNLAW INTERFERENCE W/ RR TRAIN	9/1/1978	.	RR	53-E	D	PDO
1570	AGGRAVATED INSURANCE FRAUD 4TH	10/9/1996	.	PL	176.35	D	PDO
1571	RESIDENTIAL MORTGAGE FRAUD 1ST	11/1/2008	.	PL	187.25	B	PDO
1572	RESIDENTIAL MORTGAGE FRAUD 2ND	11/1/2008	.	PL	187.2	C	PDO
1573	UNLAW PRACTICE LAW W/O LICENSE	11/1/2013	.	JUD	485-A	E	PDO
1574	LIFE SETTLEMENT FRAUD 2ND	5/18/2010	.	PL	176.6	C	PDO
1575	HEALTH CARE FRAUD 1ST	11/1/2006	.	PL	177.25	B	PDO
1576	HEALTH CARE FRAUD 2ND	11/1/2006	.	PL	177.2	C	PDO
1578	HEALTH CARE FRAUD 4TH	11/1/2006	.	PL	177.1	E	PDO
1579	CONCEALMENT OF A HUMAN CORPSE	11/22/2015	.	PL	195.02	E	PDO
1580	FALSE RETURNS/REPORTS NYC	1/1/1985	.	AC	Nov-04	E	PDO
1581	LEGISLATOR RECEIVING BRIBE	9/1/1967	.	POL	76	D	PDO
1582	UNLAW FEE PAYMT LEG OFF EMPLOY	9/1/1967	.	POL	77	E	PDO

Crime Code	Crime Description	Effective Date	Repeal Date	Legal	Authority	Crime Class	Crime Type
1590	FRAUDULENT PRACTICES	9/1/1967	.	WC	114	E	PDO
1591	CRIMINAL TAX FRAUD 1ST	4/7/2009	.	TAX	1806	B	PDO
1592	CRIMINAL TAX FRAUD 2ND	4/7/2009	.	TAX	1805	C	PDO
1593	CRIMINAL TAX FRAUD 3RD	4/7/2009	.	TAX	1804	D	PDO
1594	CRIMINAL TAX FRAUD 4TH	4/7/2009	.	TAX	1803	E	PDO
1595	FAIL TO FILE INCOME TAX	8/11/2010	.	TAX	1808	E	PDO
1600	FORGERY 1ST	9/1/1967	.	PL	170.15	C	PDO
1601	CRIM POSS FORGED INST 1ST	9/1/1967	.	PL	170.3	C	PDO
1602	FORGERY 2ND	9/1/1967	.	PL	170.1	D	PDO
1603	CRIM POSS FORGED INST 2ND	9/1/1967	.	PL	170.25	D	PDO
1604	CRIM POSS FORGERY DEVICES	9/1/1967	.	PL	170.4	D	PDO
1608	UNLAW USING SLUGS 1ST	9/1/1967	.	PL	170.6	E	PDO
1609	FORGERY OF VEHICLE ID. NUMBER	4/1/1971	.	PL	170.65	E	PDO
1610	ILLEGAL POSS VEH ID NO PLATE	4/1/1971	.	PL	170.7	E	PDO
1612	AGGRAVATED IDENTITY THEFT	11/4/2008	.	PL	190.80-A	D	PDO
1700	ARSON 1ST	9/1/1971	.	PL	150.2	A	VFO
1701	ARSON 2ND	9/1/1971	.	PL	150.15	B	VFO
1702	ARSON 3RD	9/1/1971	.	PL	150.1	C	CVO
1703	ARSON 4TH	9/1/1971	.	PL	150.05	E	CVO
1711	AGGRAVATED USE PYROTECHNICS 1	11/1/2003	.	PL	405.18	D	VFO
1801	PROM PROSTITUTION 1ST	9/1/1978	.	PL	230.32	B	PDO
1802	PROM PROSTITUTION 2ND	9/1/1978	.	PL	230.3	C	PDO
1803	PROM PROSTITUTION 3RD	9/1/1978	.	PL	230.25	D	PDO
1807	PATRONIZING A PROSTITUTE 1ST	9/1/1978	.	PL	230.06	D	CVO
1808	PATRONIZING A PROSTITUTE 2ND	9/1/1978	.	PL	230.05	E	PDO
1814	COMPELLING PROSTITUTION	11/1/2005	.	PL	230.33	B	PDO
1815	SEX TRAFFICKING	11/1/2007	.	PL	230.34	B	PDO
1816	SEX TRAFFICKING SUB 5A, 5B	1/19/2016	.	PL	230.34	B	VFO
1821	AGGRAVATED PATRONIZING MINOR 1	1/19/2016	.	PL	230.13	B	PDO
1822	AGGRAVATED PATRONIZING MINOR 2	1/19/2016	.	PL	230.12	D	PDO
1823	AGGRAVATED PATRONIZING MINOR 3	1/19/2016	.	PL	230.11	E	PDO
1901	SODOMY 1ST	9/1/1967	10/31/2003	PL	130.5	B	VFO
1902	SODOMY 2ND	9/1/1967	10/31/2003	PL	130.45	D	CVO
1903	SODOMY 3RD	9/1/1967	10/31/2003	PL	130.4	E	CVO
1905	SEXUAL ABUSE 1ST	9/1/1967	.	PL	130.65	D	VFO
1907	INCEST	9/1/1967	10/31/2006	PL	255.25	E	CVO
1910	AGGRAVATED SEXUAL ABUSE	9/1/1978	10/31/1988	PL	130.7	B	VFO
1911	AGGRAVATED SEXUAL ABUSE 1ST	11/1/1988	.	PL	130.7	B	VFO
1912	AGGRAVATED SEXUAL ABUSE 2ND	11/1/1988	.	PL	130.67	C	VFO
1913	AGGRAVATED SEXUAL ABUSE 3RD	11/1/1996	.	PL	130.66	D	VFO
1914	COURSE SEX CONDUCT-CHILD 1ST	8/1/1996	.	PL	130.75	B	VFO
1915	COURSE SEX CONDUCT-CHILD 2ND	8/1/1996	.	PL	130.8	D	VFO
1916	FEMALE GENITAL MUTILATION	11/1/1997	.	PL	130.85	E	CVO
1917	PERSISTENT SEXUAL ABUSE	2/1/2001	.	PL	130.53	E	VFO
1918	FACILITATE SEX OFF/CONTROL SUB	2/1/2001	4/12/2007	PL	130.9	D	PDO
1919	AGGRAVATED SEXUAL ABUSE 4TH	2/1/2001	.	PL	130.65-A	E	PDO
1920	AGGRAVATED SEXUAL ABUSE 4TH	4/13/2007	.	PL	130.65-A	E	VFO
1921	CRIM SEXUAL ACT 1ST	11/1/2003	.	PL	130.5	B	VFO
1922	CRIM SEXUAL ACT 2ND	11/1/2003	4/12/2007	PL	130.45	D	CVO
1923	CRIM SEXUAL ACT 3RD	11/1/2003	.	PL	130.4	E	CVO
1924	PREDATORY SEXUAL ASSAULT	6/23/2006	.	PL	130.95	A	VFO
1925	PRED SEX ASSAULT AGAINST CHILD	6/23/2006	.	PL	130.96	A	VFO
1926	INCEST 1ST	11/1/2006	.	PL	255.27	B	VFO
1927	INCEST 2ND	11/1/2006	.	PL	255.26	D	CVO
1928	INCEST 3RD	11/1/2006	.	PL	255.25	E	CVO
1929	CRIM SEXUAL ACT 2ND	4/13/2007	.	PL	130.45	D	VFO

Crime Code	Crime Description	Effective Date	Repeal Date	Legal	Authority	Crime Class	Crime Type
1930	FORCIBLE TOUCHING	2/1/2001	.	PL	130.52	A	CVO
1938	FACILITATE SEX OFF/CONTROL SUB	4/13/2007	.	PL	130.9	D	VFO
1959	SELL/ISSUE NY INSTRMNT W/O LIC	9/1/1967	.	BL	650	E	PDO
2000	CRIM SALE DANGEROUS DRUG 1ST	9/1/1969	8/31/1973	PL	220.44	A	PDO
2001	CRIM SALE DANGEROUS DRUG 3RD	9/1/1967	9/1/1969	PL	220.3	D	PDO
2003	CRIM POSS DANGEROUS DRUG 5TH	9/1/1969	8/31/1983	PL	220.1	E	PDO
2004	CRIM POSS DANGEROUS DRUG 2ND	9/1/1969	8/31/1973	PL	220.22	B	PDO
2005	CRIM POSS DANGEROUS DRUG 3RD	9/1/1967	8/31/1969	PL	220.2	E	PDO
2006	CRIM POSS DANGEROUS DRUG 3RD	9/1/1969	8/31/1973	PL	220.2	C	PDO
2007	CRIM POSS DANGEROUS DRUG 1ST	4/24/1970	8/31/1973	PL	220.23	A	PDO
2008	USE OF DRUG PARAPHERNALIA 1ST	9/1/1967	.	PL	220.55	D	PDO
2010	CRIM INJECT OF A NARC DRUG	9/1/1971	.	PL	220.46	E	PDO
2011	IMIT CONTROL SUBS-2ND VIOL	9/1/1982	.	PHL	3383	E	PDO
2012	CRIM POSS PRECURSORS	9/1/1973	.	PL	220.6	E	PDO
2013	CRIM SALE CONTR SUBSTANCE 1ST	9/1/1973	.	PL	220.43	A	PDO
2014	CRIM POSS CONTR SUBSTANCE 1ST	9/1/1973	.	PL	220.21	A	PDO
2015	CRIM SALE CONTR SUBSTANCE 2ND	9/1/1973	.	PL	220.41	A	PDO
2016	CRIM POSS CONTR SUBSTANCE 2ND	9/1/1973	.	PL	220.18	A	PDO
2017	CRIM SALE CONTR SUBSTANCE 3RD	9/1/1979	.	PL	220.39	B	PDO
2018	CRIM POSS CONTR SUBSTANCE 3RD	9/1/1979	.	PL	220.16	B	PDO
2019	CRIM SALE CONTR SUBSTANCE 4TH	9/1/1973	8/31/1979	PL	220.37	B	PDO
2020	CRIM POSS CONTR SUBSTANCE 4TH	9/1/1973	8/31/1979	PL	220.12	B	PDO
2021	CRIM SALE CONTR SUBSTANCE 4TH	9/1/1979	.	PL	220.34	C	PDO
2022	CRIM POSS CONTR SUBSTANCE 4TH	9/1/1979	.	PL	220.09	C	PDO
2023	CRIM SALE CONTR SUBSTANCE 5TH	9/1/1979	.	PL	220.31	D	PDO
2024	CRIM POSS CONTR SUBSTANCE 5TH	9/1/1979	.	PL	220.06	D	PDO
2025	CRIM POSS CONTR SUBSTANCE 6TH	9/1/1979	10/31/1985	PL	220.05	E	PDO
2027	CRIM SALE MARIHUANA 1ST	7/29/1977	.	PL	221.55	C	PDO
2028	CRIM POSS MARIHUANA 1ST	7/29/1977	.	PL	221.3	C	PDO
2029	CRIM SALE MARIHUANA 2ND	7/29/1977	.	PL	221.5	D	PDO
2030	CRIM POSS MARIHUANA 2ND	7/29/1977	.	PL	221.25	D	PDO
2031	CRIM SALE MARIHUANA 3RD	7/29/1977	.	PL	221.45	E	PDO
2032	CRIM POSS MARIHUANA 3RD	7/29/1977	.	PL	221.2	E	PDO
2039	CRIM SALE CONTR SUBS - SCHOOL	11/1/1986	.	PL	220.44	B	PDO
2040	CRIM SALE PRESCRIPTION	11/1/1986	.	PL	220.65	C	PDO
2041	CRIM POSS METH MANUF MATERIAL1	10/1/2005	.	PL	220.71	E	PDO
2042	CRIM POSS PRECURSORS OF METH	10/1/2005	.	PL	220.72	E	PDO
2043	UNLAW MANUFACTURE METH 3RD	10/1/2005	.	PL	220.73	D	PDO
2044	UNLAW MANUFACTURE METH 2ND	10/1/2005	.	PL	220.74	C	PDO
2045	UNLAW MANUFACTURE METH 1ST	10/1/2005	.	PL	220.75	B	PDO
2046	UNLAW DISPOSAL METH LAB MAT	10/1/2005	.	PL	220.76	E	PDO
2047	CRIM SALE CONTR SUBS TO CHILD	11/1/2009	.	PL	220.48	B	PDO
2048	OPERATE MAJOR DRUG TRAFFICKER	11/1/2009	.	PL	220.77	A	PDO
2049	USE CHILD COMMIT CONTR SUB OFF	11/1/2006	.	PL	220.28	E	PDO
2091	CRIM SALE DANGEROUS DRUG 3RD	9/1/1969	8/31/1973	PL	220.35	C	PDO
2092	CRIM SALE CONTR SUBSTANCE 3RD	9/1/1973	8/31/1979	PL	220.39	A	PDO
2093	CRIM POSS CONTR SUBSTANCE 3RD	9/1/1973	8/31/1979	PL	220.16	A	PDO
2094	CRIM SALE DANGEROUS DRUG 2ND	9/1/1969	8/31/1973	PL	220.4	B	PDO
2095	CRIM POSS DANGEROUS DRUG 2ND	9/1/1967	9/1/1969	PL	220.15	D	PDO
2096	CRIM SALE DANGEROUS DRUG 2ND	9/1/1967	8/31/1969	PL	220.35	C	PDO
2097	CRIM POSS DANGEROUS DRUG 4TH	9/1/1969	8/31/1973	PL	220.15	D	PDO
2098	CRIM POSS CONTR SUBSTANCE 6TH	9/1/1973	8/31/1979	PL	220.06	D	PDO
2099	CRIM SALE DANGEROUS DRUG 4TH	9/1/1969	8/31/1973	PL	220.3	D	PDO
2100	CRIM POSS WEAP 1ST	9/1/1974	.	PL	265.04	B	VFO
2101	CRIM POSS WEAP 3RD SUB 4-8 VFO	9/1/1974	.	PL	265.02	D	VFO
2102	MFG/TRANS/ETC DANGEROUS WEAPON	9/1/1967	.	PL	265.1	D	CVO
2103	PROHIBITED USE OF WEAPONS	9/1/1967	.	PL	265.35	D	CVO
2104	PROHIBITED USE OF WEAPONS	9/1/1974	.	PL	265.35	E	CVO

Crime Code	Crime Description	Effective Date	Repeal Date	Legal	Authority	Crime Class	Crime Type
2108	CRIM POSS WEAP 2ND	9/1/1978	.	PL	265.03	C	VFO
2109	POSS DANGEROUS WEAPON	9/1/1967	8/31/1974	PL	265.05	D	VFO
2111	CRIM POSS WEAP 3RD SUB 1,2,3	9/1/1974	.	PL	265.02	D	CVO
2112	AGGRAVATED CRIM POSS WEAPON	3/16/2013	.	PL	265.19	C	VFO
2113	CRIM POSS WEAP 3RD SUB 9,10	3/16/2013	.	PL	265.02	D	VFO
2115	CRIM POSS FIREARM	3/16/2013	.	PL	265.01-B	E	CVO
2116	CRIM SALE FIREARM 3RD	12/21/2005	.	PL	265.11	D	VFO
2117	CRIM SALE FIREARM 1ST	11/1/1999	.	PL	265.13	B	VFO
2118	CRIM SALE FIREARM 2ND	11/1/1999	.	PL	265.12	C	VFO
2119	CRIM SALE OF FIREARM 3 PRE-06	11/1/1999	12/20/2005	PL	265.11	D	CVO
2120	CRIM SALE FIREARM/AID OF MINOR	11/1/1999	.	PL	265.14	C	VFO
2121	CRIM USE OF FIREARMS 1ST	8/12/1980	.	PL	265.09	B	VFO
2122	CRIM USE OF FIREARMS 2ND	8/12/1980	.	PL	265.08	C	VFO
2123	CRIM SALE FIREARM 1ST	8/12/1980	10/31/1991	PL	265.12	D	VFO
2124	CRIM SALE FIREARMS 2ND	8/12/1980	10/31/1991	PL	265.11	E	CVO
2125	UNLAW WEARING BODY VEST	11/1/1984	.	PL	270.2	E	CVO
2126	POSS EXPLOSIVES W/O LIC	9/1/1984	.	LAB	458	D	PDO
2127	CRIM SALE FIREARM 1ST	11/1/1991	10/31/1999	PL	265.13	C	VFO
2128	CRIM SALE FIREARM 2ND	11/1/1991	10/31/1999	PL	265.12	D	VFO
2129	CRIM SALE FIREARM 3RD	11/1/1991	10/31/1999	PL	265.11	E	CVO
2130	CRIM SALE FIREARM/AID OF MINOR	11/1/1991	10/31/1999	PL	265.14	D	VFO
2131	ILGL STORAGE OF EXPLOSIVES	9/1/1984	.	LAB	453	E	PDO
2132	ILGL CONSTR/MAINT OF MAGAZINE	9/1/1984	.	LAB	454	E	PDO
2133	CRIM POSS WEAPON SCHOOL GRDS	3/16/2013	.	PL	265.01-A	E	CVO
2140	CRIM SALE FIREARM TO A MINOR	11/1/1999	.	PL	265.16	C	CVO
2141	FLEE OFFICER IN MOTOR VEH 2ND	11/1/2006	.	PL	270.3	E	CVO
2142	FLEE OFFICER IN MOTOR VEH 1ST	11/1/2006	.	PL	270.35	D	CVO
2143	CRIM PURCHASE/DISPOSAL WEAPON	3/16/2013	.	PL	265.17	D	CVO
2202	DWI:ALCOHOL/DRUGS-2ND OFFENSE	11/1/1988	.	VTL	1192	E	PDO
2203	DWI:ALCOHOL/DRUGS-3RD OFFENSE	11/1/1996	.	VTL	1192	D	PDO
2204	AGG DWI:1 PRIOR CONV-10 YRS	11/1/2006	.	VTL	1192	E	PDO
2205	AGG DWI:2 PRIOR CONV-10 YRS	11/1/2006	.	VTL	1192	D	PDO
2206	AGG DWI:W/CHILD	12/18/2009	.	VTL	1192	E	PDO
2207	AGG DWI:W/CHILD-2ND OFFENSE	12/18/2009	.	VTL	1192	D	PDO
2300	OBSCENITY 2ND	9/1/1982	.	PL	235.06	E	PDO
2301	OBSCENITY 1ST	9/1/1982	.	PL	235.07	D	PDO
2302	DISSEM INDECENT MAT TO MINORS	9/1/1969	10/31/1996	PL	235.21	E	PDO
2306	DISSEM INDECENT MAT MINOR 1ST	11/1/1996	.	PL	235.22	D	PDO
2307	DISSEM INDECENT MAT MINOR 2ND	11/1/1996	.	PL	235.21	E	PDO
2400	ABANDONMENT OF CHILD	9/1/1967	.	PL	260	E	CVO
2402	NON-SUPPORT CHILD 1ST	9/1/1997	.	PL	260.06	E	PDO
2501	USE OF CHILD IN A SEXUAL PERF	11/9/1977	.	PL	263.05	C	CVO
2502	PROM OBSCENE SEX PERF BY CHILD	11/9/1977	.	PL	263.1	D	CVO
2503	PROM SEXUAL PERF BY A CHILD	11/9/1977	.	PL	263.15	D	CVO
2505	ENDANGER INCOMPETENT 1ST	1/13/2013	.	PL	260.25	E	CVO
2507	POSS OBSCENE SEX PERF BY CHILD	11/1/1996	.	PL	263.11	E	CVO
2508	POSS A SEX PERF BY A CHILD	11/1/1996	.	PL	263.16	E	CVO
2509	FACILITATE SEX PERFRM BY CHILD	11/1/2008	.	PL	263.3	B	CVO
2511	ENDANGER VUL/ELDER 1ST	11/1/1998	.	PL	260.34	D	CVO
2512	ENDANGER VUL/ELDER 2ND	11/1/1998	.	PL	260.32	E	CVO
2600	MFG/SALE ILLICIT ALC BEV SUBSQ	9/1/1967	.	ABC	155	E	PDO
2705	ANIMAL FIGHTING	11/1/1984	.	AM	351	E	PDO
2706	THEFT OF SERVICES	11/1/1992	.	PL	165.15	E	PDO
2802	DRIV IMP/DRUGS-2ND OFFENSE	11/1/1988	.	VTL	1192	E	PDO
2803	DRIV IMP/DRUGS - 3RD OFFENSE	11/1/2006	.	VTL	1192	D	PDO
2903	LV SCENE OF ACC W/O REPORTING	9/1/1980	.	VTL	600	E	PDO
2904	AGG UNLIC OPER MV 1ST OFFENSE	11/1/1985	.	VTL	511	E	PDO
2905	UNLICENSED VEHICLE DISMANTLING	11/1/1984	10/31/1996	PL	165.1	E	PDO

Crime Code	Crime Description	Effective Date	Repeal Date	Legal	Authority	Crime Class	Crime Type
2906	SELL MV/TRLR/PART W/CHANG NUMB	7/27/1983	.	VTL	421	E	PDO
2907	MAKE FALSE REPORT RE STOLEN MV	9/1/1967	.	VTL	426	E	PDO
2908	OFFENSES RE CERT OF TITLE	7/1/1972	.	VTL	2130	E	PDO
2909	UNLAW VEHICLE DISMANTLER	9/1/1980	.	VTL	0415-A	E	PDO
2910	LV SCENE OF ACCIDENT - DEATH	11/1/2005	.	VTL	600	D	PDO
3009	FALSELY REPORTING INCIDENT 1ST	9/1/1977	9/16/2001	PL	240	E	PDO
3010	PLACING FALSE BOMB 1ST	12/1/1999	9/16/2001	PL	240.62	E	PDO
3011	FALSELY REPORTING INCIDENT 1ST	9/17/2001	.	PL	240.6	D	VFO
3012	FALSELY REPORTING INCIDENT 2ND	9/17/2001	.	PL	240.55	E	VFO
3013	AGGRAVATED HARASSMENT 1ST	9/1/1982	.	PL	240.31	E	PDO
3014	CRIM NUISANCE 1ST	11/1/1989	.	PL	240.46	E	PDO
3015	AGG HAR:EMPLOYEE BY INMATE	6/7/1996	.	PL	240.32	E	PDO
3016	PLACING FALSE BOMB	9/17/2001	.	PL	240.63	D	VFO
3017	PLACE FALSE BOMB 1ST	9/17/2001	.	PL	240.62	D	VFO
3018	PLACE FALSE BOMB 2ND	9/17/2001	.	PL	240.61	E	VFO
3019	AGGRAVATED FAMILY OFFENSE HINDER PROSECUTION TERRORISM	1/23/2013	.	PL	240.75	E	PDO
3021	1 HINDER PROSECUTION TERRORISM	9/17/2001	.	PL	490.35	B	VFO
3022	2	9/17/2001	.	PL	490.3	C	VFO
3023	SUPPORT ACT OF TERRORISM 1ST	9/17/2001	.	PL	490.15	C	VFO
3024	SUPPORT ACT OF TERRORISM 2ND	9/17/2001	.	PL	490.1	D	VFO
3025	MAKE TERRORISTIC THREAT	9/17/2001	.	PL	490.2	D	VFO
3031	CRIM USE CHEM/BIOL WEAPON 1ST	7/27/2004	.	PL	490.55	A	VFO
3032	CRIM USE CHEM/BIOL WEAPON 2ND	7/27/2004	.	PL	490.5	A	VFO
3033	CRIM USE CHEM/BIOL WEAPON 3RD	7/27/2004	.	PL	490.47	B	VFO
3034	CRIM POSS CHEM/BIOL WEAPON 1ST	7/27/2004	.	PL	490.45	A	VFO
3035	CRIM POSS CHEM/BIOL WEAPON 2ND	7/27/2004	.	PL	490.4	B	VFO
3036	CRIM POSS CHEM/BIOL WEAPON 3RD	7/27/2004	.	PL	490.37	C	VFO
3301	PROM GAMB LOTT/POLICY 1ST	9/1/1967	.	PL	225.1	E	PDO
3302	PROM GAMB BOOKMAKING 1ST	9/1/1967	.	PL	225.1	E	PDO
3303	POSS GAMB RCDS LOTT/POLICY 1ST	9/1/1967	.	PL	225.2	E	PDO
3304	POSS GAMB RCDS BOOKMAKING 1ST	9/1/1967	.	PL	225.2	E	PDO
3401	CRIM MISCHIEF 2ND	9/1/1971	.	PL	145.1	D	PDO
3402	CRIM MISCHIEF 3RD	9/1/1971	.	PL	145.05	E	PDO
3404	CRIM TAMPERING 1ST	9/1/1967	.	PL	145.2	D	PDO
3406	CRIM MISCHIEF 1ST	9/1/1971	.	PL	145.12	B	PDO
3409	TAMPER WITH CONSUMER PROD 1ST	11/1/1986	.	PL	145.45	E	PDO
3410	CEMETERY DESECRATION 1ST	11/1/1997	.	PL	145.23	E	PDO
3501	CRIM TRESPASS 1ST	9/1/1969	.	PL	140.17	D	PDO
3601	UNLAW POSS MEDICAL WASTE 1ST UNLAW POSS HAZARDOUS WASTE	7/7/1989	.	ECL	71-4404	E	PDO
3602	2ND	7/21/1981	.	ECL	71-2707	E	PDO
3603	WILLFULLY SETS FOREST FIRE	9/1/1972	.	ECL	09-1105	E	PDO
3604	ENDANGER PUB HLTH/SFTY/ENVRT 3	11/1/1986	.	ECL	71-2712	E	PDO
3605	UNLAW RELEASE MED WASTE 2ND	7/22/1989	.	ECL	71-4407	E	PDO
3606	RELEASE OF SOLID WASTE 2ND OFF	1/1/1996	.	ECL	71-2703	E	PDO
3607	ENDANGER PUB HLTH/SFTY/ENVRT 1	11/1/1986	.	ECL	71-2714	C	PDO
3608	ENDANGER PUB HLTH/SFTY/ENVRT 2	11/1/1986	.	ECL	71-2713	D	PDO
3901	ESCAPE 1ST	9/1/1967	.	PL	205.15	D	PDO
3902	ESCAPE 2ND	9/1/1967	.	PL	205.1	E	PDO
3904	ABSCOND FROM TEMP RELEASE 1ST	6/21/1972	.	PL	205.17	E	PDO
3907	PROM PRISON CONTRABAND 1ST	9/1/1967	.	PL	205.25	D	PDO
3909	HINDERING PROSECUTION 1ST	9/1/1967	.	PL	205.65	D	PDO
3910	HINDERING PROSECUTION 2ND	9/1/1967	.	PL	205.6	E	PDO
3912	ABSCOND COMMUNITY TREAT FAC	7/24/1986	.	PL	205.19	E	PDO
4001	KIDNAPPING 1ST	9/1/1967	.	PL	135.25	A	VFO
4002	KIDNAPPING 2ND	9/1/1967	.	PL	135.2	B	VFO
4003	UNLAW IMPRISONMENT 1ST	9/1/1967	.	PL	135.1	E	CVO



Crime Code	Crime Description	Effective Date	Repeal Date	Legal	Authority	Crime Class	Crime Type
4004	CUSTODIAL INTERFERENCE 1ST	9/1/1967	.	PL	135.5	E	CVO
4005	SUBSTITUTION OF CHILDREN	9/1/1967	.	PL	135.55	E	CVO
4006	COERCION 1ST	9/1/1967	.	PL	135.65	D	CVO
4010	BODY STEALING	9/1/1967	10/31/2006	PHL	4216	E	PDO
4011	BODY STEALING	11/1/2006	.	PHL	4216	D	PDO
4012	OPENING GRAVES	11/1/1997	10/31/2006	PHL	4218	E	PDO
4013	UNLAWFUL DISSECTION HUMAN BODY	11/1/2006	.	PHL	4210-A	E	PDO
4020	LABOR TRAFFICKING	11/1/2007	.	PL	135.35	D	CVO
4023	LABOR TRAFFICKING SUB 3A, 3B	1/19/2016	.	PL	135.35	D	VFO
4200	AGGRAVATED CRIM CONTEMPT	9/1/1996	.	PL	215.52	D	PDO
4201	BAIL JUMPING 2ND	9/8/1983	.	PL	215.56	E	PDO
4202	TAMPER WITH PHYS EVIDENCE	9/1/1967	.	PL	215.4	E	PDO
4203	CRIM CONTEMPT 1ST	9/1/1972	.	PL	215.51	E	PDO
4204	UNLAW GRAND JURY DISCLOSURE	7/19/1977	.	PL	215.7	E	PDO
4215	TAMPER WITH A WITNESS 3RD	9/1/1982	.	PL	215.11	E	PDO
4216	TAMPER WITH A WITNESS 1ST	9/1/1982	.	PL	215.13	B	PDO
4217	TAMPER WITH A WITNESS 2ND	9/1/1982	.	PL	215.12	D	PDO
4218	BAIL JUMPING 1ST	9/8/1983	.	PL	215.57	D	PDO
4300	BIGAMY	9/1/1967	.	PL	255.15	E	PDO
4601	PERJURY 1ST	9/1/1967	.	PL	210.15	D	PDO
4602	PERJURY 2ND	9/1/1967	.	PL	210.1	E	PDO
4603	MAKE APP SWORN FALSE STATE 1ST	9/1/1967	.	PL	210.4	E	PDO
4800	BRIBERY 2ND	9/1/1973	10/31/1986	PL	200	D	PDO
4801	BRIBERY 1ST	9/1/1973	.	PL	200.04	B	PDO
4802	BRIBE REC 1ST	9/1/1973	.	PL	200.12	B	PDO
4803	REWARDING OFF. MISCONDUCT 1ST	9/1/1973	.	PL	200.22	C	PDO
4804	BRIBE REC 2ND	9/1/1973	10/31/1986	PL	200.1	D	PDO
4805	REC REWARD OFF MISCONDUCT 1ST	9/1/1973	.	PL	200.27	C	PDO
4806	REWARDING OFF. MISCONDUCT 2ND	9/1/1973	.	PL	200.2	E	PDO
4807	REC REWARD OFF MISCONDUCT 2ND	9/1/1973	.	PL	200.25	E	PDO
4808	BRIBE REC BY A JUROR	9/1/1967	.	PL	215.2	D	PDO
4809	BRIBE REC BY A WITNESS	9/1/1967	.	PL	215.05	D	PDO
4810	BRIBING A JUROR	11/1/1985	.	PL	215.19	D	PDO
4811	BRIBING A WITNESS	9/1/1967	.	PL	215	D	PDO
4812	SPORTS BRIBING	9/1/1967	.	PL	180.4	D	PDO
4813	SPORTS BRIBE RECEIVING	9/1/1967	.	PL	180.45	E	PDO
4814	COMMERCIAL BRIBING 1ST	9/1/1983	.	PL	180.03	E	PDO
4815	COMMERCIAL BRIBE REC 1ST	9/1/1983	.	PL	180.08	E	PDO
4818	BRIBING A LABOR OFFICIAL	9/1/1967	.	PL	180.15	D	PDO
4819	BRIBE REC BY A LABOR OFFICIAL	9/1/1967	.	PL	180.25	D	PDO
4820	BRIBE GIVING FOR PUBLIC OFFICE	9/1/1967	.	PL	200.45	D	PDO
4821	BRIBE REC FOR PUBLIC OFFICE	9/1/1967	.	PL	200.5	D	PDO
4826	TAMPER WITH SPORTS CONTEST 1ST	9/26/1982	.	PL	180.51	E	PDO
4827	IMP INTGRTY PARIMUTUEL BET 2ND	9/26/1982	.	PL	180.52	E	PDO
4828	IMP INTGRTY PARIMUTUEL BET 1ST	9/26/1982	.	PL	180.53	D	PDO
4829	INTIMIDATE VICTIM/WITNESS 2ND	11/1/1985	.	PL	215.16	D	VFO
4830	INTIMIDATE VICTIM/WITNESS 3RD	11/1/1985	.	PL	215.15	E	PDO
4831	BRIBERY 2ND	11/1/1986	.	PL	200.03	C	PDO
4832	BRIBERY 3RD	11/1/1986	.	PL	200	D	PDO
4833	BRIBE REC 2ND	11/1/1986	.	PL	200.11	C	PDO
4834	BRIBE REC 3RD	11/1/1986	.	PL	200.1	D	PDO
4835	INTIMIDATE VICTIM/WITNESS 1ST	11/1/1985	.	PL	215.17	B	VFO
4842	CORRUPTING THE GOVERNMENT 2ND	4/30/2014	.	PL	496.04	C	PDO
5301	CRIM DIVERSION PRESCRIP 1ST	11/1/1995	.	PL	178.25	C	PDO
5302	CRIM DIVERSION PRESCRIP 2ND	11/1/1995	.	PL	178.2	D	PDO
5303	CRIM DIVERSION PRESCRIP 3RD	11/1/1995	.	PL	178.15	E	PDO

Crime Code	Crime Description	Effective Date	Repeal Date	Legal	Authority	Crime Class	Crime Type
5400	EAVESDROPPING	9/1/1967	.	PL	250.05	E	PDO
5407	UNLAW SURVEILLANCE 1ST	8/11/2003	.	PL	250.5	D	PDO
5408	UNLAW SURVEILLANCE 2ND SUB 1	8/11/2003	.	PL	250.45	E	PDO
5409	UNLAW SURVEILLANCE 2ND(2,3,4)	8/11/2003	.	PL	250.45	E	PDO
5410	DISSEM UNLAW SURV IMAGE 1ST	8/11/2003	.	PL	250.6	E	PDO
6001	RIOT 1ST	9/1/1967	.	PL	240.06	E	PDO
6002	CRIM ANARCHY	9/1/1967	.	PL	240.15	E	PDO
6400	CONSPIRACY 1ST	9/1/1973	8/31/1978	PL	105.15	B	PDO
6401	CONSPIRACY 1ST	9/1/1978	.	PL	105.17	A	VFO
6402	CONSPIRACY 2ND	9/1/1978	.	PL	105.15	B	PDO
6403	CONSPIRACY 3RD	9/1/1978	.	PL	105.13	D	PDO
6404	CONSPIRACY 4TH	9/1/1978	.	PL	105.1	E	PDO
6500	CRIM SOLICITATION 1ST	9/1/1978	.	PL	100.13	C	PDO
6501	CRIM SOLICITATION 2ND	9/1/1978	.	PL	100.1	D	PDO
6502	CRIM SOLICITATION 3RD	9/1/1978	.	PL	100.08	E	PDO
6600	CRIM FACILITATION 1ST	9/1/1978	.	PL	115.08	B	PDO
6601	CRIM FACILITATION 2ND	9/1/1978	.	PL	115.05	C	PDO
6602	CRIM FACILITATION 3RD	9/1/1978	.	PL	115.01	E	PDO
6700	UNAUTH TRANSFER OF RECD SOUND	11/1/1990	.	PL	275.1	E	PDO
6704	FAIL DISCLOSE ORIGIN REC 1ST	11/1/1990	.	PL	275.4	E	PDO
6705	UNAUTH RECORDING 1ST:ADV SALE	11/1/1990	.	PL	275.3	E	PDO
7001	JO - AGG SEXUAL ABUSE 1ST	11/1/1988	.	PL	130.7	B	VFO
7002	JO - ARSON 1ST	9/1/1971	.	PL	150.2	A	VFO
7003	JO - ARSON 2ND	9/1/1971	.	PL	150.15	B	VFO
7004	JO - ASSAULT 1ST	9/1/1967	10/31/1996	PL	120.1	C	VFO
7005	JO - BURGLARY 1ST	9/1/1967	.	PL	140.3	B	VFO
7006	JO - BURGLARY 2ND	9/1/1967	.	PL	140.25	C	VFO
7007	JO - KIDNAPPING 1ST	9/1/1967	.	PL	135.25	A	VFO
7008	JO - MANSLAUGHTER 1ST	9/1/1967	.	PL	125.2	B	VFO
7009	JO - MURDER 2ND	9/1/1974	.	PL	125.25	A	VFO
7010	JO - RAPE 1ST	9/1/1967	.	PL	130.35	B	VFO
7011	JO - ROBBERY 1ST	9/1/1967	.	PL	160.15	B	VFO
7012	JO - ROBBERY 2ND	9/1/1967	.	PL	160.1	C	VFO
7013	JO - SODOMY 1ST	9/1/1967	10/31/2003	PL	130.5	B	VFO
7014	JO - ASSAULT 1ST	11/1/1996	.	PL	120.1	B	VFO
7015	JO - CRIM POSS WEAP 2ND SCHOOL	11/1/1998	.	PL	265.03	C	VFO
7016	JO - CRIM POSS WEAP 3RD SCHOOL	11/1/1998	.	PL	265.02	D	VFO
7017	JO - CRIM SEXUAL ACT 1ST	11/1/2003	.	PL	130.5	B	VFO
8000	YOUTHFUL OFFENDER	11/28/1984	.				PDO
8001	YO - MURDER	11/28/1984	.				VFO
8002	YO - MANSLAUGHTER	11/28/1984	.				VFO
8003	YO - CRIM NEGLIGENT HOMICIDE	11/28/1984	.				CVO
8004	YO - RAPE	11/28/1984	.				VFO
8005	YO - ROBBERY	11/28/1984	.				VFO
8006	YO - ASSAULT	11/28/1984	.				VFO
8007	YO - BURGLARY	11/28/1984	.				VFO
8010	YO - GRAND LARCENY (NOT AUTO)	11/28/1984	.				PDO
8013	YO - GRAND LARCENY (AUTO)	11/28/1984	.				PDO
8014	YO - CRIM POSS STOLEN PROP	11/28/1984	.				PDO
8015	YO - FRAUD	11/28/1984	.				PDO
8016	YO - FORGERY	11/28/1984	.				PDO
8017	YO - ARSON	11/28/1984	.				CVO
8018	YO - PROMOTING PROSTITUTION	11/28/1984	.				PDO
8019	YO - SODOMY / SEXUAL ABUSE	11/28/1984	10/31/2003				VFO
8020	YO - DRUG OFFENSE	11/28/1984	.				PDO
8021	YO - DANGEROUS WEAPONS	11/28/1984	.				VFO
8022	YO - DRIVING WHILE INTOXICATED	11/28/1984	.				PDO

Crime Code	Crime Description	Effective Date	Repeal Date	Legal	Authority	Crime Class	Crime Type
8024	YO - ABANDMNT/NONSUPPORT CHILD	11/28/1984	.				CVO
8026	YO - MFG/SALE ILLICIT ALC BEV	11/28/1984	.				PDO
8028	YO - DRIVING WHILE IMP/DRUGS	11/28/1984	.				PDO
8033	YO - PROG GAMB LOTTERY/POLICY	11/28/1984	.				PDO
8034	YO - CRIMINAL MISCHIEF	11/28/1984	.				PDO
8035	YO - CRIMINAL TRESPASS	11/28/1984	.				PDO
8039	YO - ESC/ABS RESIST ARREST	11/28/1984	.				PDO
8040	YO - KIDNAPPING	11/28/1984	.				VFO
8042	YO - TAMPERING WITH A WITNESS	1/10/1990	.				PDO
8043	YOUTHFUL OFFENDER - J.O.	11/28/1984	.				VFO
8044	YO - CRIM SEXUAL ACT/SEX ABUSE SEX MOTV FEL AGGRAVATED	11/1/2003	.				VFO
9400	MURDER	4/13/2007	5/16/2012	PL	125.26	A	VFO
9401	SEX MOTV FEL ARSON 1ST	4/13/2007	5/17/2012	PL	150.2	A	VFO
9402	SEX MOTV FEL ARSON 2ND	4/13/2007	5/17/2012	PL	150.15	B	VFO
9403	SEX MOTV FEL ASSAULT 1ST	4/13/2007	5/17/2012	PL	120.1	B	VFO
9404	SEX MOTV FELONY ASSAULT 2ND	4/13/2007	5/17/2012	PL	120.05	D	VFO
9405	SEX MOTV FEL BURGLARY 1ST	4/13/2007	5/17/2012	PL	140.3	B	VFO
9406	SEX MOTV FEL BURGLARY 2ND	4/13/2007	1/15/2013	PL	140.25	C	VFO
9407	SEX MOTV FEL BURGLARY 3RD	4/13/2007	5/17/2012	PL	140.2	D	PDO
9408	SEX MOTV FEL GANG ASSAULT 1ST	4/13/2007	5/17/2012	PL	120.07	B	VFO
9409	SEX MOTV FEL GANG ASSAULT 2ND	4/13/2007	5/17/2012	PL	120.06	C	VFO
9410	SEX MOTV FEL KIDNAPPING 1ST	4/13/2007	5/17/2012	PL	135.25	A	VFO
9411	SEX MOTV FEL KIDNAPPING 2ND	4/13/2007	5/17/2012	PL	135.2	B	VFO
9412	SEX MOTV FEL MANSLAUGHTER 1ST	4/13/2007	5/17/2012	PL	125.2	B	VFO
9413	SEX MOTV FEL MANSLAUGHTER 2ND	4/13/2007	5/17/2012	PL	125.15	C	CVO
9414	SEX MOTV FEL MURDER 1ST	4/13/2007	5/17/2012	PL	125.27	A	VFO
9415	SEX MOTV FEL MURDER 2ND	4/13/2007	5/17/2012	PL	125.25	A	VFO
9416	SEX MOTV FEL PROM PROST 1ST	4/13/2007	5/17/2012	PL	230.32	B	PDO
9417	SEX MOTV FEL PROM PROST 2ND	4/13/2007	5/17/2012	PL	230.3	C	PDO
9418	SEX MOTV FEL ROBBERY 1ST	4/13/2007	5/17/2012	PL	160.15	B	VFO
9419	SEX MOTV FEL ROBBERY 2ND	4/13/2007	5/17/2012	PL	160.1	C	VFO
9420	SEX MOTV FEL ROBBERY 3RD	4/13/2007	5/17/2012	PL	160.05	D	CVO
9421	SEX MOTV FEL STALKING 1ST (1)	4/13/2007	5/17/2012	PL	120.6	D	VFO
9422	SEX MOTV FEL STALKING 1ST (2)	4/13/2007	5/17/2012	PL	120.6	D	CVO
9423	SEX MOTV FEL STRANGULATION 1ST	11/11/2010	5/17/2012	PL	121.13	C	VFO
9424	SEX MOTV FEL STRANGULATION 2ND	11/11/2010	5/17/2012	PL	121.12	D	VFO
9425	SMF COMPELLING PROSTITUTION	4/13/2007	5/17/2012	PL	230.33	B	PDO
9426	SMF DISEM INDECENT MAT MINOR 1 SMF PROM OBSCENE SEX PERF	4/13/2007	5/17/2012	PL	235.22	D	PDO
9427	CHLD SMF PROM SEX PERFORMANCE	4/13/2007	5/17/2012	PL	263.1	D	CVO
9428	CHLD	4/13/2007	5/17/2012	PL	263.15	D	CVO
9429	SMF USE OF CHILD IN SEX PERF	4/13/2007	5/17/2012	PL	263.05	C	CVO
9501	ROBBERY 1ST (PRIOR 9/1/78)	9/1/1967	8/31/1978	PL	160.15	B	VFO
9502	ROBBERY 2ND (PRIOR 9/1/78)	9/1/1967	8/31/1978	PL	160.1	C	VFO
9503	RAPE 1ST (PRIOR 9/1/78)	9/1/1967	8/31/1978	PL	130.35	B	VFO
9504	SODOMY 1ST (PRIOR 9/1/78)	9/1/1967	8/31/1978	PL	130.5	B	VFO
9506	CRIM POSS WEAPON 2 PRE-9/1/78	9/1/1974	8/31/1978	PL	265.03	C	VFO
9507	MANSLAUGHTER 1ST(PRIOR 9/1/78)	9/1/1967	8/31/1978	PL	125.2	B	VFO
9508	BURGLARY 1ST (PRIOR 9/1/78)	9/1/1967	8/31/1978	PL	140.3	B	VFO
9509	MURDER 2ND PRE-9/1/78	9/1/1967	8/31/1978	PL	125.25	A	VFO



Prepared by:

Division of Program Planning, Research & Evaluation  
April 2021