


STATE OF NEW YORK
DEPARTMENT OF CORRECTIONAL SERVICES

INMATE GRIEVANCE PROGRAM



ANNUAL REPORT

2009

DAVID PATERSON
GOVERNOR

BRIAN FISCHER
COMMISSIONER

INMATE GRIEVANCE PROGRAM

ANNUAL REPORT

2009

I. INTRODUCTION

The Inmate Grievance Program (IGP) functions under Departmental Directive #4040 entitled "Inmate Grievance Program" and Departmental Directive #4041 entitled "Inmate Grievance Program Modification Plan" and is established by the statutory mandates of Section 139 NYS Correction Law and N.Y.C.R.R., Title 7, Part 701.

The Inmate Grievance Program provides each inmate an orderly, fair, simple and expeditious method of resolving grievances pursuant to Section 139, NYS Correction Law. This grievance program includes procedures for inmates to resolve allegations of discriminatory treatment in accordance with the State Commission of Correction regulation 9 NYCRR Part 7695. Grievances filed prior to July 7, 1990 were reviewed by the NYS Commission of Correction and responded to by the Commissioner. Correction Law 139 was amended by Chapter 373 of the Laws of 1990 deleting the requirement that the Commission of Correction review individual grievances, yet required the Commission of Correction to review and assess the grievance process on an annual basis. The elimination of the advisory step ensures that the grievance process is more expeditious while at the same time allows the Commission of Correction to provide oversight.

On September 28, 1992, the U. S. Department of Justice, Office of the Associate Attorney General, pursuant to the authority conferred by Title 42, United States Code, Section 1997e and Part 40 of Title 28, Code of Federal Regulations granted full certification that the NYS Department of Correctional Services Inmate Grievance Program is in substantial compliance with the standards set forth in Part 40 of Title 28, Code of Federal Regulations. Based on this certification, the court may order that prior to litigating claims under 42 U.S.C. Section 1983, New York State inmates shall exhaust any remedies they have with respect to the claim through the Inmate Grievance Program. For the purpose of this order, the disposition of the Central Office Review Committee (CORC) constitutes sufficient proof of exhaustion. In 1996, the federal government passed the Prisoner's Litigation Reform Act (PLRA) which enacted the same requirement for all inmates.

On May 29, 2001, the United States Supreme Court decision in Booth v. Churner required that prisoners exhaust their administrative remedies before bringing damage lawsuits in federal court even if the administrative remedy does not provide damages. Subsequently, on February 26, 2002, the United States Supreme Court decision in Porter v. Nussle held that the exhaustion requirement applies to all inmate suits about prison life, whether they involve general circumstances or particular episodes and whether they allege excessive force or some other wrong. These decisions, along with the PLRA have had an impact on the number of grievances being appealed to CORC. The impact is addressed in Part IV of this report.

After an extensive review, the revision of Directive #4040 was issued on July 12, 2006. This revision included changes such as increases in the time frames at all levels, including the filing of the grievance by the inmate. In addition, the processing of grievances after transfer was revised to allow the inmate to determine if he/she wished to appeal the decision. Also, a new section of the directive was established to describe procedures already in place for the processing of Strip Search/Strip Frisk grievances. The purpose of these revisions was to ensure that the IGP remains an orderly, fair, simple and expeditious method of resolving grievances and, at the same time, remains in compliance with the standards set forth in Part 40 of Title 28, Code of Federal Regulations and the Federal Certification.

II. STATISTICAL ANALYSIS OF IGP WORKLOAD

There were 37,557 grievances filed in 2009, a decrease from the 43,087 filed in 2008. This is a decrease of 5,530 grievances as compared to the decrease of 3,442 grievances last year. Over the past nine years there have been fluctuations in the numbers of grievances filed, from a high of 46,529 in 2007, to the current low of 37,557 in 2009. The trend by inmates to file a grievance to exhaust their administrative remedies by appealing to CORC has continued.

This 2009 total of 37,557 represents a 13% decrease from 2008, (refer to Chart #5) while the average inmate population decreased by 4% from 61,728 in 2008 to 59,471 in 2009.

During 2009, IGP field staff recorded approximately 24,556 non-calendared inmate contacts, clarifying issues and enabling inmates to resolve problems without submitting a formal grievance. In 2009 non-calendared contacts decreased 2,359 from the 26,915 in 2008.

There were 3,729 grievances or 10% of the total filed, that were informally resolved by the Inmate Grievance Resolution Committee (IGRC) in 2009, a decrease from the 4,965 grievances or 11.5% of the total filed last year (refer to Chart #1). This is a decrease of 1,236 informal resolutions, or 25%.

There was a statewide total of 26,548 Inmate Grievance Resolution Committee (IGRC) hearings in 2009 or 71% of the total filed, a decrease from the 29,858 or 69.29% of the total filed last year (refer to Chart #2). This is a decrease of 3,310 or 12%, and is consistent with the total decreases of grievances filed statewide and informally resolved.

In 2009, there were 1,844 grievances dismissed and closed by the IGRC in accordance with Directive #4040, 701.5(b)(4), a decrease from the 1,860 last year. This represents 5% of all grievances filed, an increase from the 4.3% last year.

There were 21,732 grievances responded to at the Superintendent's level in 2009 or 58% of the total grievances filed, a decrease from the 25,081 grievances or 58.21% of the total filed last year (refer to Chart #4). This represents a 13% decrease from last year.

There were 24,402 grievances or 65% of the grievances filed that were resolved/ closed at the facility level, a decrease from the 30,124 grievances or 70% of the total filed last year (refer to Chart #3). This reflects a decrease of 5,722. For clarification, the number of grievances closed at the facility level has been computed by subtracting the number of grievances heard at CORC from the total number of grievances filed.

As of February 1, 1994, any grievances related to allegations of violations of Directive #4910, Control of & Search for Contraband, during a strip search/strip frisk are reported on the Code Classification Sheet in Codes 25.1 for Strip Search and 25.2 for Strip Frisk. The strip search and strip frisk grievances are carried on the clerk's log and supplemental sheets in the same manner as all other grievances. There were 31 Code 25.1 (Strip Search) and 25.2 (Strip Frisk) grievances in 2009, the same as 2008. This compares to 41 in 2007, 54 in 2006, 47 in 2005, 58 in 2004, 49 in 2003, 65 in 2002, 82 in 2001, 72 in 2000, 74 in 1999, 74 in 1998, 78 in 1997, 82 in 1996, and 86 in 1995.

Beginning in September 1999, grievances related to Native American issues were to be monitored for two years. These grievances have "Native American" in the title and were reported monthly. Through 2000 there were 54 grievances regarding Native American issues reported. In 2001 there were 50 grievances in this category. Through July 2002 an additional 21 Native American grievances were reported. Although still tracked using the title, subsequent reports have not been requested since July 2002.

In 1999, Code 23.1 was created to account for grievances filed regarding the Department's Smoke Free Policy. There were 22 grievances filed in 2009, a decrease from the 51 last year. There were 51

grievances filed in 2007, 37 in 2006, 41 in 2005, 84 in 2004, 53 in 2003, 64 in 2002, 124 in 2001, and 158 in 2000.

Effective July 2000, Code 25.3 was created to account for any grievances regarding pat frisks of female inmates. In the last six months of 2000, there were 3 grievances filed in this category. A total of 7 was reported in 2001, 5 in 2002, 11 in 2003, 7 in 2004, 9 in 2005, 3 in 2006, 9 in 2007, and 6 in 2008. In 2009, there were 17 grievances filed.

In 2004, Code 22.1 was created to account for any grievances related to the Health Insurance Portability and Accountability Act (HIPAA). There were 137 grievances filed in 2009, a decrease from the 138 last year. There were 206 grievances filed in 2004, 170 in 2005, 152 in 2006, and 196 in 2007.

III. IGP STAFF

Inmate Grievance Program (IGP) Central Office staff made approximately 20 facility visits during 2009, a decrease from the 38 last year. The decrease is attributed to fiscal constraints. IGP Central Office staff also conducted orientation/training sessions for 64 Correctional Officer recruits, and 60 Sergeants at the Training Academy. In addition to regularly scheduled weekly CORC meetings, IGP Central Office staff conducted training for Regional Health Services staff.

During 2009, 5 facility staff transitions occurred due to reassignment, promotion and resignations. There were 3 IGP Central Office staff transitions due to lateral transfer or promotion. All facility Inmate Grievance Programs that had staff transitions during 2009 received assistance from the Regional Program Coordinators.

In 2009, the following staff transitions occurred in Central Office as follows:

January - A KBS 1 took a lateral transfer to the Office of Special Housing/Inmate Discipline.

February - The Secretary 1 returned to her item at Upstate Correctional Facility.

April - A new Clerk 2 and two KBS 1's were hired.

November - The IGP Assistant Director retired

IGP Central Office staff responded to 2,503 letters from inmates, family and friends in 2009, an increase from the 2,474 last year. IGP Central Office staff researched and copied grievance case materials for 64 Freedom of Information Law (FOIL) requests from various persons and agencies, a decrease from the 75 in 2008. Relevant to inmate litigation, IGP Central Office staff also researched and gathered grievance documents for 482 inquiries from the Attorney General's staff, an increase from the 467 last year.

IV. Central Office Review Committee (CORC)

The CORC is the final appellate level of the Inmate Grievance Program. The CORC consists of the Deputy Commissioner and Counsel, Deputy Commissioner for Correctional Facilities, Deputy Commissioner for Program Services, Deputy Commissioner for Administrative Services, and the Deputy Commissioner and Chief Medical Officer, or their designees expressly authorized to act for them. A representative of the Office of Diversity Management will attend CORC hearings and have input on grievances alleging discrimination, but will not vote. The CORC functions on behalf of the Commissioner and under his authority. The CORC decisions have the effect of directives.

The PLRA of 1995, amended 42 U.S.C. Section 1997e (a), requires that inmates must exhaust available administrative remedies before litigating over prison conditions. This has been a major factor in the increase in grievance appeals. In addition, there have been two United States Supreme Court decisions

that have been catalysts in this increase. On May 29, 2001, the court decided in *Booth v. Churner* that even if the administrative remedy does not provide monetary damages, it is still an available remedy. Subsequently, on February 26, 2002, the court in *Porter v. Nussle* decided that exhaustion is required in every situation, regardless of the nature of the inmate's underlying claim.

There were 13,155 grievance appeals to CORC, a decrease from the 15,086 last year. This reflects a decrease of 1,931 grievance appeals. The CORC addressed 9,548 grievance appeals in 1999, 10,527 in 2000, 11,754 in 2001, 12,395 in 2002, 14,432 in 2003, 15,374 in 2004, 15,122 in 2005, 14,531 in 2006, and 15,506 in 2007.

The number of CORC responses to grievance appeals is affected by 'carry-overs' at the beginning (grievances filed in 2008 but received at the CORC in 2009) and the end (grievances filed in 2009 but answered by the CORC in 2010) of each year. The 13,155 total is the actual number of grievances answered by the CORC in 2009 (refer to Chart #5).

There were 13,155 grievances answered by the CORC in 2009, a decrease from the 15,086 in 2008. In 2009, 5,035 or 38%, were determined to be meritorious or have merit in part. In 2008, 5,354 or 35.5% were found to be meritorious or have merit in part. This represents a decrease of 319 from 2008.

The CORC dispositions were transmitted back to the grievants in an average of 26.3 calendar days. This reflects an increase of .1 calendar days from the 26.2 calendar day average in 2008.

The CORC dispositions were transmitted back to the grievants in an average of 63.8 calendar days from the date filed at the facility. Therefore, it took an average of 1.9 calendar days longer to transmit responses from the date filed, but well within the 90 calendar day limit mandated by Title 28, Code of Federal Regulations and the Federal Certification.

V. GRIEVANCE TRENDS AND ANALYSIS

There were 37,557 grievances filed in 2009, a decrease from the 43,087 last year or 5,530 less. Historically, Code 24, Special Housing Units, was one of the most grieved areas. Since 2001 the most grieved categories in order of rank have been Staff Conduct, Medical, Housing-Internal Block Affairs, Package Room and Special Housing Units. The grievances filed from the S-Blocks, Southport C.F. and Upstate C.F. had an impact on each of these categories and are the primary reason the Special Housing Units code remains in the top 5 categories.

However, in 2003, Staff Conduct and Medical reversed positions with Medical becoming the lead category. The trends and analysis in each category continue to be consistent with prior years except for the increase in the number of medical grievances, as explained below.

1. CODE 22, MEDICAL

There were 7,281 grievances filed in 2009, a decrease from the 8,089 last year or 808 less. These grievances accounted for 19% of all grievances filed, an increase of .2 % from the 18.8% last year.

The decrease in grievances is relative to the decrease in the average population. However, it is noted that the inmates who regularly file numerous medical complaints for real or perceived medical problems do so at any facility in which they are housed. Thus, many of the issues presented remain constant in this category. It is believed that some medical grievances are filed in order to create a record of the grievant's request for medical attention or in an attempt to enhance medical treatment. There are grievances filed where the requested action is cited as a health concern, even though the request may be non-medical in nature. There continues to be a mild impact on this category by HIPAA, Code 22.1, as evidenced by the 151 grievances filed in 2006, the 196 in 2007, 138 in 2008, and 137 in 2009.

In some cases, prolific grievants are seriously ill and the number of grievances they file often demonstrate anxiety. Many complain of chronic illnesses such as back pain, arthritis, etc. The anxiety results in grievances because of the time frame involved in realizing an outside consult or appointment. This analysis is validated by the repetition in the composition of the complaints. Another factor is the perception on the part of inmates that recommendations made by outside consultants must be implemented without question, when in reality the Facility Health Services Directors evaluate the recommendation and determine the treatment plan for inmates under their care.

Further, an inmate's expectation of specific treatment plans and desired medical services often does not fall within the realm of possibility, nor are they medically indicated by facility doctors. Requests for specialty consultants such as dermatologists, podiatrists, ophthalmologists, allergists, neurologists and various others are common. Requests for medical procedures which are not in accordance with the medical provider's policy or the Department's Health Services Manual, and are not ordered by the Facility Health Services Director, account for some of the medical complaints.

In some grievances, a medical condition is cited as the reason for requesting items that are issued on medical order only. These requests are for items such as bed boards, orthopedic shoes, eyeglasses, nutritional supplements, eye drops, skin creams, pain medications, medicated shampoos and vitamins. Other examples of special medical requests are single cells, lower bunks, additional showers, special diets, medical appliances and boxer shorts.

In some instances, the medical condition cited by the inmate does not exist according to that inmate's medical record, nor is it a condition already being addressed by the facility health staff. Access to outside health providers is also a factor in the number of medical grievances. The combination of perceived illness and actual illness within the inmate population is expected to continue to account for a portion of the number of medical complaints.

The S-Block, Upstate C.F. and Southport C.F. inmates do not come out of their cells except for visits, disciplinary hearings and medical examinations, if deemed necessary by the facility doctor. These inmates feel they should come out for all medical contacts due to privacy concerns.

An increase in the number of wheelchair inmates brought Americans with Disability Act (ADA) issues such as supplies, higher bed, catheters, outside trips, replacement wheelchairs and aides.

The description of grievances in the medical category is intended to demonstrate the variety of complaints received and is not a complete list of medical grievances.

2. CODE 49, STAFF CONDUCT

There were 6,491 grievances filed in 2009, a decrease from the 7,268 last year or 777 less. These grievances accounted for 17% of all grievances filed, an increase of .1% from the 16.9 % last year.

A significant number of staff conduct grievances continues to be attributed to inmate interaction with staff resulting in misbehavior reports. The perception among staff is that some of the harassment complaints resulting from interaction between employees and inmates are filed by the inmates in an attempt to discredit misbehavior reports written by staff and to recover the \$5.00 surcharge imposed. A January 1992 revision of Title 7, NYCRR authorizes the surcharge.

Code 49, Staff Conduct, has remained in the five most grieved categories due to the wide range of issues that could be perceived and presented by inmates as inappropriate staff conduct or harassment. A review of the titles in this code substantiates that these types of grievances are inflated by inmate perception, any difference of opinion with staff and an inmate's unfamiliarity with facility policies or statewide rules.

For example, direct orders are commonly seen as a form of harassment as noted in the description of grievances submitted in this code. An inmate's failure to follow procedures may result in the loss of an

opportunity to participate in an activity or to exercise an option. An example of this is when an inmate neglects to respond to announcements concerning the commencement of certain activities or the preparation of a list by staff of inmates who wish to participate in an upcoming activity. This results in the inmate's inability to participate and, consequently, the filing of grievances due to the perception of unfair treatment or that staff could have made an exception. The logistics involved in coordinating the activities and movement of large groups of people have not traditionally been readily appreciated by an inmate who files this type of complaint, since the result of such consideration would not support strict adherence to rules governing callouts, attendance and movement.

The examples of grievances in the staff conduct category are intended to demonstrate the variety of complaints received and are not a complete list of staff conduct grievances.

3. CODE 23, HOUSING-INTERNAL BLOCK AFFAIRS

There were 2,301 grievances filed in 2009, a decrease from the 2,723 last year or 422 less. These grievances accounted for 6% of all grievances filed, a decrease of .3% from the 6.3% last year.

Grievances in this code concern physical housing conditions/issues such as double ceiling, double bunking, cube space, air circulation/fans, furniture, hot water, heat, window screens and storage space.

Service related grievances include cell cleaning supplies, laundering of clothes and linen, winter blankets, list taking procedures, callout procedures, haircuts, in-cell feed up, maintenance of housing areas and repair of housing areas. Other grievances pertain to supplies, enforcement of cell standards, desired/undesired cell moves, honor block denials, denied items or service, cleanliness, pest control measures, removal from double bunk beds, staff performance of duties, distribution of personal mail, mailboxes, razor issue policy, bulletin boards, posting of memos, announcements over public address system, television cable and radio/television volume.

The noted issues in this category are intended to demonstrate the variety of complaints filed in Code 23 and are not a complete list of housing unit complaints.

4. CODE 30, PACKAGE ROOM

There were 1,615 grievances filed in 2009, a decrease from the 2,052 filed last year or 437 less. These grievances accounted for 4% of all grievances filed, a decrease of .8% from the 4.8% last year.

Many package room complaints result from a difference in security staff and inmate interpretation of Departmental Directive #4911, entitled "Packages & Articles Sent or Brought to Facilities". The directive describes items permitted to be received and the provisions thereof. The package room complaints have not substantially changed. The issues include hot pots, typewriters, watches, sneakers, food items and musical instruments. There were 4 revisions to Directive #4911, Packages & Articles Sent or Brought to Facilities in 2009, and it is expected that these revisions will provide more clarification and interpretation of the items allowed through the package room. Other issues still focus around an inmate's desire for items not allowed by directive because they are too valuable and present security concerns. Other issues include permitted items that do not conform to other requirements of the package room directive, such as packaging for food products, colors of clothing/ undergarments/linens, the opening of package items to be searched and items that require approval of the Superintendent for receipt via special permit.

As in past years, the technological advancement in the design and variety of some allowable items results in their denial, since the item is essentially changed and does not conform to package room guidelines.

Package room grievances were also affected by the S-Block and Upstate C.F. inmates as a result of their movement from a maximum security keeplock situation to an S-Block or Upstate C.F. The inmate, although not on a loss of packages disposition, falls under the Special Housing Unit (SHU) policies regarding the limitation of packages as outlined in Directive #4933.

The resulting desire for products unacceptable for receipt via the package room impacts the number of grievances filed in this category.

5. CODE 24, SPECIAL HOUSING UNITS

There were 1,422 grievances filed in 2009, a decrease from the 1,810 last year or 388 less. These grievances accounted for 3.8% of all grievances filed, a .4% decrease from the 4.2% last year.

There were 2,831 grievances filed by S-Block inmates in 2009, 4 more than the 2,827 last year. Also, there were 6,035 grievances filed by inmates housed in the Upstate and Southport C.F. Special Housing Units in 2009, a decrease from the 6,810 last year or 775 less. Some inmates transferred to these units were coming from maximum security facilities where they were in keeplock status in a general population cell. As a condition of confinement, the inmates must follow the SHU policies consistent with Directive #4933, which limits property in the cell, visits, packages, inmate contact, etc. Therefore, they grieve all aspects of the SHU policies.

Other issues include smoking policy, cell cleanup, Progressive Inmate Movement System (PIMS) level issues, food issues and library materials.

The grievances in this category deal with SHU issues and do not reflect the actual number of grievances filed from SHU.

Additionally, Marcy S-Block was closed on 11/9/07 and converted to an Office of Mental Health (OMH) housing and treatment unit.

CHART 1

Total And % Of Informal Resolutions

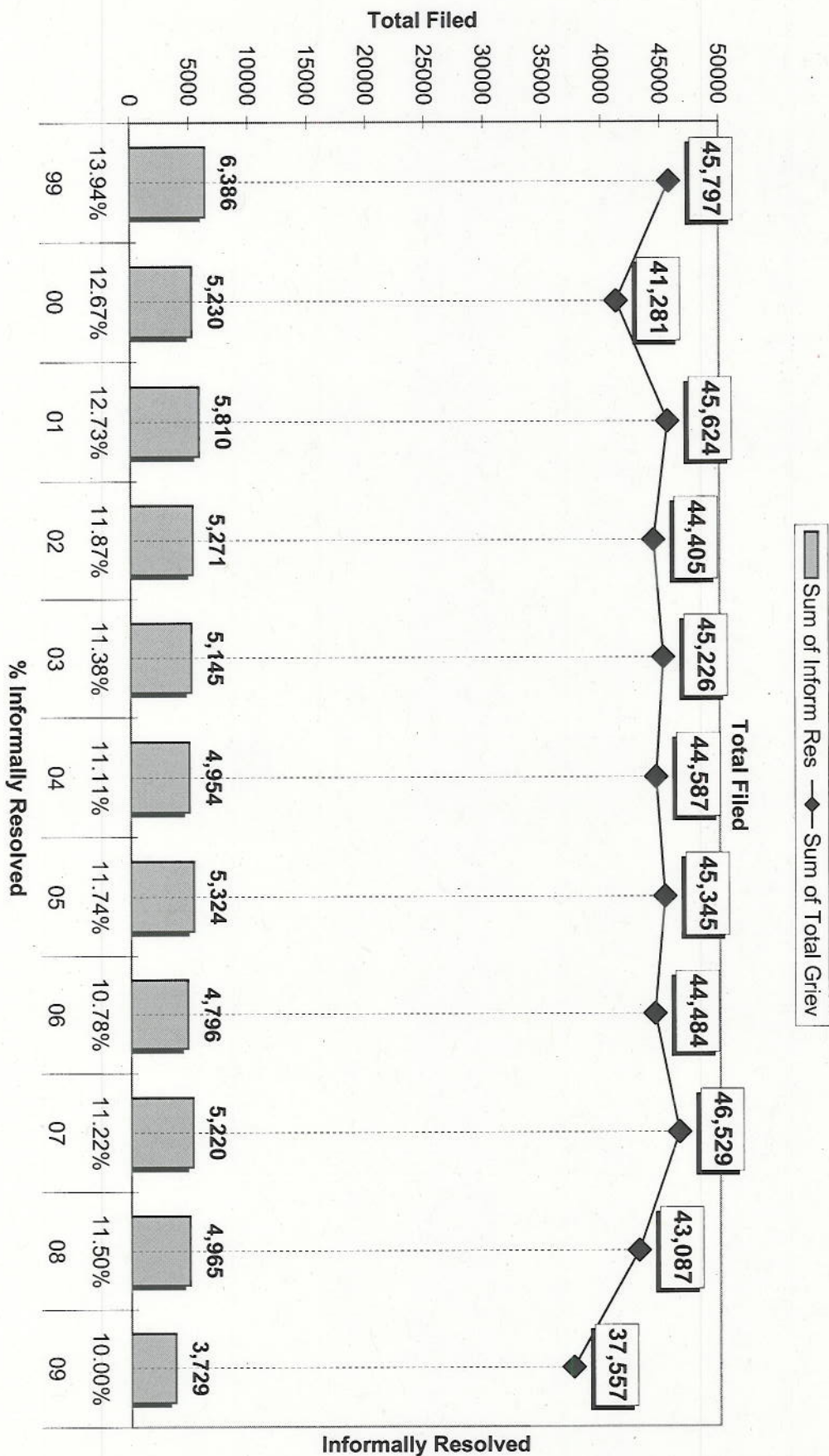


CHART 2

Total And % Of IGRC Hearings

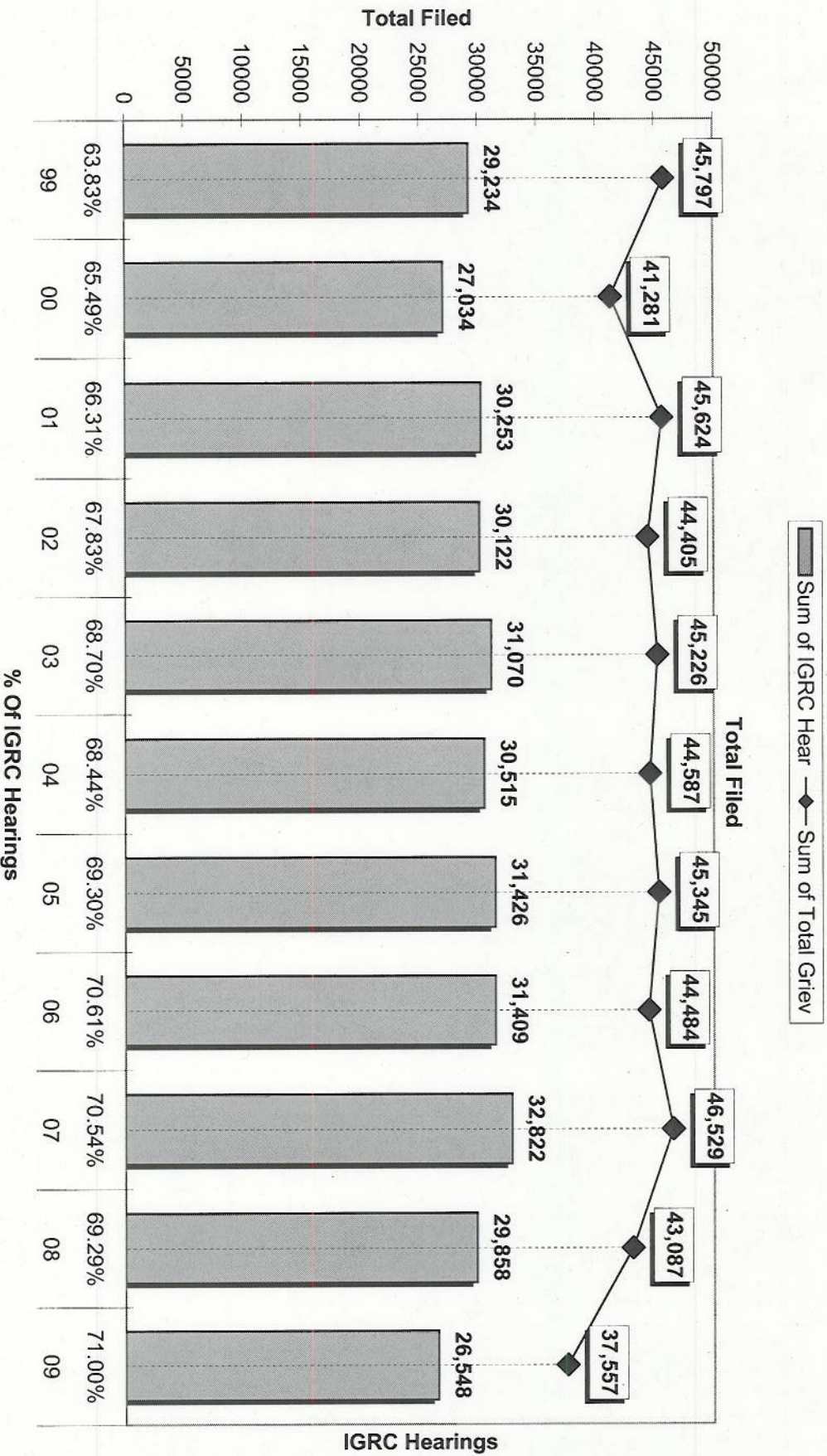


CHART 3

Total And % Of Grievances Closed at Facility

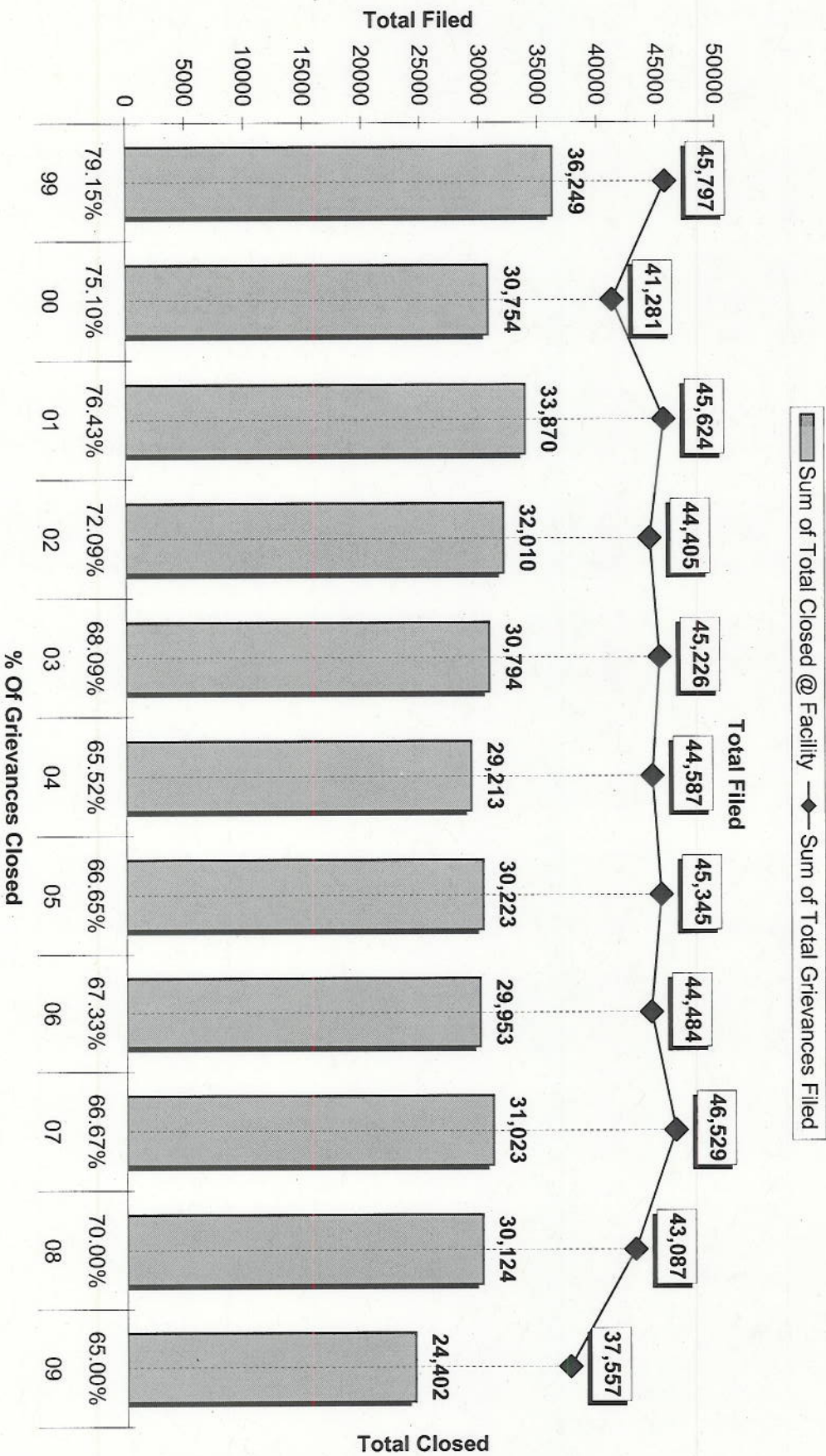


CHART 4

Total And % Of Superintendent Responses

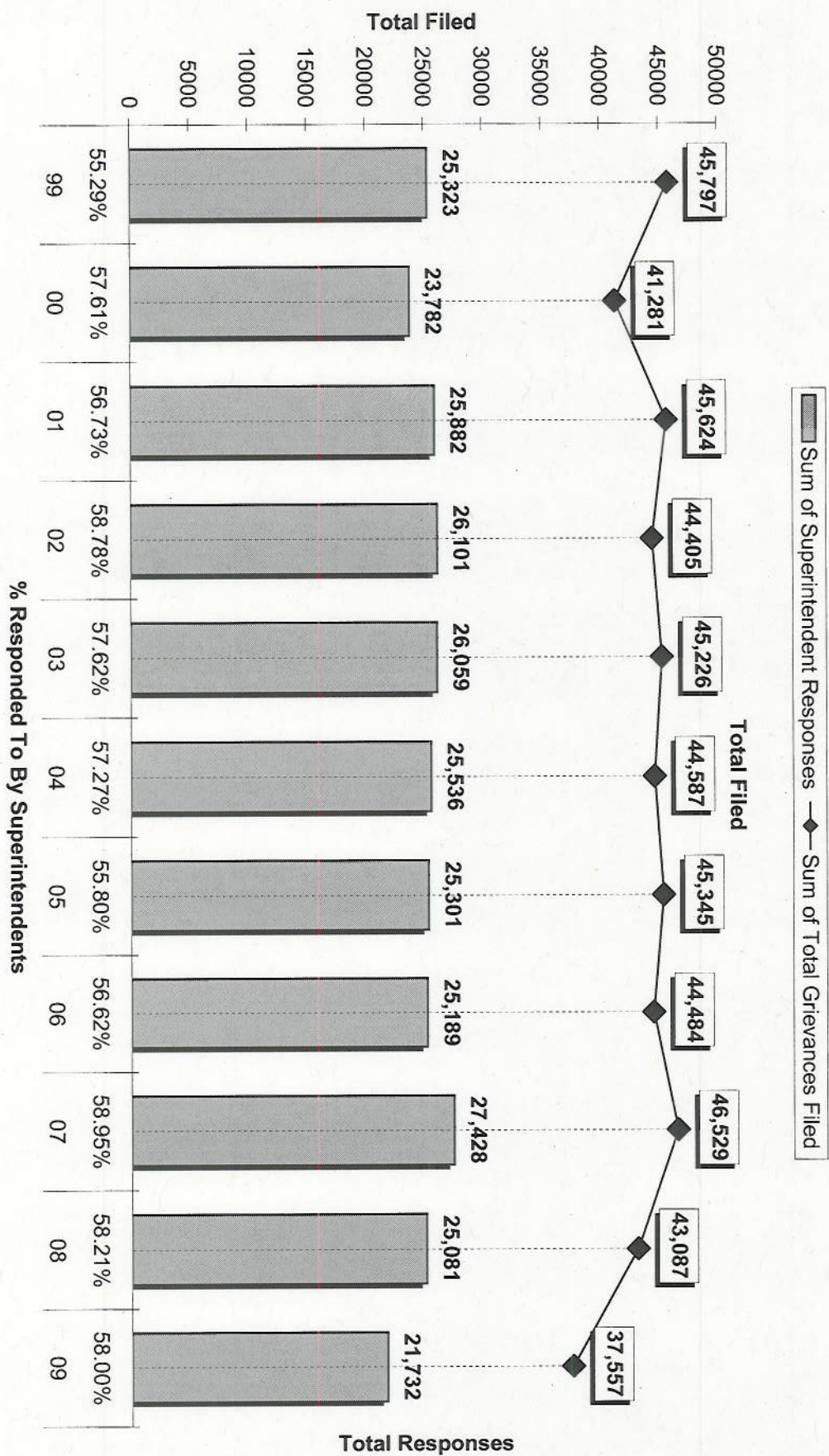
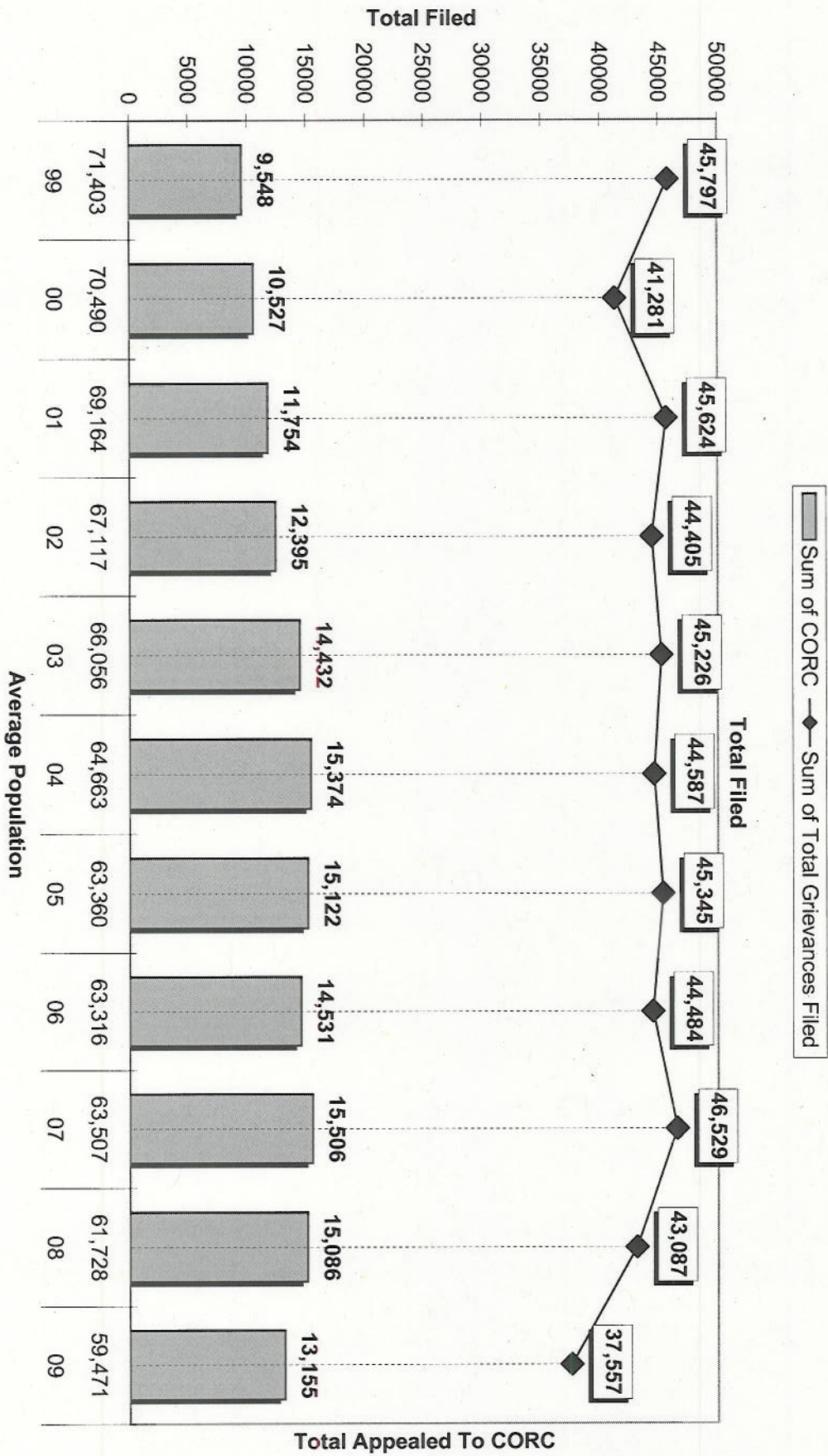


CHART 5

Grievances Appealed To CORC



FACILITY STATISTICAL NARRATIVE

ONEIDA HUB

Camp Georgetown Correctional Facility

There were 18 grievances filed in 2009, an increase from the 15 last year.

Code 37, Mess Hall, had 2 grievances in 2009, an increase from the 0 last year. These grievances concerned alternative meals and work crew meals.

Code 49, Staff Conduct, had 9 grievances in 2009, an increase from the 7 last year. These grievances all alleged verbal harassment.

Camp Pharsalia Correctional Facility

There were 14 grievances filed in 2009, a decrease from the 34 last year.

Code 23, Housing - Internal Block Affairs, had 4 grievances in 2009, an increase from the 2 last year. These grievances concerned dorm privileges, shower times, open windows, and stolen property.

Code 49, Staff Conduct, had 2 grievances in 2009, a decrease from the 10 last year. These grievances alleged harassment by staff.

Camp Pharsalia closed in May 2009.

Hale Creek Correctional Facility

There were 48 grievances filed in 2009, a decrease from the 77 last year. The decrease in overall grievances is credited to the IGP Supervisor conducting one-on-one interviews with each grievant to resolve their issues informally.

Code 22, Medical, had 19 grievances in 2009, a decrease from the 24 last year. These grievances concerned medications, specialty care, testing, sneaker permits, and allegations of negligence.

Code 49, Staff Conduct, had 23 grievances in 2009, a decrease from the 41 last year. These grievances alleged threats, harassment and poor CASAT evaluations.

Marcy Correctional Facility

There were 491 grievances filed in 2009, an increase from the 434 last year.

Code 20, ASAT, had 29 grievances in 2009, a decrease from the 32 last year. These grievances concerned requests for previous time credit, waiting lists for the program, challenges to program standards and discharges from the program.

Code 22, Medical, had 154 grievances in 2009, an increase from the 128 last year. These grievances concerned requests for a different physician, adequate treatment, outside consultations, testing, medications, bottom bunks and permits.

Code 49, Staff Conduct, had 73 grievances in 2009, a decrease from the 88 last year. These grievances alleged inappropriate language, harassment and denial of services.

Midstate Correctional Facility

There were 458 grievances filed in 2009, a decrease from the 648 last year. Part of the decrease in 2009 was credited to the transfer of 3 inmates who filed 95 grievances in 2008.

Code 6, Guidance Unit/Counseling, had 26 grievances in 2009, a decrease from the 41 last year. These grievances concerned sex offender programming and assessment for program recommendations.

Code 22, Medical, had 132 grievances in 2009, a decrease from the 154 last year. These grievances concerned requests for a bottom bunk, medications, specialty consultations, and treatment.

Code 23, Housing - Internal Block Affairs, had 28 grievances in 2009, a decrease from the 70 last year. These grievances concerned bathroom and television policy, and supplies. These grievances increased in 2008 as a result of facility policy requiring mandatory recreation; there were only 32 grievances in 2007.

Code 49, Staff Conduct, had 80 grievances in 2009, a decrease from the 129 last year. These grievances alleged retaliation, verbal abuse, threats, and physical abuse.

Mohawk Correctional Facility

There were 332 grievances filed in 2009, a decrease from the 750 last year. Besides a 12.5% decrease in the inmate population, the decrease in overall grievances is credited to staff initiatives to encourage problem resolution. The IGP Supervisor conducts "lunch and learn" sessions with staff with the objective to lower grievance numbers by encouraging unbiased mediation.

Code 22, Medical, had 70 grievances in 2009, a decrease from the 140 last year. These grievances concerned medical indifference, reasonable accommodations, proper medical care, special diets, bottom bunk permits, wheelchairs, and treatment issues.

Code 30, Package Room, had 13 grievances in 2009, a decrease from the 53 last year. These grievances concerned denial of jackets, prayer rugs, sneakers, long shorts, fully cooked meats, resealable packaging and art supplies, and alleged missing receipts and package items.

Code 49, Staff Conduct, had 97 grievances in 2009, a decrease from the 139 last year. These grievances alleged harassment, threats, retaliation, profanity, verbal abuse and mail and food tampering.

Oneida Correctional Facility

There were 260 grievances filed in 2009, an increase from the 187 last year.

Code 20, ASAT, had 28 grievances in 2009, an increase from the 7 last year. The increase in grievances was as a result of the elimination of the local ASAT contract, and enforcement of the statewide ASAT contract and use of the Treatment Plan Review Committee (TPRC) for ASAT removals. These grievances concerned removal, bathroom use during program, program content, completion and need, and disputes with staff.

Code 21, Dental, had 7 grievances in 2009, a decrease from the 21 last year. These grievances concerned dentures, oral surgery, partials, and dental treatment. The decrease was directly related to the hiring of a full time, permanent dentist.

Code 22, Medical, had 53 grievances in 2009, an increase from the 18 last year. No reason was noted for the increase. These grievances concerned medical treatment, MRI's, reasonable accommodations, hearing loss, bottom bunk permits, specialty consultations, emergency sick call, optometry, medications, medical restrictions, and sick call procedures.

Code 49, Staff Conduct, had 56 grievances in 2009, an increase from the 37 last year. These grievances alleged tampering with food and mail, assault, improper cell search procedures, verbal abuse, retaliation, harassment, excessive force, and sexual harassment.

Summit Shock Correctional Facility

There were 7 grievances filed in 2009, a decrease from the 18 last year.

Code 31, Rules and Regulations, had 0 grievances in 2009, a decrease from the 7 last year.

Code 49, Staff Conduct, had 5 grievances in 2009, a decrease from the 9 last year. These grievances alleged threats, unprofessional comments, false misbehavior reports, and harassment.

WATERTOWN HUB

Cape Vincent Correctional Facility

There were 279 grievances filed in 2009, a decrease from the 343 last year.

Code 3, Correspondence, had 19 grievances in 2009, a decrease from the 29 last year. These grievances concerned denial of photographs, postal charges, delays in receiving mail, and allegations of lost items.

Code 22, Medical, had 34 grievances in 2009, a decrease from the 43 last year. These grievances concerned quality of care, delays in care, medical policies and procedures, medication, and requests for specialty care.

Code 42, Inmate Rights, had 21 grievances in 2009, an increase from the 16 last year. These grievances concerned post release supervision, court imposed surcharges, Uniformed Commercial Code (UCC) changes, and time computations. The increase is attributed to departmental decisions prohibiting possession of UCC documents.

Code 49, Staff Conduct, had 52 grievances in 2009, a decrease from the 94 last year. These grievances alleged physical and verbal abuse, threats, inappropriate language, and staff incompetence.

Gouverneur Correctional Facility

There were 789 grievances filed in 2009, a decrease from the 791 last year. It is noted that there were 358 S-Block grievances filed in 2009, a decrease from the 375 last year.

Code 22, Medical, had 156 grievances in 2009, an increase from the 131 last year. These grievances concerned medication, delayed care, quality of care, requests for second opinions, and specialty care.

Code 24, Special Housing Units, had 63 grievances in 2009, a decrease from the 90 last year. These grievances concerned supplies, the lights on policy, PIMS level changes, and enforcement of the rules and regulations.

Code 30, Package Room, had 42 grievances in 2009, an increase from the 33 last year. These grievances concerned disallowed items, shipping difficulties, disposal options, and lost or damaged packages.

Code 42, Inmate Rights, had 19 grievances in 2009, a decrease from the 23 last year. These grievances concerned time computations and FOIL.

Code 49, Staff Conduct, had 162 grievances in 2009, an increase from the 158 last year. These grievances alleged verbal harassment, retaliation, threats and staff incompetence.

Ogdensburg Correctional Facility

There were 92 grievances filed in 2009, a decrease from the 134 last year.

Code 22, Medical, had 20 grievances in 2009, a decrease from the 28 last year. These grievances concerned quality of care and requests for special care.

Code 30, Package Room, had 4 grievances in 2009, an increase from the 3 last year. These grievances concerned disallowed items.

Code 49, Staff Conduct, had 21 grievances in 2009, an increase from the 16 last year. These grievances alleged verbal harassment, threats, racial slurs and staff incompetence.

Riverview Correctional Facility

There were 271 grievances filed in 2009, a decrease from the 376 last year.

Code 22, Medical, had 51 grievances in 2009, an increase from the 47 last year. These grievances concerned quality of care, special requests, medications, policies and procedures and delays in care.

Code 30, Package Room, had 19 grievances in 2009, a decrease from the 31 last year. These grievances concerned disallowed items, damaged or missing items, improper postage and Package Room procedures.

Code 49, Staff Conduct, had 44 grievances in 2009, a decrease from the 65 last year. These grievances alleged verbal abuse, physical abuse, threats, racial slurs and incompetence.

Watertown Correctional Facility

There were 113 grievances filed in 2009, a decrease from the 122 last year.

Code 22, Medical, had 20 grievances in 2009, a decrease from the 27 last year. These grievances concerned specialized care, diets, delays in care, medications, and requests for outside consults.

Code 30, Package Room, had 13 grievances in 2009, a decrease from the 16 last year. These grievances concerned disallowed items, missing items, overcharges for postage and disposal options.

Code 42, Inmate Rights, had 9 grievances in 2009, a decrease from the 30 last year. These grievances concerned Post Release Supervision (PRS), time computations and FOIL. The decrease is attributed to a court decision regarding Post-Release Supervision (PRS) which allowed inmates with PRS to be reviewed and resentenced by the Court.

Code 49, Staff Conduct, had 22 grievances in 2009, an increase from the 19 last year. These grievances concerned allegations of incompetence, verbal abuse, threats, discrimination, and physical abuse.

CLINTON HUB

Adirondack Correctional Facility

There were 68 grievances filed in 2009, an increase from the 63 last year.

Code 22, Medical, had 14 grievances in 2009, an increase from the 6 last year. These grievances concerned quality of care, delay in care, medication, and special requests for physical therapy and specialist consultations.

Code 34, State Issue Items, had 4 grievances in 2009, an increase from the 2 last year. These grievances concerned a request for labels on state green clothing, a delay in receiving state shop records, and requests to replace state boots and a net bag.

Code 49, Staff Conduct, had 24 grievances in 2009, an increase from the 23 last year. These grievances alleged physical abuse, discrimination, threats, verbal abuse and staff incompetence.

Altona Correctional Facility

There were 190 grievances filed in 2009, an increase from the 154 last year.

Code 21, Dental, had 9 grievances in 2009, a decrease from the 10 last year. These grievances concerned cleanings, medication, extractions and treatment.

Code 40, Law Library, had 9 grievances in 2009, an increase from the 1 last year. These grievances concerned photocopies, training of inmate clerks, broken and denied typewriters, receipts for legal copies, and unavailability of court motion forms. It is noted that one inmate filed 4 of the 9 grievances.

Code 49, Staff Conduct, had 38 grievances in 2009, an increase from the 31 last year. These grievances alleged physical abuse, verbal abuse, staff incompetence, and threats.

Bare Hill Correctional Facility

There were 750 grievances filed in 2009, a decrease from the 851 last year.

Code 6, Guidance Unit/Counseling, had 15 grievances in 2009, a decrease from the 31 last year. These grievances concerned transfer requests, incorrect record information, marriage requests, and program completion.

Code 22, Medical, had 163 grievances in 2009, a decrease from the 190 last year. These grievances concerned quality of care, delays in care, medical procedures, medication, and specialist requests.

Code 49, Staff Conduct, had 252 grievances in 2009, an increase from the 218 last year. These grievances alleged threats, staff incompetence, racial slurs, and verbal and physical abuse.

Camp Gabriels Correctional Facility

There were 3 grievances filed in 2009, a decrease from the 16 last year. It is noted that the facility closed in June 2009, and that the population steadily decreased through attrition prior to that.

Code 12, Work Assignments, had 1 grievance in 2009, an increase from the 0 last year. This grievance concerned a request to leave a program assignment.

Code 22, Medical, had 2 grievances in 2009, an increase from the 1 last year. These grievances concerned medications and quality of examinations.

Chateaugay Correctional Facility

There were 6 grievances filed in 2009, a decrease from the 23 last year. No trend for the decrease is noted.

Code 7, Recreation (TV, Yard, Movies, Radio, etc.), had 1 grievance in 2009, an increase from the 0 last year. This grievance concerned the exercise equipment policy.

Code 49, Staff Conduct, had 4 grievances in 2009, a decrease from the 14 last year. These grievances alleged harassment, verbal abuse, and abuse of authority.

Clinton Correctional Facility (Main)

There were 1,198 grievances filed in 2009, a decrease from the 2,149 last year. It is noted that there were 363 non calendared contacts in 2009, an increase from the 131 last year.

Code 22, Medical, had 280 grievances in 2009, a decrease from the 401 last year. These grievances concerned quality of care, outside consultations, medical procedures, medication, and special requests for footwear and eyeglasses. The decrease is attributed to the new hospital, which allows for additional callouts and more timely medical care.

Code 24, Special Housing Units, had 52 grievances in 2009, a decrease from the 77 last year. These grievances concerned mail tampering, mail delivery, cell temperature, cell cleaning, restraint orders, denial of headphones, pillows, meals, and showers.

Code 30, Package Room, had 55 grievances in 2009, a decrease from the 121 last year. These grievances concerned missing items, missing packages, shipping charges, processing and delivery delays and denial of cassette tapes, watches, beard trimmers, books, hygiene items, art supplies, radios, sneakers, gloves, coffee, belts, cigars and boots. The decrease is attributed to the Package Room Sergeant meeting with the ILC Advisor and inmate representatives on a regular basis to address package room concerns before they become grievances, and he conducts daily rounds. It is also noted that the Package Room Sergeant informed the inmate population, via the information channel on the in-cell televisions, of all revisions to Directive #4911.

Code 49, Staff Conduct, had 160 grievances in 2009, a decrease from the 200 last year. These grievances alleged the denial of medical care, threats, harassment, physical and verbal abuse, and staff incompetence.

Clinton Correctional Facility (Annex)

There were 315 grievances filed in 2009, a decrease from the 318 last year.

Code 22, Medical, had 64 grievances in 2009, an increase from the 48 last year. These grievances concerned quality of care, delays in care, medication, medical tests and special requests for medical boots, MRIs, permits, eye exams, and Hepatitis C treatment. The increase is attributed to the denial of outside consultations and the length of time to see a medical provider.

Code 44, Inmate Grievance Program, had 6 grievances in 2009, an increase from the 0 last year. These grievances concerned the IGRC being partial, medical confidentiality, the denial of an investigation, unfair hearings, hearings not recorded and the IGRC Sergeant. It is noted that 1 inmate filed 3 of these grievances.

Code 49, Staff Conduct, had 86 grievances in 2009, a decrease from the 101 last year. These grievances alleged physical abuse, racial slurs, threats, verbal abuse, and staff incompetence.

Franklin Correctional Facility

There were 440 grievances filed in 2009, a decrease from the 501 last year.

Code 21, Dental, had 30 grievances in 2009, a decrease from the 42 last year. These grievances concerned a delay in seeing the dentist, dental care, cleanings, dentures, and extractions.

Code 22, Medical, had 99 grievances in 2009, a decrease from the 112 last year. These grievances concerned quality of care, delay in seeing the Doctor, consultations, medical procedures and medication.

Code 49, Staff Conduct, had 158 grievances in 2009, a decrease from the 169 last year. These grievances alleged verbal abuse, staff incompetence, threats, racial slurs and physical abuse.

Lyon Mountain Correctional Facility

There were 30 grievances filed in 2009, an increase from the 25 last year.

Code 22, Medical, had 1 grievance in 2009, an increase from the 0 last year. This grievance concerned a request for Ensure.

Code 40, Law Library, had 2 grievances in 2009, the same as last year. These grievances concerned notary services.

Code 49, Staff Conduct, had 2 grievances in 2009, a decrease from the 9 last year. These grievances alleged staff misconduct and unprofessionalism.

Upstate Correctional Facility

There were 3,450 grievances filed in 2009, a decrease from the 3,980 last year.

Code 3, Correspondence, had 121 grievances in 2009, a decrease from the 230 last year. These grievances concerned improperly opened mail, lost mail, the processing of mail, mail tampering, torn mail, mail returned to sender without notification, mail not given privileged status, and denial of photos, magazines, and newspapers. It is noted that there was a vacancy in the Mail room that has since been filled, and that there is more consistency with respect to staffing.

Code 22, Medical, had 917 grievances in 2009, a decrease from the 999 last year. These grievances concerned medical procedures, quality of care, delays in care, outside consultations, and medication.

Code 24, Special Housing Units, had 242 grievances in 2009, a decrease from the 327 last year. These grievances concerned headphones, cell cleanup, nail clippers, toilet paper, exercise, meals, announcements, cell changes, problems with cell mate, night lights, and cell repairs. The decrease in grievances in this code is attributed to the overall decrease in grievances filed at the facility.

Code 49, Staff Conduct, had 1,044 grievances in 2009, a decrease from the 1,113 last year. These grievances alleged physical abuse, racial slurs, threats, verbal abuse, and staff incompetence.

SULLIVAN HUB

Eastern Correctional Facility

There were 493 grievances filed in 2009, a decrease from the 615 last year. The overall decrease in grievances was credited to increased efforts by staff to encourage the informal resolution of grievances.

Code 22, Medical, had 91 grievances in 2009, a decrease from the 103 last year. These grievances concerned requests for testing, specialists, doctor appointments, hearing aids, surgery, medical boots, medications, and medical copies.

Code 23, Housing-Internal Block Affairs, had 22 grievances in 2009, a decrease from the 36 last year. These grievances concerned single cell assignments, movement, cleaning supplies, and general dorm policy.

Code 25, Search & Seizure/Frisks/Contraband, had 18 grievances in 2009, a decrease from the 27 last year. These grievances concerned cell searches, property confiscation, and alleged missing property.

Code 30, Package Room, had 35 grievances in 2009, a decrease from the 41 last year. These grievances concerned denial of clear folders, sneakers, cigars, hair clippers, thermos, candy, and alleged broken typewriter and missing property.

Code 49, Staff Conduct, had 69 grievances in 2009, a decrease from the 98 last year. These grievances alleged verbal abuse, profanity, harassment, threats, sexual harassment, discrimination, religious slurs, and racial profiling.

Mid-Orange Correctional Facility

There were 240 grievances filed in 2009, an increase from the 238 last year.

Code 22, Medical, had 86 grievances in 2009, an increase from the 67 last year. These grievances concerned medical treatment, access to care and alleged incompetence, and requests for specialists, medication, MRI's, CT-scans, bottom bunk permits, eyeglasses, medical restrictions, vitamins, surgery, medical boots and second opinions.

Code 30, Package Room, had 13 grievances in 2009, an increase from the 11 last year. These grievances concerned denial of deodorant, cookies, hair dressing, lotion, underwear and coffee, the return of a package, and alleged missing items.

Code 49, Staff Conduct, had 33 grievances in 2009, an increase from the 14 last year. These grievances alleged verbal harassment, abusive language, retaliation, unprofessional conduct, and threats. There is no reason noted for the increase in this code.

Otisville Correctional Facility

There were 129 grievances filed in 2009, a decrease from the 278 last year. The overall decrease in grievances was credited to efforts by staff to encourage the informal resolution of grievances.

Code 22, Medical, had 44 grievances in 2009, the same as last year. These grievances concerned bus passes, treatment, H1N1 flu shot, surgery, specialty care, medications, physical therapy, medical boots, MRI's, and requests to transfer to a flat facility.

Code 30, Package Room, had 9 grievances in 2009, a decrease from the 53 last year. These grievances concerned denial of a sergeant's review, sneakers, fan, bee's wax, boots and music case, delay in issuing a book, and alleged missing property. The decrease in grievances has continued as a result of consistency in staffing.

Code 49, Staff Conduct, had 7 grievances in 2009, a decrease from the 23 last year. These grievances alleged threats, intimidation, visit denial due to skirt length of a visitor and unprofessional conduct.

Shawangunk Correctional Facility

There were 880 grievances filed in 2009, an increase from the 862 last year.

Code 22, Medical, had 165 grievances in 2009, an increase from the 131 last year. These grievances concerned requests to see the doctor, medications, treatment delays, and specialty recommendations. It is noted that the FHSD transferred and that the Nurse Administrator retired.

Code 30, Package Room, had 45 grievances in 2009, a decrease from the 83 last year. These grievances concerned denial of items and alleged missing items. Consistency in staffing is attributed to the decrease in grievances.

Code 49, Staff Conduct, had 76 grievances in 2009, a decrease from the 103 last year. These grievances alleged verbal harassment, threats and assault.

Sullivan Correctional Facility

There were 693 grievances filed in 2009, a decrease from the 813 last year.

Code 22, Medical, had 169 grievances in 2009, an increase from the 159 last year. These grievances concerned medications, requests to see the doctor, specialty referrals, and second opinions.

Code 23, Housing - Internal Block Affairs, had 35 grievances in 2009, a decrease from the 50 last year. These grievances concerned supply issues and go-around, recreation, and movement procedures.

Code 49, Staff Conduct, had 93 grievances in 2009, a decrease from the 130 last year. These grievances alleged threats, verbal harassment, profanity, retaliation, and assault.

Ulster Correctional Facility

There were 34 grievances filed in 2009, a decrease from the 46 last year.

Code 22, Medical, had 4 grievances in 2009, the same as last year. These grievances concerned TB testing and medical treatment.

Code 49, Staff Conduct, had 11 grievances in 2009, a decrease from the 25 last year. These grievances alleged assault, sexual harassment, verbal abuse, religious discrimination, profanity, and threats.

Wallkill Correctional Facility

There were 185 grievances filed in 2009, a decrease from the 245 last year.

Code 22, Medical, had 43 grievances in 2009, an increase from the 39 last year. These grievances concerned specialized tests, different medications, bottom bunk permits, requests to see the doctor, and second opinions.

Code 30, Package Room, had 3 grievances in 2009, a decrease from the 13 last year. These grievances concerned shipping costs, return fees and denial of a package.

Code 49, Staff Conduct, had 37 grievances in 2009, an increase from the 36 last year. These grievances alleged assault, retaliation, verbal harassment and damaged property.

Woodbourne Correctional Facility

There were 289 grievances filed in 2009, a decrease from the 338 last year.

Code 22, Medical, had 83 grievances in 2009, an increase from the 71 last year. These grievances concerned referrals to outside specialist, access to care, quality of care and unfair treatment.

Code 42, Inmate Rights, had 21 grievances in 2009, an increase from the 9 last year. These grievances concerned time computations, merit time and supplemental merit time.

Code 49, Staff Conduct, had 31 grievances in 2009, an increase from the 35 last year. These grievances alleged harassment, retaliation, discrimination, threats, intimidation, assault and sexual abuse.

GREEN HAVEN HUB

Beacon Correctional Facility

There were 47 grievances filed in 2009, a decrease from the 50 last year.

Code 22, Medical, had 8 grievances in 2009, a decrease from the 11 last year. These grievances concerned quality of care, sick call, medication, doctor appointments, and access to specialists.

Code 23, Housing-Internal Block Affairs, had 10 grievances in 2009, a decrease from the 18 last year. These grievances concerned delivery of mail, staff not following movement times, call outs, housing unit policies, and security rounds.

Code 49, Staff Conduct, had 4 grievances in 2009, a decrease from the 6 last year. These grievances alleged verbal abuse, racial slurs, threats, and inappropriate language.

Bedford Hills Correctional Facility

There were 486 grievances filed in 2009, a decrease from the 696 last year.

Code 22, Medical, had 76 grievances in 2009, a decrease from the 109 last year. These grievances concerned course of treatment, quality of care, follow up appointments, specialty care, and medication. The decrease is being attributed to increased communication between the IGP Supervisor, Nurse Administrator, and Deputy Superintendent for Health Services, which allows for the resolution of complaints prior to them becoming grievances.

Code 31, Rules and Regulations, had 69 grievances in 2009, a decrease from the 78 last year. These grievances concerned privacy curtains, dress code, sign in/out sheets, securing of cells for daily movement, and showers.

Code 49, Staff Conduct, had 42 grievances in 2009, a decrease from the 155 last year. These grievances alleged racial discrimination, verbal abuse, threats, improper use of force, sexual harassment, inappropriate language and assault. It is noted that there was a new Deputy Superintendent for Security, Captain, and Superintendent in 2009.

Downstate Correctional Facility (Reception)

There were 478 grievances filed in 2009, an increase from the 459 last year.

Code 22, Medical, had 49 grievances in 2009, an increase from the 48 last year. These grievances concerned continuation of previously provided treatment, medication, eye glasses, footwear permits, specialist recommendations and delays in receiving treatment from outside providers.

Code 29, Inmate Property, had 50 grievances in 2009, a decrease from the 53 last year. These grievances concerned new property limits, packing of property for transportation, and loss of property.

Code 30, Package Room, had 12 grievances in 2009, an increase from the 5 last year. These grievances concerned untimely delivery of packages, denial of items, and a supervisor's review.

Code 49, Staff Conduct, had 72 grievances in 2009, a decrease from the 100 last year. These grievances alleged verbal abuse, racial discrimination, sexual harassment, incompetence and assault. The number of grievances filed this year is consistent with the 65 filed in both 2006 and 2007.

Downstate Correctional Facility (Cadre)

There were 54 grievances filed in 2009, a decrease from the 57 last year.

Code 22, Medical, had 11 grievances in 2009, an increase from the 6 last year. These grievances concerned quality of care, medication, sick call, and specialist appointments.

Code 30, Package Room, had 8 grievances in 2009, a decrease from the 15 last year. These grievances concerned denial of items, missing items, postage, and requests for a supervisor's review.

Code 49, Staff Conduct, had 9 grievances in 2009, an increase from the 5 last year. These grievances alleged sexual harassment, racial discrimination, verbal abuse, and assault.

Fishkill Correctional Facility

There were 1,248 grievances filed in 2009, a decrease from the 1,747 last year. Of these, 520 grievances were filed by S-block inmates compared to the 847 last year. The decrease is attributed to continued efforts by the facility administration to ensure that the IGP and security supervisors increase their rounds and address issues, prior to them becoming grievances.

Code 22, Medical, had 220 grievances in 2009, a decrease from the 338 last year. These grievances concerned sick call, delay in care, confidentiality, course of treatment, specialist referrals, medication, footwear, eyeglasses, and a cane. The decrease is being attributed to a new provider scheduling policy, which affected the number of inmates missing their medication.

Code 24, Special Housing Units, had 110 grievances in 2009, a decrease from the 226 last year. S-Block inmates filed 101 of these grievances compared to 199 last year. These grievances concerned headphones, meal delivery, bin exchange, supplies, laundry, and linen exchange.

Code 37, Mess Hall, had 40 grievances in 2009, a decrease from the 66 last year. These grievances concerned portions, temperature of food, and adherence to the menu, CAD meal items, and special diet items.

Code 49, Staff Conduct, had 336 grievances in 2009, a decrease from the 341 last year. Of these, 144 were filed by S-block inmates compared to 150 last year. These grievances alleged meal tampering, threats, assault, excessive force, abusive language, racial slurs, and retaliation.

Green Haven Correctional Facility

There were 2,162 grievances filed in 2009, a decrease from the 2,344 last year. The decrease can be attributed to a continued effort by the IGP staff and administration to resolve issues prior to them becoming grievances. This effort has improved the operation of the IGP and reduced the number of grievances filed over the past three years; 3,135 in 2006 and 2,825 in 2007.

Code 3, Correspondence, had 126 grievances in 2009, an increase from the 55 last year. These grievances concerned delays in processing, postage, returned mail, missing mail, handling of contraband, and denial of pictures. The increase is due to staff shortages in the mailroom, which has caused delays in the processing of incoming mail.

Code 6, Guidance Unit/Counseling, had 93 grievances in 2009, a decrease from the 145 last year. These grievances concerned requests for transfer, double bunking past 60 days, the marriage process, phone number list, and needs assessments.

Code 22, Medical, had 341 grievances in 2009, an increase from the 332 last year. These grievances concerned quality of care, denial of care, sick call, second opinions, medication, medical permits, requests for outside specialist referrals, and courses of treatment.

Code 23, Housing-Internal Block Affairs, had 302 grievances in 2009, a decrease from the 321 last year. These grievances concerned supplies, showers, rounds, call outs, recreation, feed ups, phone procedures, and mail distribution.

Code 30, Package Room, had 274 grievances in 2009, an increase from the 245 last year. These grievances concerned the denial of items, missing and spoiled packages, shipping charges, damaged property, and completion of disposal forms.

Code 49, Staff Conduct, had 173 grievances in 2009, a decrease from the 181 last year. These grievances alleged verbal abuse, retaliation, destruction of property, false misbehavior reports, assault, excessive force, sexual harassment, and inappropriate pat frisks.

Taconic Correctional Facility

There were 121 grievances filed in 2009, an increase from the 84 last year.

Code 22, Medical, had 19 grievances in 2009, an increase from the 11 last year. These grievances concerned quality of care, requests for outside specialists, medication, and sick call. It is noted that 1 inmate filed 6 of these grievances.

Code 25.3, Pat Frisk (Female Inmate), had 12 grievances in 2009, an increase from the 0 last year. It is noted that all of these grievances alleged that a specific officer conducted pat frisks improperly.

Code 49, Staff Conduct, had 44 grievances in 2009, an increase from the 19 last year. These grievances alleged verbal harassment, racial discrimination, physical assault, and sexual harassment.

GREAT MEADOW HUB

Coxsackie Correctional Facility

There were 858 grievances filed in 2009, an increase from the 820 last year. It is noted that the IGP Supervisor is continuing his efforts to resolve issues informally prior to them becoming grievances.

Code 22, Medical, had 126 grievances in 2009, a decrease from the 136 last year. These grievances concerned requests for surgery, medication, medical permits, sick call, specialist, hearing aids, eye glasses, and medical negligence.

Code 23, Housing- Internal Block Affairs, had 44 grievances in 2009, a decrease from the 47 last year. These grievances concerned supplies, denied call outs, showers, recreation, television schedule, and cell clean up.

Code 37, Mess Hall, had 48 grievances in 2009, an increase from the 47 last year. These grievances concerned improper forecasting of meals and substitution of menu items, incomplete meal trays, meal temperatures, and religious and therapeutic diets.

Code 49, Staff Conduct, had 278 grievances in 2009, an increase from the 225 last year. These grievances alleged intimidation, conspiracy, interference with mail, threats, retaliation for grievances, racial discrimination, excessive use of force, assault, sexual abuse, denial of services, and false misbehavior reports.

Great Meadow Correctional Facility

There were 1,799 grievances filed in 2009, a decrease from the 2,743 last year. The decrease is attributed to the efforts of the IGRC Sergeant and former Inmate Grievance Program Supervisor to informally resolve issues prior to them becoming grievances. It is also noted that the correspondence office and guidance unit are fully staffed, contributing to significant reductions in grievances. Program Services, Codes 1-20, had 367 grievances in 2009, a decrease from the 603 last year. Health Services, Codes 21-22.1, had 488 grievances in 2009, a decrease from the 704 last year. Facility Operations, Codes 23-31, had 333 grievances in 2009, a decrease from the 503 last year. Administrative Services, Codes 32-39, had 241 grievances in 2009, a decrease from the 427 last year. Counsel, Codes 40-43, had 60 grievances in 2009, a decrease from the 81 last year. Additionally, Executive Direction, Codes 44-50, had 289 grievances in 2009, a decrease from the 425 last year.

Code 2, Incentive Wage Allowance, had 60 grievances in 2009, a decrease from the 144 last year. These grievances concerned improper pay after changing programs, denial of back pay and pay raises from progress reports. The decrease is the result of training given to staff on the proper process to complete inmate wage sheets.

Code 22, Medical, had 401 grievances in 2009, a decrease from the 593 last year. These grievances concerned requests for outside specialists, outside specialist recommendations not being followed, doctor appointments, medical permits, eye glasses, medication, physical therapy, and orthopedic footwear. Grievances have continued to decrease after a new facility doctor and Nurse Administrator were hired in February 2008. There were 748 grievances filed in 2007.

Code 49, Staff Conduct, had 232 grievances in 2009, a decrease from the 283 last year. These grievances alleged verbal abuse, racial discrimination, assault, sexual harassment, threats, deprivation of services, and staff incompetence.

Greene Correctional Facility

There were 286 grievances filed in 2009, an increase from the 207 last year. There were 124 grievances filed in S-block, an increase from the 117 last year.

Code 22, Medical, had 49 grievances in 2009, an increase from the 40 last year. These grievances concerned medical procedures and treatment, specialty care requests, doctor appointments and medication issues.

Code 37, Mess Hall, had 16 grievances in 2009, the same as last year. These grievances concerned food temperature, portions, adherence to the menu, CAD meal items and special diet concerns.

Code 49, Staff Conduct, had 94 grievances in 2009, an increase from the 52 last year. These grievances alleged verbal abuse, racial discrimination, threats, unprofessional conduct, false misbehavior reports and assault.

Hudson Correctional Facility

There were 25 grievances filed in 2009, a decrease from the 26 last year.

Code 22, Medical, had 3 grievances in 2009, an increase from the 1 last year. These grievances concerned requests for specialty care and medication.

Code 49, Staff Conduct, had 19 grievances in 2009, a decrease from the 24 last year. These grievances alleged unprofessional conduct, racial slurs, verbal abuse, and threats.

Moriah Shock Incarceration Facility

There were 0 grievances filed in 2009, the same as last year.

Mt. McGregor Correctional Facility (Medium)

There were 88 grievances filed in 2009, a decrease from the 133 last year.

Code 22, Medical, had 6 grievances in 2009, a decrease from the 16 last year. These grievances concerned special boots, an inhaler, back brace, and treatment for a foot and fungal problem. The decrease is attributed to a decreased population as a result of the closure of the minimum section of the facility in 2008. This reduced the number of beds from 800 in 2008 to 532 in 2009.

Code 30, Package Room, had 8 grievances in 2009, the same as last year. These grievances concerned postage charges, denied, damaged and missing items, and the review of items.

Code 49, Staff Conduct, had 33 grievances in 2009, a decrease from the 44 last year. These grievances alleged denied recreation, false misbehavior reports, destruction of religious items, threats, physical abuse, and improper pat frisks.

Washington Correctional Facility

There were 74 grievances filed in 2009, a decrease from the 179 last year.

Code 20, ASAT, had 2 grievances in 2009, a decrease from the 9 last year. Both grievances concerned removal from the program.

Code 22, Medical, had 17 grievances in 2009, a decrease from the 35 last year. These grievances concerned delay in treatment, denial of care, doctor appointments, specialty care, medication, and medical permits. The decrease is being attributed to the hiring of a new nurse administrator in the Fall of 2008, who has taken a proactive role in resolving medical concerns prior to them becoming formal grievances. There were 25 grievances filed in 2007.

Code 49, Staff Conduct, had 29 grievances in 2009, a decrease from the 63 last year. These grievances alleged physical abuse, racial slurs, threats, verbal abuse, and staff incompetence. The decrease is due in part to lower turnover in staff, as opposed to previous years, which allows for greater consistency and stability. There were 48 grievances filed in 2007.

ELMIRA HUB

Auburn Correctional Facility

There were 1,933 grievances filed in 2009, a decrease from the 1,979 last year.

Code 22, Medical, had 259 grievances in 2009, an increase from the 252 last year. These grievances concerned quality of care, allegations of staff incompetence, and access to medical care.

Code 24, Special Housing Units, had 75 grievances in 2009, a decrease from the 119 last year. These grievances concerned access to clippers/trimmers, cell repairs, and denial of privileges.

Code 29, Inmate Personal Property, had 176 grievances in 2009, an increase from the 146 last year. These grievances concerned property lost in transit between facilities and during internal moves, I-64 forms, and property confiscated as contraband. There was a facility lock down in May 2009, which contributed to the increase in inmate property grievances.

Code 49, Staff Conduct, had 332 grievances in 2009, the same as last year. These grievances alleged verbal abuse, physical abuse, and deprivation of privileges.

Butler (Minimum) Correctional Facility

There were 36 grievances filed in 2009, a decrease from the 38 last year.

Code 22, Medical, had 1 grievance in 2009, a decrease from the 6 last year. This grievance concerned a request for an inflatable donut to use for support in a wheelchair.

Code 49, Staff Conduct, had 19 grievances in 2009, an increase from the 17 last year. These grievances alleged verbal abuse and harassment.

Butler (ASACTC) Correctional Facility

There were 29 grievances filed in 2009, a decrease from the 54 last year.

Code 21, Dental, had 2 grievances in 2009, a decrease from the 5 last year. These grievances concerned access to the dentist.

Code 49, Staff Conduct, had 24 grievances in 2008, a decrease from the 39 last year. These grievances alleged unprofessional staff and harassment.

Cayuga Correctional Facility

There were 228 grievances filed in 2009, a decrease from the 323 last year.

Code 20, ASAT, had 2 grievances in 2009, a decrease from the 15 last year. These grievances concerned removal from ASAT.

Code 22, Medical, had 31 grievances in 2009, a decrease from the 43 last year. These grievances concerned wanting the same medication as received in a previous facility, and wanting a second opinion.

Code 24, Special Housing Units, had 20 grievances in 2009, an increase from the 17 last year. These grievances concerned commissary purchases, and night lights.

Code 30, Package Room, had 8 grievances in 2009, a decrease from the 17 last year. These grievances concerned postage, supervisor reviews, and the processing of items.

Code 49, Staff Conduct, had 64 grievances in 2009, a decrease from the 101 last year. These grievances alleged verbal harassment, sexual assault during pat frisks and unprofessionalism.

Elmira Correctional Facility

There were 1,350 grievances filed in 2009, a decrease from the 1,528 last year.

Code 22, Medical, had 216 grievances in 2009, a decrease from the 256 last year. These grievances concerned sick call, second opinions, medication, medical records, requests to see a doctor, and eyeglasses.

Code 23, Housing-Internal Block Affairs, had 119 grievances in 2009, a decrease from the 164 last year. These grievances concerned not being let out for call outs, cleaning supplies, TV issues, keep lock

showers, and double bunk complaints. A new television system was installed during the second half of 2009, increasing the number of television stations available.

Code 37, Mess Hall, had 83 grievances in 2009, a decrease from the 103 last year. These grievances concerned CAD meals, menu changes, payroll issues, and not being called to work.

Code 49, Staff Conduct, had 190 grievances in 2009, an increase from the 184 last year. These grievances alleged threats, verbal abuse, assault, false misbehavior reports, and retaliation.

Five Points Correctional Facility

There were 1,778 grievances filed in 2009, a decrease from the 1,860 last year.

Code 1, Program Committee, had 88 grievances in 2009, an increase from the 78 last year. These grievances concerned pay rates for inmates who refuse mandatory programming, types of programs, program changes without notification, and back pay.

Code 22, Medical, had 238 grievances in 2009, a decrease from the 284 last year. These grievances concerned requests for stronger or different medication, wanting to see a doctor, type of care, outside referrals, bottom bunk requests, and special accommodations.

Code 24, Special Housing Units, had 98 grievances in 2009, an increase from the 79 last year. These grievances concerned cell temperature, haircuts, missing property, night lights, mail delivery, radio programming, and the 72 hour inventory policy for property.

Code 37, Mess Hall, had 72 grievances in 2009, an increase from the 53 last year. These grievances concerned spoiled milk and food, portions, CAD, and removal from special diets.

Code 49, Staff Conduct, had 176 grievances in 2009, a decrease from the 262 last year. These grievances alleged racial slurs, retaliation, assaults, destruction of property, false misbehavior reports and tampering with food. No reason was noted for the decrease in this code.

Monterey Shock Correctional Facility

There were 0 grievances filed in 2009, the same as last year.

Southport Correctional Facility

There were 2,634 grievances filed in 2009, a decrease from the 2,923 last year.

Code 3, Correspondence, had 222 grievances in 2009, a decrease from the 282 last year. These grievances concerned the denial of photographs, delays in processing mail, stapling photographs and cards, and mail watches.

Code 22, Medical, had 625 grievances in 2009, a decrease from the 676 last year. These grievances concerned pain medication being crushed, sick call, inadequate medical attention, front cuff orders, flats permits, eyeglasses, and medical records.

Code 23, Housing-Internal Block Affairs, had 200 grievances in 2009, a decrease from the 318 last year. These grievances concerned broken headphones, vents not working, mattresses worn out, cell clean up, problems with lights, problems with water, meal distribution, and cell searches.

Code 29, Inmate Property, had 195 grievances in 2009, a decrease from the 269 last year. These grievances concerned legal work, missing property, and mislabeled property.

Code 49, Staff Conduct, had 433 grievances in 2009, an increase from the 409 last year. These grievances alleged assault, harassment, racial slurs, and denial of showers, exercise and meals.

Willard Drug Treatment Campus

There were 0 grievances filed in 2009, the same as last year.

NEW YORK CITY HUB

Arthur Kill Correctional Facility

There were 320 grievances filed in 2009, a decrease from the 370 last year.

Code 22, Medical, had 140 grievances in 2009, a decrease from the 183 last year. These grievances concerned quality of care, treatment, requests to see a specialist, medication, sick call, permits, and medical boots. The decrease in grievances filed is attributed to the hiring of a doctor, a pharmacy aide and 3 nurses in 2009.

Code 30, Package Room, had 12 grievances in 2009, an increase from the 10 last year. These grievances concerned denial of a sergeant's review, disallowed and lost items, watch not returned to the visitor, and denial of items such as Smokeless tobacco and an instrument case.

Code 49, Staff Conduct, had 58 grievances in 2009, a decrease from the 63 last year. These grievances alleged harassment, verbal abuse, racial slurs, staff incompetence and physical abuse.

Bayview Correctional Facility

There were 74 grievances filed in 2009, a decrease from the 101 last year. It is noted that there was an increase in grievances filed in 2008 which was due to the IGRC Clerk encouraging other inmates to submit grievances. She was paroled on 10/10/08, and grievances have since decreased. It is further noted that there were 61 grievances filed in 2007 and 66 grievances filed in 2006.

Code 22, Medical, had 14 grievances in 2009, a decrease from the 33 last year. These grievances concerned delays in seeing medical staff, medication, prescription refills, lost medical records, quality of care, staff attitude, and length of time for test results. It is noted that a Nurse Administrator and 5 nurses were hired in 2009, and that there was a change in the prescription renewal process in late 2008.

Code 41, Legal Mail, had 4 grievances in 2009, an increase from the 1 last year. These grievances concerned the procedure to receive legal mail, delay in receiving legal mail, mail not being treated as privileged, and mail being detained for a Sergeant's signature.

Code 49, Staff Conduct, had 25 grievances in 2009, a decrease from the 29 last year. These grievances alleged threats, harassment, denial of supplies, staff attitude, retaliation, verbal and physical abuse.

Edgecombe Correctional Facility

There were 0 grievances filed in 2009, the same as last year.

Fulton Correctional Facility

There were 2 grievances filed in 2009, a decrease from the 12 last year.

Code 7, Recreation, had 1 grievance in 2009, a decrease from the 2 last year. This grievance concerned the denial of outside exercise.

Code 37, Mess Hall, had 1 grievance in 2009, a decrease from the 4 last year. This grievance concerned securing mess hall workers.

Lincoln Correctional Facility

There were 0 grievances filed in 2009, a decrease from the 3 last year.

Queensboro Correctional Facility

There were 51 grievances filed in 2009, an increase from the 48 last year.

Code 22, Medical, had 5 grievances in 2009, the same as last year. These grievances concerned medication, medical indifference, delays in care, quality of care, permits and denial of contacts.

Code 37, Mess Hall, had 3 grievances in 2009, the same as last year. These grievances concerned signing the special diet sheet, alternative meals and the CAD.

Code 49, Staff Conduct, had 23 grievances in 2009, an increase from the 14 last year. These grievances alleged unprofessional staff, harassment, fear of retaliation, delay in receiving medication, conspiracy, physical abuse, improperly confiscated items, cell moves, verbal abuse, religious violations and threats.

Sing Sing Correctional Facility

There were 1,615 grievances filed in 2009, an increase from the 1,562 last year.

Code 22, Medical, had 248 grievances in 2009, an increase from the 241 last year. These grievances concerned delays in care, quality of care, denial of sick call, medication and requests for outside specialists and permits.

Code 23, Housing - Internal Block Affairs, had 182 grievances in 2009, an increase from the 155 last year. These grievances concerned denial of showers, exercise, cell maintenance, staff behavior, the lack of hot water, double bunk placement, notification of sick call, and cell location.

Code 30, Package Room, had 126 grievances in 2009, a decrease from the 187 last year. These grievances concerned packages being delayed and denied, removing permits from package room folders, not provided disposal options, postage, posting package lists and missing items. The decrease is attributed to consistent staffing in the area.

Code 49, Staff Conduct, had 163 grievances in 2009, an increase from the 141 last year. These grievances alleged harassment, threats, physical assault, verbal abuse, and intimidation. The increase is attributed to the overall increase in grievances filed.

WENDE HUB

Albion Correctional Facility

There were 181 grievances filed in 2009, a decrease from the 218 last year.

Code 22, Medical, had 22 grievances in 2009, an increase from the 21 last year. These grievances concerned medications, sick call scheduling, orthotics, access to physicians and specialty consultations.

Code 30, Package Room, had 28 grievances in 2009, a decrease from the 47 last year. These grievances concerned beard trimmers, clothing, drink mixes with antioxidants, processing delays, missing or

damaged packages, coffee, handicraft items, hot peppers, shipping costs, tarot cards and turkey wings. The decrease in this code is attributed to consistent staffing this year, as opposed to the high turnover in staff last year.

Code 49, Staff Conduct, had 60 grievances in 2009, an increase from the 54 last year. These grievances alleged verbal harassment, sexual discrimination, use of physical force and threats.

Attica Correctional Facility

There were 1,700 grievances filed in 2009, an increase from the 1,685 last year.

Code 21, Dental, had 26 grievances in 2009, a decrease from the 53 last year. These grievances concerned cleanings, cavities, oral surgery, and dentures. The decrease is attributed to the addition of several dentists, resulting in greater access to services.

Code 22, Medical, had 349 grievances in 2009, an increase from the 343 last year. These grievances concerned medications, sick call not being scheduled, incorrect treatments, requests for facility doctor appointments, questions regarding the doctor's determinations, and allegations of mistreatment by medical staff.

Code 24, Special Housing Units, had 128 grievances in 2009, an increase from the 109 last year. These grievances concerned supplies, exercise, property, access to staff and services, showers, and unit operating procedures. It is noted that the Office of Mental Health has expanded its operation in the SHU.

Code 49, Staff Conduct, had 190 grievances in 2009, an increase from the 165 last year. These grievances alleged physical assault, verbal abuse, sexual harassment, discrimination and threats.

Buffalo Correctional Facility

There was 1 grievance filed in 2009, the same as last year.

Code 45, Temporary Release Committee, had 1 grievance in 2008, an increase from the 0 last year. This grievance challenged a TRC determination.

Collins Correctional Facility

There were 727 grievances filed in 2009, a decrease from the 775 last year. It is noted that there were 573 S-Block grievances filed in 2009, a decrease from the 584 last year.

Code 21, Dental, had 32 grievances in 2009, an increase from the 12 last year. These grievances concerned scheduling, delays in care, cleanings, denture fabrications, and extractions. No reasons for the increase in this code were noted.

Code 22, Medical, had 143 grievances in 2009, a decrease from the 160 last year. These grievances concerned quality of care, delays in care, medical procedures, medication, and outside consultation requests.

Code 28, Tier III Policy & Procedure, had 12 grievances in 2009, a decrease from the 46 last year. These grievances concerned dismissal and expunction of misbehavior reports, pre-hearing confinement, false testimony allegations, and restricted diet sanctions.

Code 37, Mess Hall, had 53 grievances in 2009, an increase from the 31 last year. These grievances concerned portions, Cold Alternative Diets and the serving temperature of the disciplinary loaf.

Code 44, Inmate Grievance Program, had 39 grievances in 2009, an increase from the 14 last year. These grievances concerned the processing of grievances, violations of Directive #4040, biased interviews, allegations of misconduct by the IGP Supervisor, and the accuracy of Superintendent responses. It is noted that 18 of these grievances were filed by 1 inmate.

Code 49, Staff Conduct, had 16 grievances in 2009, a decrease from the 36 last year. These grievances alleged physical and verbal abuse, racism, sexual harassment and threats.

Gowanda Correctional Facility

There were 290 grievances filed in 2009, a decrease from the 436 last year.

Code 3, Correspondence, had 10 grievances in 2009, a decrease from the 21 last year. These grievances concerned the denial of photographs, receipt mail, delays in distribution, and postage fees.

Code 6, Guidance Unit/Counseling, had 12 grievances in 2009, a decrease from the 37 last year. These grievances concerned reassignment to the Sex Offender Counseling and Treatment Program (SOCTP), refusal of programs, credit for prior program participation, inaccurate information in guidance folders, self incrimination in the SOCTP, and violations of the SOCTP agreement.

Code 22, Medical, had 61 grievances in 2009, an increase from the 55 last year. These grievances concerned medications, access to medical staff, delays in care, ADA requests, limitations on mobility, work and programming, prosthetics, medical holds, prescription renewals, quality of care, nurse administered medications, and requests for specialist consultations. It is noted that the medical department has recently filled the vacancy created by the retirement of the Nurse Administrator. Additionally, 1 inmate filed 15 grievances in this code.

Code 49, Staff Conduct, had 52 grievances in 2009, a decrease from the 127 last year. These grievances alleged threats, verbal abuse, discriminatory remarks/treatment, retaliation, unprofessionalism and physical abuse.

Groveland Correctional Facility

There were 229 grievances filed in 2009, a decrease from the 230 last year.

Code 22, Medical, had 44 grievances in 2009, an increase from the 39 last year. These grievances concerned medical treatment, medications, wheelchair gloves, sick call, access to specialists, quality of care, and timeliness of care.

Code 24, Special Housing Units, had 8 grievances in 2009, an increase from the 0 last year. These grievances concerned property limits, shaving in cells, smoking in SHU exercise areas, an inoperable water fountain and pork being served to SHU Muslims. It is noted that the SHU was closed for several years, but reopened in January 2009.

Code 30, Package Room, had 10 grievances in 2009, a decrease from the 27 last year. These grievances concerned staff adherence to and interpretations of Directive #4911, denied items, frozen foods, missing items, product seals, disposal options, and returning disallowed packages to visitors.

Code 49, Staff Conduct, had 47 grievances in 2009, an increase from the 45 last year. These grievances alleged verbal abuse, physical assault, threats, discrimination and sexual harassment.

Lakeview Correctional Facility

There were 743 grievances filed in 2009, an increase from the 504 last year. It is noted that there were 726 S-Block grievances filed in 2009, an increase from the 494 last year.

Code 22, Medical, had 113 grievances in 2009, an increase from the 79 last year. These grievances concerned requests to see specialists, delays in care, requests for specific providers, medications, medical permits and sick call requests.

Code 23, Housing - Internal Block Affairs, had 150 grievances in 2009, an increase from the 96 last year. These grievances concerned enforcement of property limits, showers, supplies, and adherence by staff to unit procedures.

Code 28, Tier III Policy & Procedure, had 53 grievances in 2009, an increase from the 20 last year. These grievances concerned false statements, retaliation, denial of witnesses and adherence to time frames.

Code 44, Inmate Grievance Program, had 31 grievances in 2009, an increase from the 10 last year. These grievances concerned time frames, adherence to grievance policies and procedures, rounds of the units and allegations of improper conduct by the IGP Supervisor.

Code 49, Staff Conduct, had 64 grievances in 2009, an increase from the 25 last year. These grievances alleged verbal harassment, physical assault, threats, discrimination and sexual harassment. It is noted that 1 inmate filed 20 grievances in this code.

Livingston Correctional Facility

There were 256 grievances filed in 2009, a decrease from the 322 last year. It is noted that medical services and SHU cells are no longer being shared with Groveland Correctional Facility.

Code 3, Correspondence, had 4 grievances in 2009, a decrease from the 21 last year. These grievances concerned disallowed materials and privileged correspondence.

Code 22, Medical, had 27 grievances in 2009, a decrease from the 42 last year. These grievances concerned access to medical care, medications, requests for outside specialist consultations, denial of sick call, delays in care, and medical permits. The decrease is attributed to adequate physician coverage this year, as opposed to last year when there was only one physician working 15 hours per week.

Code 49, Staff Conduct, had 26 grievances in 2009, a decrease from the 47 last year. These grievances alleged physical abuse, verbal abuse, threats, discrimination, and misbehavior reports.

Orleans Correctional Facility

There were 654 grievances filed in 2009, a decrease from the 663 last year. It is noted that there were 302 S-Block grievances filed in 2009, an increase from the 183 last year.

Code 22, Medical, had 104 grievances in 2009, an increase from the 87 last year. These grievances concerned medication, quality of care, delays in care, and specialist consultations.

Code 24, Special Housing Units, had 44 grievances in 2009, an increase from the 19 last year. These grievances concerned supplies, showers, exercise, double bunking, announcing rounds, night lights and requests to be moved.

Code 30, Package Room, had 22 grievances in 2009, a decrease from the 25 last year. These grievances concerned disallowed items, hermetically sealed items being opened, receipts, cosmetics, and footwear.

Code 49, Staff Conduct, had 67 grievances in 2009, a decrease from the 132 last year. These grievances alleged verbal harassment and threats, sexual harassment, discrimination, assaults, and incompetence.

Rochester Correctional Facility

There was 1 grievance filed in 2009, a decrease from the 11 last year. The decrease is attributed to the continuing efforts of the Deputy Superintendent for Programs to informally resolve issues before they are filed as formal grievances.

Code 37, Mess Hall, had 1 grievance in 2009, an increase from the 0 last year. This grievance concerned the use of gloves by kitchen staff.

Wende Correctional Facility

There were 2,050 grievances filed in 2009, a decrease from the 2,133 last year.

Code 6, Guidance Unit / Counseling, had 133 grievances in 2009, an increase from the 104 last year. These grievances concerned counselor rounds, denial of programs, FRP applications, guidance folders reviews, transfer requests, and access to the counselor.

Code 22, Medical, had 294 grievances in 2009, a decrease from the 399 last year. These grievances concerned medical care, permits, treatment methods and delays, prescriptions, special diet requests, and specialist consultations. It is noted that the medical department is now almost fully staffed and that this has provided greater access and more timely care for inmates.

Code 23, Housing - Internal Block Affairs, had 279 grievances in 2009, a decrease from the 297 last year. These grievances concerned recreation, showers, unit temperatures, doors left open, fans in the winter, meals, call outs, phone calls, and hair cuts.

Code 30, Package Room, had 84 grievances in 2009, an increase from the 77 last year. These grievances concerned disallowed items, lost or damaged items and interpretations of the directive by staff.

Code 49, Staff Conduct, had 256 grievances in 2009, a decrease from 325 last year. These grievances alleged harassment, assault, threats, verbal abuse, discrimination, and retaliation.

Wyoming Correctional Facility

There were 384 grievances filed in 2009, an increase from the 318 last year.

Code 22, Medical, had 71 grievances in 2009, an increase from the 56 last year. These grievances concerned requests for prompt treatment, treatment from outside specialists, medication, and medical permits.

Code 30, Package Room, had 30 grievances in 2009, an increase from the 19 last year. These grievances concerned supplies, showers, and cleaning procedures.

Code 49, Staff Conduct, had 83 grievances in 2009, an increase from the 81 last year. These grievances alleged verbal harassment, verbal threats, and use of profanity.

APPENDIX

1. Inmate Grievance - A Statistical History
2. Grievances Filed By Facility By HUB
3. 2009 Year End Statistical Report - All Facilities
4. 2009 Year End Code Classification Report - All Facilities
5. Central Office Review Committee (CORC) Year End Statistics
6. Central Office Review Committee (CORC) Year End Code Classification Sheet
7. Grievances Filed By Facility, Hub, Nature And Type
8. Unusual Incidents By Type During 2009

INMATE GRIEVANCE - A STATISTICAL HISTORY

| YEAR | INMATE POPULATION | GRIEVANCES FILED | GRIEVANCES CORC |
|------|----------------------|---------------------|--------------------|
| 2001 | 69,164 | 45,624 | 11,754 |
| 2002 | 67,117 | 44,405 | 12,395 |
| 2003 | 66,056 | 45,226 | 14,432 |
| 2004 | 64,663 | 44,587 | 15,374 |
| 2005 | 63,360 | 45,345 | 15,122 |
| 2006 | 63,316 | 44,484 | 14,531 |
| 2007 | 63,507 | 46,529 | 15,506 |
| 2008 | 61,728 | 43,087 | 15,086 |
| 2009 | 59,471 | 37,557 | 13,155 |

GRIEVANCE SUBMISSIONS - HUB

| <u>Oncida:</u> | <u>2007</u> | <u>2008</u> | <u>2009</u> |
|-----------------------|--------------------|--------------------|--------------------|
| Camp Georgetown | 36 | 15 | 18 |
| Camp Pharsalia | 42 | 34 | 14 |
| Hale Creek - ASAT | 146 | 77 | 48 |
| Marcy/Marcy ASAT | 538 | 434 | 491 |
| Mid-State | 525 | 648 | 458 |
| Mohawk | 663 | 750 | 332 |
| Oncida | 320 | 187 | 260 |
| Summit Shock | 12 | 18 | 7 |
| Total: | 2,282 | 2,163 | 1,628 |

Watertown:

| | | | |
|---------------|--------------|--------------|--------------|
| Cape Vincent | 272 | 343 | 279 |
| Gouverneur | 719 | 791 | 789 |
| Ogdensburg | 120 | 134 | 92 |
| Riverview | 559 | 376 | 271 |
| Watertown | 113 | 122 | 113 |
| Total: | 1,783 | 1,766 | 1,544 |

Clinton:

| | | | |
|-----------------|--------------|--------------|--------------|
| Adirondack | 58 | 63 | 68 |
| Altona | 142 | 154 | 190 |
| Bare Hill | 752 | 851 | 750 |
| Camp Gabriels | 18 | 16 | 3 |
| Chateaugay ASAT | 20 | 23 | 6 |
| Clinton - Annex | 380 | 318 | 315 |
| Clinton - Main | 1,908 | 2,149 | 1,198 |
| Franklin | 663 | 501 | 440 |
| Lyon Mt. | 39 | 25 | 30 |
| Upstate | 4,476 | 3,980 | 3,450 |
| Total: | 8,456 | 8,080 | 6,450 |

Sullivan:

| | | | |
|---------------|--------------|--------------|--------------|
| Eastern | 743 | 615 | 493 |
| Mid-Orange | 241 | 238 | 240 |
| Otisville | 311 | 278 | 129 |
| Shawangunk | 886 | 862 | 880 |
| Sullivan | 845 | 813 | 693 |
| Ulster | 66 | 46 | 34 |
| Wallkill | 531 | 245 | 185 |
| Woodbourne | 282 | 338 | 289 |
| Total: | 3,905 | 3,435 | 2,943 |

GRIEVANCE SUBMISSIONS - HUB

| <u>Green Haven:</u> | <u>2007</u> | <u>2008</u> | <u>2009</u> |
|---------------------|--------------|--------------|--------------|
| Beacon | 50 | 50 | 47 |
| Bedford Hills | 587 | 696 | 486 |
| Downstate | 65 | 57 | 54 |
| Downstate Recep. | 343 | 459 | 478 |
| Fishkill | 1,617 | 1,747 | 1,248 |
| Green Haven | 2,825 | 2,344 | 2,162 |
| Taconic | 96 | 84 | 121 |
| Total: | 5,583 | 5,437 | 4,596 |

Great Meadow:

| | | | |
|-------------------|--------------|--------------|--------------|
| Coxsackie | 1,306 | 820 | 858 |
| Greene | 168 | 207 | 286 |
| Great Meadow | 2,632 | 2,743 | 1,799 |
| Hudson | 21 | 26 | 25 |
| Mt. McGregor/Min. | 4 | 1 | 0 |
| Mt. McGregor/Med. | 93 | 133 | 88 |
| Moriah Shock | 0 | 0 | 0 |
| Washington | 159 | 179 | 74 |
| Total: | 4,383 | 4,109 | 3,130 |

Wende:

| | | | |
|----------------|--------------|--------------|--------------|
| Albion | 269 | 218 | 181 |
| Attica | 1,590 | 1,685 | 1,700 |
| Buffalo | 3 | 1 | 1 |
| Collins | 1,037 | 775 | 727 |
| Gowanda | 384 | 436 | 290 |
| Groveland | 336 | 230 | 229 |
| Lakeview | 645 | 504 | 743 |
| Lakeview Shock | 0 | 0 | 0 |
| Livingston | 237 | 322 | 256 |
| Orleans | 622 | 663 | 654 |
| Rochester | 1 | 11 | 1 |
| Wende | 2,026 | 2,133 | 2,050 |
| Wyoming | 353 | 318 | 384 |
| Total: | 7,503 | 7,296 | 7,216 |

GRIEVANCE SUBMISSIONS - HUB

| <u>Elmira:</u> | <u>2007</u> | <u>2008</u> | <u>2009</u> |
|--|-------------------|-------------------|-------------------|
| Auburn | 2,439 | 1,979 | 1,933 |
| Butler ASAT | 104 | 54 | 36 |
| Butler/Minimum | 47 | 38 | 29 |
| Cayuga | 238 | 323 | 228 |
| Elmira | 1,842 | 1,528 | 1,350 |
| Five Points | 2,245 | 1,860 | 1,778 |
| Monterey Shock | 0 | 0 | 0 |
| Southport | 3,497 | 2,923 | 2,634 |
| Willard | 13 | 0 | 0 |
| Total: | 10,425 | 8,705 | 7,988 |
| <u>New York City:</u> | | | |
| Arthur Kill | 373 | 370 | 320 |
| Bayview | 61 | 101 | 74 |
| Edgecombe | 0 | 0 | 0 |
| Fulton | 1 | 12 | 2 |
| Lincoln | 0 | 3 | 0 |
| Queensboro | 49 | 48 | 51 |
| Sing Sing | 1,725 | 1,562 | 1,615 |
| Total: | 2,209 | 2,096 | 2,062 |
| Total Filed State Wide: | 46,529 | 43,087 | 37,557 |

INMATE GRIEVANCE PROGRAM
2009 ALL REGIONS

| | Current Month | YTD |
|--|------------------|--------|
| 1 Pending at Committee Level (On hand beginning of month) | 832 | XXXXXX |
| 2 Pending Superintendent's action (On hand beginning of month) | 609 | XXXXXX |
| 3 Grievances submitted during current month | 0 | 37557 |
| 4 Total: lines 1+2+3 | 1484 | XXXXXX |
| 5 Withdrawn | 3 | 482 |
| 6 Informally Resolved | 31 | 3729 |
| 7 Not Heard by Committee Passed thru to Supt. (Harassment, emergencies, unlawful, untimely) | 35 | 6798 |
| 8 Heard by IGRC, closed favorable (No Appeal) | 272 | 4178 |
| 9 Heard by IGRC, closed unfavorable (No Appeal) | 174 | 5592 |
| 10 Heard by IGRC, Dismissed | 17 | 1844 |
| 11 Heard by IGRC, Appealed to Supt. | 162 | 9572 |
| 12 Heard by IGRC, Referred to Supt. | 81 | 3288 |
| 13 Heard by IGRC, Passed through to Supt. (Committee deadlocked) | 19 | 2074 |
| 14 End of report, pending IGRC (report next month line 1) | 0 | XXXXXX |
| 15 Total: lines 5 thru 14 (must equal total of lines 1 & 3) | 529 | XXXXXX |
| 16 Answered by Supt, favorable (from lines 2,7,11 & 13) | 43 | 2186 |
| 17 Answered by Supt, unfavorable (from lines 2,7,11 & 13) | 569 | 16258 |
| 18 Referrals answered by Supt, favorable (from lines 2 & 12) | 40 | 1302 |
| 19 Referrals answered by Supt, unfavorable (from lines 2 & 12) | 111 | 1986 |
| 20 End of report, pending Supt. (report next month line 2) | 0 | XXXXXX |
| 21 Appeal to CORC, institutional | 390 | 11457 |
| 22 Passed thru to CORC, departmental | 1 | 22 |
| 23 Non-Calendared contacts | 113 | 24556 |
| 24 Grievances from SHU | 344 | 10523 |

All Regions - YEAR END 2009

| | CM | YTD | Percent |
|--|----|-------|---------|
| PROGRAM SERVICES | | | |
| 1) Program Committee | 0 | 704 | 1.9% |
| 2) Incentive Wage Allowance | 0 | 384 | 1.0% |
| 3) Correspondence | 0 | 1346 | 3.6% |
| 4) Phone Home Program | 0 | 79 | 0.2% |
| 5) Visiting | 0 | 394 | 1.0% |
| 6) Guidance Unit/Counseling | 0 | 907 | 2.4% |
| 7) Recreation (TV, Yard, Movies, Radio, etc.) | 0 | 337 | 0.9% |
| 8) Adult Basic Education | 0 | 61 | 0.2% |
| 9) GED | 0 | 60 | 0.2% |
| 10) College Programs | 0 | 10 | 0.0% |
| 11) Vocational Programs | 0 | 80 | 0.2% |
| 12) Work Assignments | 0 | 144 | 0.4% |
| 13) Hobby Shop/Arts & Crafts | 0 | 10 | 0.0% |
| 14) Volunteer Services | 0 | 5 | 0.0% |
| 15) Special Events/Inmate Organizations | 0 | 102 | 0.3% |
| 16) Religion | 0 | 644 | 1.7% |
| 17) Family Reunion Program | 0 | 105 | 0.3% |
| 18) Media Review | 0 | 178 | 0.5% |
| 19) General Library | 0 | 130 | 0.3% |
| 20) ASAT | 0 | 351 | 0.9% |
| HEALTH SERVICES | | | |
| 21) Dental | 0 | 771 | 2.1% |
| 22) Medical | 0 | 7281 | 19.4% |
| 22.1) HIPAA (Medical Records, Disclosure, etc.) | 0 | 137 | 0.4% |
| FACILITY OPERATIONS | | | |
| 23) Housing - Internal Block Affairs | 0 | 2301 | 6.1% |
| 23.1) Smoke Free Policy | 0 | 22 | 0.1% |
| 24) Special Housing Units | 0 | 1422 | 3.8% |
| 25) Search & Seizure/Frisks/Contraband | 0 | 459 | 1.2% |
| 25.1) Strip Search | 0 | 9 | 0.0% |
| 25.2) Strip Frisk | 0 | 22 | 0.1% |
| 25.3) Pat Frisk (Female Inmate) | 0 | 17 | 0.0% |
| 26) Keeplock Policy & Procedure | 0 | 76 | 0.2% |
| 27) Tier I and II Policy & Procedure | 0 | 284 | 0.8% |
| 28) Tier III Policy & Procedure | 0 | 506 | 1.3% |
| 29) Inmate Property | 0 | 1265 | 3.4% |
| 30) Package Room - #4911 | 0 | 1615 | 4.3% |
| 31) Rules & Regulations | 0 | 730 | 1.9% |
| ADMINISTRATIVE SERVICES | | | |
| 32) Industry | 0 | 42 | 0.1% |
| 33) Personal Property Claims - #2733 | 0 | 461 | 1.2% |
| 34) State Issue - #3081 Clothing, #4009 Hygiene items. | 0 | 596 | 1.6% |
| 35) Commissary | 0 | 466 | 1.2% |
| 36) Inmate Accounts | 0 | 842 | 2.2% |
| 37) Mess Hall | 0 | 1364 | 3.6% |
| 38) Laundry | 0 | 144 | 0.4% |
| 39) Facility Maintenance | 0 | 431 | 1.1% |
| COUNSEL | | | |
| 40) Law Library | 0 | 912 | 2.4% |
| 41) Legal Mail | 0 | 274 | 0.7% |
| 42) Inmate Rights - Access/Courts/Counsel/Notary/etc. | 0 | 585 | 1.6% |
| 43) Mandatory Court Surcharge | 0 | 81 | 0.2% |
| EXECUTIVE DIRECTION | | | |
| 44) Inmate Grievance Program | 0 | 754 | 2.0% |
| 45) Temporary Release Committee | 0 | 23 | 0.1% |
| 46) Inter-Facility Transfers | 0 | 207 | 0.6% |
| 47) Grooming Standards | 0 | 91 | 0.2% |
| 48) Inmate Liaison Committee | 0 | 46 | 0.1% |
| 49) Staff Conduct | 0 | 6491 | 17.3% |
| 50) Miscellaneous | 0 | 799 | 2.1% |
| Total | 0 | 37557 | 100.0% |



BRIAN FISCHER
COMMISSIONER

STATE OF NEW YORK
DEPARTMENT OF CORRECTIONAL SERVICES
THE HARRIMAN STATE CAMPUS - BUILDING 2
1220 WASHINGTON AVENUE
ALBANY, N.Y. 12226-2050

MEMORANDUM

TO: Karen Bellamy, Director

FROM: Jeffery Hale, Assistant Director *JH*

RE: CORC Statistical Report for Year End, 2009

DATE: May 19, 2010

I. A. Number of cases received in mail on appeal to CORC: 13,155
B. Number of cases pending transmittal from previous period: 0
C. Number of cases calendared but received prior month: 0
D. Number of cases pending from previous period: 470
E. Total active during period: 13,625

II. A. Number of cases transmitted during the period: 13,155
B. Cases pending hearing:
Recal CORC : 0
Calendar : N/A
To be Calendared : 0
C. Total pending Hearing: 0
D. Dispositions pending transmittal: 470
E. Total active during period (II. E. Must equal I.E.): 13,625

III. Number of cases disposed during period:

| | Month | YTD: |
|------------|----------|----------|
| Prescreen: | 939 | 13,154 |
| CORC | <u>0</u> | <u>1</u> |
| | 939 | 13,155 |

IV. Meritorious disposals: Month: 219 or 47% of total disposed
YTD: 5,254 or 40% of total disposed

V. Average Days date filed to date received CORC: Month: 41 YTD: 37
Average Days at CORC: Month: 38 YTD: 26
Average Days date filed to date distributed: Month: 79 YTD: 64

JH/

| CORC HEARINGS - PROGRAM SERVICES | | Year End | 2009 | Current Month | YTD |
|--|--|----------|------|------------------|-------|
| 1) Program Committee | | | | 7 | 179 |
| 2) Incentive Wage Allowance | | | | 8 | 71 |
| 3) Correspondence | | | | 13 | 446 |
| 4) Phone Home Program | | | | 0 | 26 |
| 5) Visiting | | | | 4 | 149 |
| 6) Guidance Unit/Counseling | | | | 18 | 378 |
| 7) Recreation (TV, Yard, Movies, Radio, etc.) | | | | 11 | 93 |
| 8) Adult Basic Education | | | | 1 | 14 |
| 9) GED | | | | 0 | 12 |
| 10) College Programs | | | | 0 | 4 |
| 11) Vocational Programs | | | | 2 | 23 |
| 12) Work Assignments | | | | 1 | 41 |
| 13) Hobby Shop/Arts & Crafts | | | | 0 | 5 |
| 14) Volunteer Services | | | | 0 | 2 |
| 15) Special Events/Inmate Organizations | | | | 2 | 32 |
| 16) Religion | | | | 9 | 230 |
| 17) Family Reunion Program | | | | 0 | 36 |
| 18) Media Review | | | | 4 | 40 |
| 19) General Library | | | | 1 | 36 |
| 20) ASAT | | | | 4 | 109 |
| HEALTH SERVICES | | | | | |
| 21) Dental | | | | 9 | 281 |
| 22) Medical | | | | 105 | 2970 |
| 22.1) HIPAA (Medical Records, Disclosure, etc.) | | | | 1 | 91 |
| FACILITY OPERATIONS | | | | | |
| 23) Housing - Internal Block Affairs | | | | 10 | 507 |
| 23.1) Smoke-Free Policy | | | | 7 | 27 |
| 24) Special Housing Units | | | | 10 | 393 |
| 25) Search & Seizure/Frisks/Contraband | | | | 3 | 125 |
| 25.1) Strip Search | | | | 1 | 5 |
| 25.2) Strip Frisk | | | | 0 | 11 |
| 25.3) Pat Frisk (Female Inmates) | | | | 1 | 1 |
| 26) Keeplock Policy & Procedure | | | | 0 | 17 |
| 27) Tier I and II Policy & Procedure | | | | 3 | 49 |
| 28) Tier III Policy & Procedure | | | | 8 | 132 |
| 29) Inmate Property | | | | 7 | 304 |
| 30) Package Room - #4911 | | | | 15 | 365 |
| 31) Rules & Regulations | | | | 14 | 207 |
| ADMINISTRATIVE SERVICES | | | | | |
| 32) Industry | | | | 0 | 28 |
| 33) Personal Property Claims - #2733 | | | | 3 | 89 |
| 34) State Issue - #3081 Clothing, #4009 Hygiene items. | | | | 7 | 111 |
| 35) Commissary | | | | 4 | 93 |
| 36) Inmate Accounts | | | | 6 | 146 |
| 37) Mess Hall | | | | 16 | 416 |
| 38) Laundry | | | | 4 | 34 |
| 39) Facility Maintenance | | | | 3 | 124 |
| COUNSEL | | | | | |
| 40) Law Library | | | | 10 | 333 |
| 41) Legal Mail | | | | 2 | 114 |
| 42) Inmate Rights - Access/Courts/Counsel/Notary/etc. | | | | 9 | 277 |
| 43) Mandatory Court Surcharge | | | | 1 | 32 |
| EXECUTIVE DIRECTION | | | | | |
| 44) Inmate Grievance Program | | | | 15 | 392 |
| 45) Temporary Release Committee | | | | 0 | 18 |
| 46) Inter-Facility Transfers | | | | 1 | 94 |
| 47) Grooming Standards | | | | 0 | 17 |
| 48) Inmate Liaison Committee | | | | 2 | 12 |
| 49) Staff Conduct | | | | 97 | 3194 |
| 50) Miscellaneous | | | | 11 | 220 |
| Total | | | | 470 | 13155 |

NYS DEPARTMENT OF CORRECTIONAL SERVICES

INMATE GRIEVANCE PROGRAM

A Compilation of Grievances Filed by Facility, HUB, Nature and Type
January 2009 - December 2009

ONEIDA HUB

PROGRAM SERVICES

| | Georgetown | Hale Creek | Marcy | Midstate | Mohawk | Oneida | Pharsalia | Summit |
|----------------------------------|------------|------------|-------|----------|--------|--------|-----------|--------|
| 1 Program Committee | 1 | 0 | 16 | 6 | 6 | 2 | 0 | 0 |
| 2 Incentive Wage Allowance | 0 | 0 | 3 | 7 | 1 | 4 | 1 | 0 |
| 3 Correspondence | 0 | 0 | 8 | 10 | 8 | 6 | 1 | 0 |
| 4 Phone Home Program | 0 | 0 | 3 | 0 | 2 | 3 | 1 | 0 |
| 5 Visiting | 0 | 0 | 3 | 4 | 3 | 0 | 0 | 0 |
| 6 Guidance Unit/Counseling | 0 | 0 | 20 | 26 | 6 | 7 | 0 | 0 |
| 7 Recreation (Yard, Radio, etc.) | 1 | 0 | 6 | 2 | 2 | 1 | 0 | 0 |
| 8 Adult Basic Education | 0 | 0 | 3 | 0 | 0 | 1 | 0 | 0 |
| 9 GED | 0 | 0 | 2 | 4 | 2 | 0 | 0 | 0 |
| 10 College Programs | 0 | 0 | 0 | 0 | 0 | 0 | 0 | 0 |
| 11 Vocational Programs | 0 | 0 | 2 | 3 | 2 | 1 | 0 | 0 |
| 12 Work Assignments | 0 | 0 | 2 | 2 | 2 | 3 | 0 | 0 |
| 13 Hobby Shop/Arts & Crafts | 0 | 0 | 0 | 0 | 0 | 0 | 0 | 0 |
| 14 Volunteer Services | 0 | 0 | 0 | 0 | 0 | 1 | 0 | 0 |
| 15 Special Events/Inmate Org. | 0 | 0 | 2 | 1 | 0 | 0 | 0 | 0 |
| 16 Religion | 0 | 0 | 13 | 4 | 6 | 7 | 0 | 0 |
| 17 Family Reunion Program | 0 | 0 | 0 | 0 | 0 | 0 | 0 | 0 |
| 18 Media Review | 0 | 0 | 2 | 1 | 2 | 0 | 0 | 0 |
| 19 General Library | 0 | 0 | 2 | 1 | 2 | 2 | 0 | 0 |
| 20 ASAT | 1 | 2 | 29 | 18 | 4 | 28 | 0 | 0 |

HEALTH SERVICES

| | | | | | | | | |
|------------|---|----|-----|-----|----|----|---|---|
| 21 Dental | 0 | 0 | 2 | 5 | 1 | 5 | 1 | 0 |
| 22 Medical | 1 | 19 | 154 | 132 | 70 | 53 | 0 | 1 |
| 22.1 HIPAA | 0 | 0 | 0 | 0 | 0 | 2 | 0 | 0 |

FACILITY OPERATIONS

| | | | | | | | | |
|----------------------------------|---|---|----|----|----|---|---|---|
| 23 Housing/Internal Block | 0 | 0 | 16 | 28 | 20 | 8 | 4 | 0 |
| 23.1 Smoking Policy | 0 | 0 | 0 | 0 | 0 | 0 | 0 | 0 |
| 24 Special Housing Units | 0 | 0 | 2 | 7 | 5 | 8 | 0 | 0 |
| 25 Search & Seizure/Contraband | 0 | 0 | 5 | 5 | 2 | 3 | 0 | 0 |
| 25.1 Strip Search | 0 | 0 | 0 | 0 | 0 | 0 | 0 | 0 |
| 25.2 Strip Frisk | 0 | 0 | 0 | 0 | 0 | 0 | 0 | 0 |
| 25.3 Strip Frisk (Female Inmate) | 0 | 0 | 0 | 0 | 0 | 0 | 0 | 0 |
| 26 Keeplock Policy & Procedure | 0 | 0 | 0 | 0 | 0 | 2 | 0 | 0 |
| 27 Tier I and II P & P | 1 | 0 | 3 | 2 | 6 | 2 | 0 | 0 |
| 28 Tier III Policy & Procedure | 0 | 0 | 1 | 14 | 1 | 1 | 0 | 0 |
| 29 Inmate Property | 0 | 0 | 0 | 9 | 3 | 4 | 1 | 0 |
| 30 Package Room - #4911 | 0 | 0 | 13 | 18 | 13 | 2 | 0 | 1 |
| 31 Rules & Regulations | 1 | 0 | 12 | 2 | 4 | 2 | 0 | 0 |

ADMINISTRATIVE SERVICES

| | | | | | | | | |
|-------------------------------------|---|---|----|----|---|---|---|---|
| 32 Industry | 0 | 0 | 0 | 0 | 0 | 0 | 0 | 0 |
| 33 Property Claims - #2733 | 0 | 0 | 1 | 4 | 1 | 6 | 0 | 0 |
| 34 State Issue - Dir. #3081, #4009. | 0 | 0 | 0 | 2 | 0 | 1 | 0 | 0 |
| 35 Commissary | 0 | 0 | 1 | 2 | 4 | 3 | 0 | 0 |
| 36 Inmate Accounts | 0 | 0 | 7 | 4 | 1 | 1 | 0 | 0 |
| 37 Mess Hall | 2 | 3 | 12 | 10 | 8 | 4 | 1 | 0 |
| 38 Laundry | 0 | 1 | 2 | 0 | 3 | 4 | 0 | 0 |
| 39 Facility Maintenance | 0 | 0 | 9 | 3 | 4 | 1 | 0 | 0 |

COUNSEL

| | | | | | | | | |
|---------------------------------------|---|---|---|---|----|---|---|---|
| 40 Law Library | 0 | 0 | 5 | 8 | 4 | 7 | 1 | 0 |
| 41 Legal Mail | 0 | 0 | 9 | 0 | 5 | 0 | 0 | 0 |
| 42 Inmate Rights - Courts/Notary/etc. | 0 | 0 | 6 | 3 | 20 | 6 | 0 | 0 |
| 43 Mandatory Court Surcharge | 0 | 0 | 1 | 3 | 1 | 1 | 0 | 0 |

EXECUTIVE DIRECTION

| | | | | | | | | |
|--------------------------------|---|----|----|----|----|----|---|---|
| 44 Inmate Grievance Program | 0 | 0 | 9 | 5 | 2 | 3 | 0 | 0 |
| 45 Temporary Release Committee | 0 | 0 | 0 | 0 | 2 | 0 | 0 | 0 |
| 46 Inter-Facility Transfers | 0 | 0 | 2 | 0 | 2 | 0 | 0 | 0 |
| 47 Grooming Standards | 0 | 0 | 1 | 1 | 1 | 1 | 0 | 0 |
| 48 Inmate Liaison Committee | 0 | 0 | 2 | 1 | 0 | 0 | 0 | 0 |
| 49 Staff Conduct | 9 | 23 | 73 | 80 | 97 | 56 | 2 | 5 |
| 50 Miscellaneous | 1 | 0 | 17 | 21 | 1 | 8 | 1 | 0 |

TOTALS

18 48 491 458 332 260 14 7

WATERTOWN HUB

| | Cape Vincent | Gouverneur | Ogdensburg | Riverview | Watertown |
|---------------------------------------|--------------|------------|------------|------------|------------|
| PROGRAM SERVICES | | | | | |
| 1 Program Committee | 11 | 1 | 7 | 11 | 2 |
| 2 Incentive Wage Allowance | 8 | 5 | 0 | 8 | 0 |
| 3 Correspondence | 19 | 9 | 1 | 5 | 4 |
| 4 Phone Home Program | 4 | 1 | 0 | 0 | 0 |
| 5 Visiting | 5 | 5 | 0 | 4 | 0 |
| 6 Guidance Unit/Counseling | 6 | 11 | 0 | 10 | 9 |
| 7 Recreation (Yard, Radio, etc.) | 0 | 0 | 1 | 1 | 0 |
| 8 Adult Basic Education | 3 | 1 | 1 | 0 | 0 |
| 9 GED | 0 | 0 | 0 | 0 | 0 |
| 10 College Programs | 0 | 0 | 0 | 0 | 0 |
| 11 Vocational Programs | 0 | 6 | 1 | 0 | 2 |
| 12 Work Assignments | 2 | 2 | 0 | 2 | 1 |
| 13 Hobby Shop/Arts & Crafts | 1 | 0 | 0 | 0 | 0 |
| 14 Volunteer Services | 0 | 0 | 0 | 0 | 0 |
| 15 Special Events/Inmate Org. | 1 | 4 | 0 | 0 | 0 |
| 16 Religion | 4 | 18 | 1 | 1 | 0 |
| 17 Family Reunion Program | 0 | 0 | 0 | 0 | 0 |
| 18 Media Review | 1 | 1 | 0 | 1 | 0 |
| 19 General Library | 0 | 3 | 0 | 2 | 0 |
| 20 ASAT | 3 | 8 | 2 | 12 | 2 |
| HEALTH SERVICES | | | | | |
| 21 Dental | 6 | 49 | 2 | 12 | 3 |
| 22 Medical | 34 | 156 | 20 | 51 | 20 |
| 22.1 HIPAA | 0 | 0 | 0 | 1 | 0 |
| FACILITY OPERATIONS | | | | | |
| 23 Housing/Internal Block | 6 | 8 | 4 | 11 | 6 |
| 23.1 Smoking Policy | 0 | 0 | 1 | 0 | 0 |
| 24 Special Housing Units | 2 | 63 | 0 | 3 | 3 |
| 25 Search & Seizure/Contraband | 2 | 6 | 1 | 5 | 2 |
| 25.1 Strip Search | 0 | 0 | 0 | 0 | 0 |
| 25.2 Strip Frisk | 0 | 1 | 0 | 0 | 0 |
| 25.3 Strip Frisk (Female Inmate) | 0 | 0 | 0 | 0 | 0 |
| 26 Keppelock Policy & Procedure | 0 | 0 | 1 | 0 | 0 |
| 27 Tier I and II P & P | 9 | 8 | 1 | 3 | 0 |
| 28 Tier III Policy & Procedure | 1 | 29 | 0 | 5 | 1 |
| 29 Inmate Property | 6 | 42 | 0 | 9 | 0 |
| 30 Package Room - #4911 | 15 | 42 | 4 | 19 | 13 |
| 31 Rules & Regulations | 3 | 10 | 1 | 2 | 1 |
| ADMINISTRATIVE SERVICES | | | | | |
| 32 Industry | 0 | 0 | 0 | 0 | 0 |
| 33 Property Claims - #2733 | 6 | 3 | 0 | 0 | 1 |
| 34 State Issue - Dir. #3081, #4009. | 2 | 10 | 3 | 7 | 0 |
| 35 Commissary | 3 | 8 | 0 | 2 | 1 |
| 36 Inmate Accounts | 8 | 22 | 3 | 2 | 2 |
| 37 Mess Hall | 18 | 22 | 2 | 7 | 5 |
| 38 Laundry | 1 | 1 | 0 | 0 | 0 |
| 39 Facility Maintenance | 2 | 5 | 0 | 3 | 0 |
| COUNSEL | | | | | |
| 40 Law Library | 3 | 5 | 0 | 0 | 0 |
| 41 Legal Mail | 0 | 8 | 1 | 1 | 0 |
| 42 Inmate Rights - Courts/Notary/etc. | 21 | 19 | 2 | 5 | 8 |
| 43 Mandatory Court Surcharge | 2 | 0 | 0 | 3 | 0 |
| EXECUTIVE DIRECTION | | | | | |
| 44 Inmate Grievance Program | 3 | 15 | 2 | 1 | 0 |
| 45 Temporary Release Committee | 1 | 0 | 0 | 1 | 0 |
| 46 Inter-Facility Transfers | 0 | 6 | 3 | 7 | 0 |
| 47 Grooming Standards | 2 | 2 | 0 | 1 | 3 |
| 48 Inmate Liaison Committee | 2 | 2 | 0 | 1 | 1 |
| 49 Staff Conduct | 52 | 162 | 21 | 44 | 22 |
| 50 Miscellaneous | 1 | 9 | 6 | 8 | 0 |
| TOTALS | 279 | 789 | 92 | 271 | 113 |

CLINTON HUB

PROGRAM SERVICES

| | Adirondack | Albion | Bare Hill | Chateaugay | Clinton | Clinton Annex | Franklin | Gabriels | Lyon Mountain | Upstate |
|----------------------------------|------------|--------|-----------|------------|---------|---------------|----------|----------|---------------|---------|
| 1 Program Committee | 0 | 10 | 10 | 0 | 15 | 9 | 3 | 0 | 0 | 3 |
| 2 Incentive Wage Allowance | 2 | 4 | 11 | 0 | 14 | 3 | 1 | 0 | 0 | 3 |
| 3 Correspondence | 1 | 2 | 9 | 0 | 55 | 8 | 4 | 0 | 0 | 121 |
| 4 Phone Home Program | 0 | 3 | 0 | 0 | 1 | 0 | 1 | 0 | 0 | 0 |
| 5 Visiting | 0 | 2 | 4 | 0 | 4 | 3 | 0 | 0 | 0 | 0 |
| 6 Guidance Unit/Counseling | 0 | 4 | 15 | 0 | 24 | 6 | 16 | 0 | 0 | 17 |
| 7 Recreation (Yard, Radio, etc.) | 0 | 3 | 3 | 1 | 9 | 1 | 0 | 0 | 2 | 45 |
| 8 Adult Basic Education | 0 | 3 | 5 | 0 | 1 | 0 | 0 | 0 | 0 | 5 |
| 9 GED | 1 | 1 | 2 | 0 | 3 | 0 | 0 | 0 | 0 | 2 |
| 10 College Programs | 0 | 0 | 0 | 0 | 1 | 0 | 0 | 0 | 0 | 0 |
| 11 Vocational Programs | 0 | 2 | 4 | 0 | 0 | 0 | 1 | 0 | 1 | 1 |
| 12 Work Assignments | 0 | 1 | 7 | 0 | 9 | 3 | 1 | 1 | 0 | 1 |
| 13 Hobby Shop/Arts & Crafts | 1 | 0 | 0 | 0 | 0 | 0 | 0 | 0 | 0 | 0 |
| 14 Volunteer Services | 0 | 0 | 0 | 0 | 0 | 0 | 0 | 0 | 0 | 0 |
| 15 Special Events/Inmate Org. | 0 | 0 | 0 | 0 | 3 | 0 | 0 | 0 | 0 | 0 |
| 16 Religion | 0 | 2 | 6 | 0 | 10 | 6 | 5 | 0 | 0 | 37 |
| 17 Family Reunion Program | 0 | 0 | 0 | 0 | 2 | 3 | 1 | 0 | 0 | 0 |
| 18 Media Review | 0 | 0 | 10 | 0 | 16 | 6 | 2 | 0 | 0 | 19 |
| 19 General Library | 1 | 0 | 0 | 0 | 5 | 0 | 0 | 0 | 0 | 13 |
| 20 ASAT | 2 | 4 | 13 | 0 | 11 | 1 | 10 | 0 | 0 | 2 |

HEALTH SERVICES

| | | | | | | | | | | |
|------------|----|----|-----|---|-----|----|----|---|---|-----|
| 21 Dental | 0 | 9 | 37 | 0 | 52 | 4 | 30 | 2 | 1 | 44 |
| 22 Medical | 14 | 19 | 163 | 0 | 280 | 64 | 99 | 0 | 1 | 917 |
| 22.1 HIPAA | 0 | 0 | 1 | 0 | 3 | 1 | 1 | 0 | 0 | 28 |

FACILITY OPERATIONS

| | | | | | | | | | | |
|--------------------------------|---|---|----|---|----|----|----|---|---|-----|
| 23 Housing/Internal Block | 1 | 9 | 16 | 0 | 26 | 14 | 24 | 0 | 1 | 1 |
| 23.1 Smoking Policy | 0 | 0 | 0 | 0 | 0 | 0 | 0 | 0 | 0 | 0 |
| 24 Special Housing Units | 0 | 0 | 0 | 0 | 52 | 0 | 0 | 0 | 0 | 242 |
| 25 Search & Seizure/Contraband | 0 | 2 | 6 | 0 | 7 | 2 | 7 | 0 | 3 | 4 |
| 25.1 Strip Search | 0 | 0 | 0 | 0 | 0 | 0 | 0 | 0 | 0 | 0 |
| 25.2 Strip Frisk | 0 | 0 | 0 | 0 | 2 | 0 | 0 | 0 | 0 | 2 |
| 25.3 Pat Frisk (Female Inmate) | 0 | 0 | 0 | 0 | 0 | 0 | 0 | 0 | 0 | 0 |
| 26 Keellock Policy & Procedure | 0 | 0 | 0 | 0 | 2 | 1 | 0 | 0 | 0 | 1 |
| 27 Tier I and II P & P | 1 | 8 | 5 | 0 | 11 | 6 | 11 | 0 | 0 | 9 |
| 28 Tier III Policy & Procedure | 0 | 0 | 1 | 0 | 12 | 9 | 1 | 0 | 0 | 55 |
| 29 Inmate Property | 1 | 6 | 7 | 0 | 78 | 17 | 1 | 0 | 0 | 111 |
| 30 Package Room - #4911 | 2 | 5 | 34 | 0 | 55 | 9 | 11 | 0 | 0 | 27 |
| 31 Rules & Regulations | 1 | 3 | 2 | 0 | 24 | 8 | 5 | 0 | 0 | 1 |

ADMINISTRATIVE SERVICES

| | | | | | | | | | | |
|------------------------------------|---|---|----|---|----|----|---|---|---|-----|
| 32 Industry | 0 | 0 | 1 | 0 | 4 | 3 | 2 | 0 | 0 | 0 |
| 33 Property Claims - #2733 | 1 | 1 | 6 | 0 | 8 | 1 | 4 | 0 | 0 | 16 |
| 34 State Issue - Dir. #3081, #4009 | 4 | 1 | 11 | 0 | 14 | 0 | 5 | 0 | 0 | 53 |
| 35 Commissary | 0 | 3 | 13 | 0 | 17 | 1 | 5 | 0 | 7 | 13 |
| 36 Inmate Accounts | 4 | 3 | 18 | 0 | 44 | 4 | 1 | 0 | 6 | 49 |
| 37 Mess Hall | 0 | 6 | 15 | 0 | 23 | 10 | 6 | 0 | 0 | 147 |
| 38 Laundry | 2 | 4 | 5 | 0 | 4 | 0 | 0 | 0 | 0 | 4 |
| 39 Facility Maintenance | 0 | 2 | 10 | 0 | 0 | 4 | 0 | 0 | 0 | 8 |

COUNSEL

| | | | | | | | | | | |
|---------------------------------------|---|---|----|---|----|---|---|---|---|-----|
| 40 Law Library | 1 | 9 | 4 | 0 | 16 | 4 | 7 | 0 | 2 | 141 |
| 41 Legal Mail | 0 | 3 | 4 | 0 | 10 | 3 | 5 | 0 | 0 | 14 |
| 42 Inmate Rights - Courts/Notary/etc. | 2 | 2 | 11 | 0 | 21 | 1 | 2 | 0 | 0 | 53 |
| 43 Mandatory Court Surcharge | 0 | 0 | 4 | 0 | 2 | 0 | 1 | 0 | 0 | 1 |

EXECUTIVE DIRECTION

| | | | | | | | | | | |
|--------------------------------|----|----|-----|---|-----|----|-----|---|---|------|
| 44 Inmate Grievance Program | 0 | 4 | 6 | 0 | 31 | 6 | 3 | 0 | 0 | 85 |
| 45 Temporary Release Committee | 0 | 0 | 1 | 0 | 0 | 0 | 0 | 0 | 1 | 0 |
| 46 Inter-Facility Transfers | 2 | 2 | 9 | 0 | 6 | 2 | 3 | 0 | 1 | 14 |
| 47 Grooming Standards | 0 | 0 | 3 | 0 | 13 | 2 | 1 | 0 | 0 | 2 |
| 48 Inmate Liaison Committee | 0 | 1 | 1 | 0 | 0 | 0 | 0 | 0 | 0 | 0 |
| 49 Staff Conduct | 24 | 38 | 251 | 4 | 160 | 86 | 158 | 0 | 2 | 1043 |
| 50 Miscellaneous | 0 | 9 | 6 | 1 | 38 | 4 | 2 | 0 | 2 | 80 |

TOTALS

68 190 750 6 1198 315 440 3 30 3450

SULLIVAN HUB

PROGRAM SERVICES

- 1 Program Committee
- 2 Incentive Wage Allowance
- 3 Correspondence
- 4 Phone Home Program
- 5 Visiting
- 6 Guidance Unit/Counseling
- 7 Recreation (Yard, Radio, etc.)
- 8 Adult Basic Education
- 9 GED
- 10 College Programs
- 11 Vocational Programs
- 12 Work Assignments
- 13 Hobby Shop/Arts & Crafts
- 14 Volunteer Services
- 15 Special Events/Inmate Org.
- 16 Religion
- 17 Family Reunion Program
- 18 Media Review
- 19 General Library
- 20 ASAT

HEALTH SERVICES

- 21 Dental
- 22 Medical
- 22.1 HIPAA

FACILITY OPERATIONS

- 23 Housing/Internal Block
- 23.1 Smoking Policy
- 24 Special Housing Units
- 25 Search & Seizure/Contraband
- 25.1 Strip Search
- 25.2 Strip Frisk
- 25.3 Strip Frisk (Female Inmate)
- 26 Keellock Policy & Procedure
- 27 Tier I and II P & P
- 28 Tier III Policy & Procedure
- 29 Inmate Property
- 30 Package Room - #4911
- 31 Rules & Regulations

ADMINISTRATIVE SERVICES

- 32 Industry
- 33 Property Claims - #2733
- 34 State Issue - Dir. #3081, #4009.
- 35 Commissary
- 36 Inmate Accounts
- 37 Mess Hall
- 38 Laundry
- 39 Facility Maintenance

COUNSEL

- 40 Law Library
- 41 Legal Mail
- 42 Inmate Rights - Courts/Notary/etc.
- 43 Mandatory Court Surcharge

EXECUTIVE DIRECTION

- 44 Inmate Grievance Program
- 45 Temporary Release Committee
- 46 Inter-Facility Transfers
- 47 Grooming Standards
- 48 Inmate Liaison Committee
- 49 Staff Conduct
- 50 Miscellaneous

TOTALS

| | Eastern | Mid-Orange | Orlando | Shawangunk | Sullivan | Ulster | Wallkill | Woodbourne |
|-----|---------|------------|---------|------------|----------|--------|----------|------------|
| 15 | 2 | 2 | 2 | 10 | 19 | 0 | 3 | 2 |
| 5 | 2 | 1 | 20 | 8 | 2 | 0 | 2 | 8 |
| 10 | 3 | 3 | 21 | 20 | 0 | 0 | 6 | 9 |
| 4 | 1 | 0 | 1 | 1 | 0 | 0 | 0 | 4 |
| 11 | 3 | 4 | 12 | 3 | 0 | 2 | 4 | 4 |
| 12 | 5 | 0 | 38 | 17 | 0 | 9 | 7 | 7 |
| 4 | 2 | 0 | 6 | 3 | 0 | 1 | 4 | 4 |
| 0 | 0 | 2 | 1 | 1 | 0 | 0 | 0 | 0 |
| 3 | 2 | 4 | 2 | 0 | 0 | 0 | 1 | 5 |
| 0 | 0 | 1 | 0 | 0 | 0 | 0 | 0 | 2 |
| 1 | 1 | 2 | 0 | 1 | 0 | 0 | 0 | 2 |
| 4 | 4 | 0 | 11 | 3 | 1 | 6 | 2 | 2 |
| 1 | 0 | 0 | 0 | 0 | 0 | 0 | 0 | 0 |
| 1 | 0 | 0 | 0 | 0 | 0 | 0 | 0 | 1 |
| 8 | 4 | 0 | 3 | 6 | 2 | 4 | 10 | 10 |
| 14 | 2 | 1 | 21 | 6 | 2 | 4 | 5 | 5 |
| 6 | 0 | 1 | 15 | 4 | 0 | 2 | 1 | 1 |
| 3 | 2 | 1 | 2 | 0 | 0 | 0 | 0 | 1 |
| 0 | 1 | 0 | 1 | 0 | 0 | 1 | 0 | 1 |
| 6 | 2 | 0 | 7 | 0 | 0 | 0 | 0 | 4 |
| 6 | 13 | 1 | 1 | 13 | 2 | 0 | 2 | 2 |
| 91 | 86 | 44 | 162 | 169 | 43 | 43 | 83 | 83 |
| 1 | 0 | 0 | 0 | 0 | 0 | 0 | 0 | 0 |
| 22 | 8 | 11 | 59 | 35 | 3 | 20 | 14 | 14 |
| 0 | 0 | 0 | 0 | 2 | 0 | 0 | 0 | 0 |
| 10 | 1 | 0 | 19 | 17 | 0 | 0 | 0 | 0 |
| 18 | 3 | 2 | 22 | 28 | 1 | 0 | 1 | 1 |
| 0 | 0 | 0 | 0 | 0 | 0 | 0 | 0 | 0 |
| 0 | 0 | 0 | 0 | 0 | 0 | 0 | 0 | 0 |
| 0 | 0 | 0 | 0 | 0 | 0 | 0 | 0 | 0 |
| 1 | 0 | 0 | 0 | 0 | 0 | 0 | 0 | 0 |
| 8 | 0 | 1 | 7 | 7 | 0 | 1 | 2 | 2 |
| 6 | 0 | 0 | 4 | 4 | 0 | 1 | 0 | 0 |
| 12 | 3 | 0 | 11 | 8 | 2 | 0 | 2 | 2 |
| 35 | 13 | 9 | 45 | 35 | 0 | 3 | 22 | 22 |
| 34 | 7 | 7 | 71 | 18 | 0 | 9 | 4 | 4 |
| 4 | 0 | 0 | 0 | 0 | 0 | 0 | 0 | 0 |
| 1 | 2 | 0 | 11 | 13 | 0 | 2 | 1 | 1 |
| 2 | 3 | 1 | 10 | 8 | 0 | 1 | 2 | 2 |
| 8 | 2 | 4 | 2 | 2 | 0 | 4 | 1 | 1 |
| 7 | 2 | 2 | 19 | 11 | 0 | 4 | 4 | 4 |
| 13 | 8 | 4 | 57 | 18 | 1 | 4 | 8 | 8 |
| 0 | 0 | 0 | 0 | 0 | 0 | 2 | 0 | 0 |
| 9 | 2 | 5 | 17 | 26 | 0 | 6 | 4 | 4 |
| 4 | 2 | 2 | 15 | 28 | 0 | 0 | 0 | 8 |
| 3 | 0 | 0 | 7 | 5 | 0 | 1 | 1 | 1 |
| 4 | 6 | 1 | 20 | 3 | 0 | 4 | 21 | 21 |
| 0 | 0 | 0 | 3 | 0 | 1 | 1 | 0 | 0 |
| 3 | 7 | 1 | 33 | 15 | 0 | 2 | 1 | 1 |
| 0 | 0 | 0 | 3 | 1 | 0 | 0 | 1 | 1 |
| 2 | 1 | 1 | 0 | 4 | 1 | 0 | 1 | 1 |
| 0 | 0 | 0 | 0 | 3 | 0 | 0 | 0 | 0 |
| 5 | 0 | 1 | 3 | 0 | 0 | 0 | 0 | 0 |
| 69 | 33 | 7 | 76 | 93 | 11 | 37 | 31 | 31 |
| 7 | 2 | 3 | 23 | 35 | 2 | 1 | 9 | 9 |
| 493 | 240 | 129 | 880 | 693 | 34 | 185 | 289 | 289 |

GREEN HAVEN HUB

PROGRAM SERVICES

| | Beacon | Bedford Hills | Downstate | Downst Rec | Fishkill | Green Haven | Taconic |
|----------------------------------|--------|---------------|-----------|------------|----------|-------------|---------|
| 1 Program Committee | 0 | 3 | 0 | 1 | 14 | 100 | 0 |
| 2 Incentive Wage Allowance | 0 | 0 | 0 | 0 | 10 | 35 | 0 |
| 3 Correspondence | 1 | 4 | 1 | 13 | 12 | 126 | 1 |
| 4 Phone Home Program | 0 | 2 | 0 | 3 | 12 | 4 | 0 |
| 5 Visiting | 1 | 4 | 1 | 3 | 16 | 25 | 2 |
| 6 Guidance Unit/Counseling | 1 | 4 | 0 | 13 | 23 | 93 | 0 |
| 7 Recreation (Yard, Radio, etc.) | 0 | 9 | 0 | 5 | 5 | 7 | 0 |
| 8 Adult Basic Education | 0 | 0 | 0 | 0 | 0 | 2 | 0 |
| 9 GED | 0 | 0 | 0 | 0 | 1 | 5 | 1 |
| 10 College Programs | 0 | 0 | 0 | 0 | 0 | 2 | 0 |
| 11 Vocational Programs | 0 | 4 | 0 | 0 | 0 | 8 | 1 |
| 12 Work Assignments | 4 | 3 | 3 | 0 | 4 | 3 | 0 |
| 13 Hobby Shop/Arts & Crafts | 0 | 0 | 0 | 0 | 0 | 5 | 0 |
| 14 Volunteer Services | 0 | 0 | 0 | 0 | 1 | 0 | 0 |
| 15 Special Events/Inmate Org. | 0 | 1 | 0 | 0 | 3 | 11 | 0 |
| 16 Religion | 0 | 8 | 0 | 11 | 15 | 30 | 0 |
| 17 Family Reunion Program | 0 | 5 | 0 | 0 | 9 | 20 | 0 |
| 18 Media Review | 0 | 0 | 0 | 0 | 7 | 7 | 0 |
| 19 General Library | 0 | 1 | 0 | 0 | 2 | 6 | 1 |
| 20 ASAT | 0 | 0 | 0 | 0 | 11 | 9 | 1 |

HEALTH SERVICES

| | | | | | | | |
|------------|---|----|----|----|-----|-----|----|
| 21 Dental | 2 | 0 | 0 | 2 | 36 | 15 | 0 |
| 22 Medical | 8 | 76 | 11 | 49 | 220 | 341 | 19 |
| 22.1 HIPAA | 1 | 1 | 0 | 1 | 6 | 9 | 2 |

FACILITY OPERATIONS

| | | | | | | | |
|----------------------------------|----|----|---|----|-----|-----|----|
| 23 Housing/Internal Block | 10 | 69 | 3 | 42 | 36 | 302 | 6 |
| 23.1 Smoking Policy | 1 | 1 | 0 | 1 | 0 | 0 | 0 |
| 24 Special Housing Units | 0 | 2 | 0 | 13 | 110 | 69 | 0 |
| 25 Search & Seizure/Contraband | 0 | 15 | 0 | 3 | 19 | 32 | 1 |
| 25.1 Strip Search | 0 | 1 | 0 | 0 | 0 | 0 | 0 |
| 25.2 Strip Frisk | 0 | 1 | 0 | 0 | 0 | 1 | 1 |
| 25.3 Strip Frisk (Female Inmate) | 0 | 2 | 0 | 0 | 0 | 0 | 12 |
| 26 Keellock Policy & Procedure | 0 | 12 | 0 | 1 | 16 | 1 | 0 |
| 27 Tier I and II P & P | 1 | 11 | 0 | 3 | 6 | 5 | 2 |
| 28 Tier III Policy & Procedure | 0 | 3 | 0 | 7 | 12 | 13 | 0 |
| 29 Inmate Property | 1 | 12 | 3 | 50 | 42 | 26 | 0 |
| 30 Package Room - #4911 | 3 | 28 | 8 | 11 | 75 | 274 | 0 |
| 31 Rules & Regulations | 1 | 69 | 3 | 4 | 12 | 11 | 13 |

ADMINISTRATIVE SERVICES

| | | | | | | | |
|-------------------------------------|---|----|---|----|----|----|---|
| 32 Industry | 0 | 0 | 0 | 0 | 3 | 5 | 0 |
| 33 Property Claims - #2733 | 1 | 6 | 0 | 2 | 3 | 11 | 1 |
| 34 State Issue - Dir. #3081, #4009. | 0 | 1 | 0 | 4 | 14 | 22 | 1 |
| 35 Commissary | 1 | 13 | 1 | 7 | 17 | 48 | 1 |
| 36 Inmate Accounts | 0 | 4 | 1 | 6 | 28 | 70 | 5 |
| 37 Mess Hall | 3 | 16 | 2 | 19 | 40 | 64 | 3 |
| 38 Laundry | 0 | 1 | 0 | 0 | 3 | 2 | 0 |
| 39 Facility Maintenance | 0 | 19 | 1 | 8 | 6 | 28 | 2 |

COUNSEL

| | | | | | | | |
|---------------------------------------|---|----|---|----|----|----|---|
| 40 Law Library | 0 | 16 | 0 | 13 | 8 | 56 | 0 |
| 41 Legal Mail | 0 | 0 | 0 | 0 | 4 | 7 | 0 |
| 42 Inmate Rights - Courts/Notary/etc. | 0 | 0 | 4 | 24 | 15 | 29 | 0 |
| 43 Mandatory Court Surcharge | 0 | 0 | 2 | 19 | 1 | 2 | 0 |

EXECUTIVE DIRECTION

| | | | | | | | |
|--------------------------------|---|----|---|----|-----|-----|----|
| 44 Inmate Grievance Program | 0 | 9 | 0 | 4 | 19 | 43 | 0 |
| 45 Temporary Release Committee | 0 | 0 | 0 | 0 | 1 | 0 | 0 |
| 46 Inter-Facility Transfers | 0 | 0 | 0 | 16 | 0 | 2 | 0 |
| 47 Grooming Standards | 0 | 6 | 0 | 5 | 6 | 0 | 1 |
| 48 Inmate Liaison Committee | 0 | 0 | 0 | 0 | 2 | 3 | 0 |
| 49 Staff Conduct | 4 | 42 | 9 | 72 | 335 | 173 | 44 |
| 50 Miscellaneous | 3 | 2 | 1 | 43 | 8 | 0 | 0 |

TOTALS

47 486 54 478 1248 2162 121

GREAT MEADOW HUB

PROGRAM SERVICES

| | Coxsackie | Great Meadow | Greene | Hudson | Moriah | McGregor Med | Washington |
|----------------------------------|-----------|--------------|--------|--------|--------|--------------|------------|
| 1 Program Committee | 7 | 69 | 4 | 0 | 0 | 2 | 4 |
| 2 Incentive Wage Allowance | 1 | 60 | 0 | 0 | 0 | 0 | 0 |
| 3 Correspondence | 13 | 66 | 8 | 0 | 0 | 6 | 0 |
| 4 Phone Home Program | 0 | 0 | 0 | 0 | 0 | 0 | 0 |
| 5 Visiting | 13 | 12 | 4 | 0 | 0 | 3 | 0 |
| 6 Guidance Unit/Counseling | 11 | 32 | 3 | 0 | 0 | 4 | 1 |
| 7 Recreation (Yard, Radio, etc.) | 14 | 23 | 0 | 0 | 0 | 1 | 0 |
| 8 Adult Basic Education | 0 | 1 | 0 | 0 | 0 | 2 | 0 |
| 9 GED | 0 | 4 | 0 | 0 | 0 | 0 | 0 |
| 10 College Programs | 0 | 1 | 1 | 0 | 0 | 0 | 0 |
| 11 Vocational Programs | 5 | 1 | 2 | 0 | 0 | 0 | 1 |
| 12 Work Assignments | 0 | 0 | 0 | 0 | 0 | 1 | 0 |
| 13 Hobby Shop/Arts & Crafts | 0 | 0 | 0 | 0 | 0 | 0 | 0 |
| 14 Volunteer Services | 0 | 0 | 0 | 0 | 0 | 0 | 0 |
| 15 Special Events/Inmate Org. | 1 | 9 | 0 | 0 | 0 | 0 | 0 |
| 16 Religion | 29 | 43 | 3 | 0 | 0 | 0 | 2 |
| 17 Family Reunion Program | 0 | 8 | 0 | 0 | 0 | 0 | 0 |
| 18 Media Review | 6 | 2 | 7 | 0 | 0 | 0 | 1 |
| 19 General Library | 8 | 10 | 0 | 0 | 0 | 0 | 0 |
| 20 ASAT | 3 | 26 | 4 | 1 | 0 | 1 | 2 |

HEALTH SERVICES

| | | | | | | | |
|------------|-----|-----|----|---|---|---|----|
| 21 Dental | 10 | 87 | 0 | 0 | 0 | 1 | 0 |
| 22 Medical | 126 | 394 | 49 | 3 | 0 | 6 | 17 |
| 22.1 HIPAA | 0 | 7 | 0 | 0 | 0 | 1 | 0 |

FACILITY OPERATIONS

| | | | | | | | |
|----------------------------------|----|-----|----|---|---|---|---|
| 23 Housing/Internal Block | 44 | 129 | 2 | 0 | 0 | 0 | 3 |
| 23.1 Smoking Policy | 2 | 1 | 0 | 0 | 0 | 0 | 0 |
| 24 Special Housing Units | 13 | 85 | 12 | 0 | 0 | 0 | 0 |
| 25 Search & Seizure/Contraband | 13 | 5 | 1 | 0 | 0 | 0 | 0 |
| 25.1 Strip Search | 0 | 0 | 0 | 0 | 0 | 1 | 0 |
| 25.2 Strip Frisk | 0 | 0 | 0 | 0 | 0 | 0 | 0 |
| 25.3 Strip Frisk (Female Inmate) | 0 | 0 | 0 | 0 | 0 | 0 | 0 |
| 26 Keppelock Policy & Procedure | 0 | 1 | 0 | 0 | 0 | 0 | 0 |
| 27 Tier I and II P & P | 4 | 3 | 1 | 0 | 0 | 1 | 0 |
| 28 Tier III Policy & Procedure | 7 | 5 | 2 | 0 | 0 | 0 | 0 |
| 29 Inmate Property | 35 | 18 | 4 | 0 | 0 | 0 | 2 |
| 30 Package Room - #4911 | 27 | 82 | 11 | 0 | 0 | 8 | 0 |
| 31 Rules & Regulations | 48 | 4 | 3 | 0 | 0 | 0 | 1 |

ADMINISTRATIVE SERVICES

| | | | | | | | |
|-------------------------------------|----|----|----|---|---|---|---|
| 32 Industry | 4 | 1 | 0 | 0 | 0 | 0 | 0 |
| 33 Property Claims - #2733 | 1 | 30 | 2 | 0 | 0 | 0 | 0 |
| 34 State Issue - Dir. #3081, #4009. | 3 | 24 | 6 | 0 | 0 | 1 | 2 |
| 35 Commissary | 2 | 33 | 4 | 0 | 0 | 0 | 0 |
| 36 Inmate Accounts | 12 | 38 | 3 | 0 | 0 | 2 | 0 |
| 37 Mess Hall | 48 | 72 | 16 | 0 | 0 | 0 | 1 |
| 38 Laundry | 8 | 7 | 0 | 0 | 0 | 0 | 0 |
| 39 Facility Maintenance | 2 | 36 | 2 | 0 | 0 | 1 | 0 |

COUNSEL

| | | | | | | | |
|--------------------------------------|----|----|----|---|---|---|---|
| 40 Law Library | 21 | 32 | 11 | 0 | 0 | 0 | 1 |
| 41 Legal Mail | 12 | 1 | 6 | 0 | 0 | 3 | 1 |
| 42 Inmate Rights - Courts/Nclay/etc. | 8 | 27 | 5 | 0 | 0 | 5 | 0 |
| 43 Mandatory Court Surcharge | 1 | 0 | 0 | 0 | 0 | 1 | 0 |

EXECUTIVE DIRECTION

| | | | | | | | |
|--------------------------------|-----|-----|----|----|---|----|----|
| 44 Inmate Grievance Program | 9 | 24 | 4 | 0 | 0 | 2 | 1 |
| 45 Temporary Release Committee | 0 | 0 | 0 | 0 | 0 | 0 | 0 |
| 46 Inter-Facility Transfers | 3 | 1 | 4 | 2 | 0 | 1 | 2 |
| 47 Grooming Standards | 0 | 6 | 2 | 0 | 0 | 0 | 0 |
| 48 Inmate Liaison Committee | 4 | 1 | 0 | 0 | 0 | 0 | 0 |
| 49 Staff Conduct | 278 | 231 | 94 | 19 | 0 | 33 | 29 |
| 50 Miscellaneous | 2 | 47 | 6 | 0 | 0 | 1 | 3 |

TOTALS

858 1799 286 25 0 88 74

ELMIRA HUB

PROGRAM SERVICES

| | |
|----------------------------------|--|
| 1 Program Committee | |
| 2 Incentive Wage Allowance | |
| 3 Correspondence | |
| 4 Phone Home Program | |
| 5 Visiting | |
| 6 Guidance Unit/Counseling | |
| 7 Recreation (Yard, Radio, etc.) | |
| 8 Adult Basic Education | |
| 9 GED | |
| 10 College Programs | |
| 11 Vocational Programs | |
| 12 Work Assignments | |
| 13 Hobby Shop/Arts & Crafts | |
| 14 Volunteer Services | |
| 15 Special Events/Inmate Org. | |
| 16 Religion | |
| 17 Family Reunion Program | |
| 18 Media Review | |
| 19 General Library | |
| 20 ASAT | |

HEALTH SERVICES

| | |
|------------|--|
| 21 Dental | |
| 22 Medical | |
| 22.1 HIPAA | |

FACILITY OPERATIONS

| | |
|----------------------------------|--|
| 23 Housing/Internal Block | |
| 23.1 Smoking Policy | |
| 24 Special Housing Units | |
| 25 Search & Seizure/Contraband | |
| 25.1 Strip Search | |
| 25.2 Strip Frisk | |
| 25.3 Strip Frisk (Female Inmate) | |
| 26 Keelpock Policy & Procedure | |
| 27 Tier I and II P & P | |
| 28 Tier III Policy & Procedure | |
| 29 Inmate Property | |
| 30 Package Room - #4911 | |
| 31 Rules & Regulations | |

ADMINISTRATIVE SERVICES

| | |
|-------------------------------------|--|
| 32 Industry | |
| 33 Property Claims - #2733 | |
| 34 State Issue - Dir. #3081, #4009. | |
| 35 Commissary | |
| 36 Inmate Accounts | |
| 37 Mess Hall | |
| 38 Laundry | |
| 39 Facility Maintenance | |

COUNSEL

| | |
|---------------------------------------|--|
| 40 Law Library | |
| 41 Legal Mail | |
| 42 Inmate Rights - Courts/Notary/etc. | |
| 43 Mandatory Court Surcharge | |

EXECUTIVE DIRECTION

| | |
|--------------------------------|--|
| 44 Inmate Grievance Program | |
| 45 Temporary Release Committee | |
| 46 Inter-Facility Transfers | |
| 47 Grooming Standards | |
| 48 Inmate Liaison Committee | |
| 49 Staff Conduct | |
| 50 Miscellaneous | |

TOTALS

| | Auburn | Butler ASAT | Butler Mtn | Cayuga | Elmira | Five Points | Monteary | Southport | Willard |
|------|--------|-------------|------------|--------|--------|-------------|----------|-----------|---------|
| 56 | 0 | 0 | 0 | 1 | 23 | 88 | 0 | 0 | 0 |
| 0 | 0 | 1 | 0 | 2 | 2 | 2 | 0 | 1 | 0 |
| 77 | 1 | 0 | 0 | 5 | 68 | 68 | 0 | 222 | 0 |
| 3 | 0 | 0 | 0 | 1 | 0 | 0 | 0 | 0 | 0 |
| 15 | 0 | 1 | 1 | 1 | 15 | 29 | 0 | 60 | 0 |
| 48 | 0 | 0 | 1 | 1 | 35 | 27 | 0 | 40 | 0 |
| 19 | 0 | 0 | 0 | 1 | 23 | 24 | 0 | 24 | 0 |
| 7 | 0 | 0 | 0 | 1 | 2 | 3 | 0 | 2 | 0 |
| 1 | 0 | 0 | 0 | 1 | 4 | 2 | 0 | 0 | 0 |
| 1 | 0 | 0 | 0 | 0 | 0 | 1 | 0 | 2 | 0 |
| 2 | 0 | 0 | 0 | 0 | 9 | 3 | 0 | 0 | 0 |
| 16 | 0 | 0 | 0 | 3 | 4 | 5 | 0 | 1 | 0 |
| 1 | 0 | 0 | 0 | 0 | 0 | 0 | 0 | 0 | 0 |
| 0 | 0 | 0 | 0 | 0 | 0 | 0 | 0 | 0 | 0 |
| 12 | 0 | 0 | 0 | 0 | 9 | 1 | 0 | 0 | 0 |
| 37 | 0 | 0 | 0 | 7 | 28 | 49 | 0 | 37 | 0 |
| 4 | 0 | 0 | 0 | 0 | 3 | 0 | 0 | 0 | 0 |
| 9 | 1 | 0 | 0 | 5 | 0 | 12 | 0 | 8 | 0 |
| 11 | 0 | 0 | 0 | 0 | 9 | 6 | 0 | 0 | 0 |
| 13 | 0 | 0 | 0 | 2 | 19 | 27 | 0 | 0 | 0 |
| 18 | 0 | 2 | 2 | 6 | 57 | 34 | 0 | 53 | 0 |
| 259 | 1 | 6 | 31 | 216 | 238 | 6 | 0 | 625 | 0 |
| 15 | 0 | 0 | 1 | 0 | 0 | 6 | 0 | 6 | 0 |
| 73 | 0 | 0 | 0 | 1 | 119 | 86 | 0 | 200 | 0 |
| 1 | 0 | 0 | 0 | 0 | 0 | 2 | 0 | 0 | 0 |
| 75 | 0 | 0 | 0 | 20 | 55 | 79 | 0 | 50 | 0 |
| 38 | 0 | 0 | 0 | 3 | 9 | 27 | 0 | 0 | 0 |
| 3 | 0 | 0 | 0 | 0 | 0 | 2 | 0 | 0 | 0 |
| 1 | 0 | 0 | 0 | 0 | 0 | 1 | 0 | 2 | 0 |
| 0 | 0 | 0 | 0 | 0 | 0 | 0 | 0 | 0 | 0 |
| 20 | 0 | 0 | 0 | 0 | 0 | 0 | 0 | 2 | 0 |
| 15 | 0 | 0 | 0 | 8 | 2 | 34 | 0 | 3 | 0 |
| 34 | 0 | 0 | 0 | 6 | 4 | 49 | 0 | 29 | 0 |
| 176 | 0 | 0 | 0 | 5 | 24 | 59 | 0 | 195 | 0 |
| 85 | 4 | 1 | 1 | 8 | 24 | 54 | 0 | 21 | 0 |
| 22 | 2 | 0 | 0 | 3 | 13 | 68 | 0 | 18 | 0 |
| 9 | 0 | 0 | 0 | 0 | 6 | 0 | 0 | 0 | 0 |
| 37 | 0 | 0 | 0 | 10 | 22 | 51 | 0 | 28 | 0 |
| 31 | 0 | 0 | 0 | 2 | 24 | 49 | 0 | 34 | 0 |
| 23 | 0 | 0 | 0 | 0 | 26 | 33 | 0 | 19 | 0 |
| 38 | 1 | 1 | 1 | 1 | 67 | 87 | 0 | 53 | 0 |
| 56 | 0 | 0 | 0 | 4 | 83 | 72 | 0 | 90 | 0 |
| 6 | 0 | 0 | 0 | 1 | 5 | 13 | 0 | 6 | 0 |
| 61 | 0 | 0 | 0 | 1 | 37 | 5 | 0 | 16 | 0 |
| 44 | 0 | 0 | 0 | 4 | 53 | 44 | 0 | 149 | 0 |
| 33 | 0 | 0 | 1 | 1 | 2 | 6 | 0 | 27 | 0 |
| 57 | 1 | 0 | 0 | 0 | 13 | 50 | 0 | 23 | 0 |
| 0 | 0 | 0 | 0 | 1 | 2 | 1 | 0 | 0 | 0 |
| 27 | 0 | 0 | 0 | 8 | 10 | 28 | 0 | 59 | 0 |
| 0 | 0 | 0 | 0 | 0 | 0 | 0 | 0 | 0 | 0 |
| 2 | 0 | 0 | 0 | 0 | 0 | 35 | 0 | 7 | 0 |
| 1 | 0 | 0 | 0 | 0 | 1 | 5 | 0 | 0 | 0 |
| 2 | 1 | 0 | 0 | 0 | 0 | 4 | 0 | 0 | 0 |
| 332 | 19 | 15 | 64 | 190 | 176 | 433 | 0 | 433 | 0 |
| 7 | 1 | 1 | 8 | 33 | 33 | 89 | 0 | 89 | 0 |
| 1933 | 36 | 29 | 228 | 1350 | 1778 | 0 | 2634 | 0 | 0 |

NYC HUB

PROGRAM SERVICES

| | | | | | | | | |
|----------------------------------|---|---|---|---|---|---|----|---|
| 1 Program Committee | 1 | 2 | 0 | 0 | 0 | 0 | 46 | 0 |
| 2 Incentive Wage Allowance | 2 | 0 | 0 | 0 | 0 | 0 | 42 | 0 |
| 3 Correspondence | 1 | 2 | 0 | 0 | 0 | 0 | 72 | 0 |
| 4 Phone Home Program | 0 | 0 | 0 | 0 | 0 | 0 | 7 | 0 |
| 5 Visiting | 4 | 0 | 0 | 0 | 0 | 0 | 34 | 0 |
| 6 Guidance Unit/Counseling | 8 | 2 | 0 | 0 | 0 | 0 | 48 | 0 |
| 7 Recreation (Yard, Radio, etc.) | 4 | 0 | 0 | 1 | 0 | 0 | 8 | 1 |
| 8 Adult Basic Education | 0 | 0 | 0 | 0 | 0 | 0 | 0 | 0 |
| 9 GED | 0 | 0 | 0 | 0 | 0 | 0 | 2 | 0 |
| 10 College Programs | 0 | 0 | 0 | 0 | 0 | 0 | 0 | 0 |
| 11 Vocational Programs | 2 | 1 | 0 | 0 | 0 | 0 | 1 | 0 |
| 12 Work Assignments | 4 | 2 | 0 | 0 | 0 | 0 | 5 | 0 |
| 13 Hobby Shop/Arts & Crafts | 0 | 0 | 0 | 0 | 0 | 0 | 1 | 0 |
| 14 Volunteer Services | 0 | 0 | 0 | 0 | 0 | 0 | 0 | 0 |
| 15 Special Events/Inmate Org. | 1 | 0 | 0 | 0 | 0 | 0 | 4 | 0 |
| 16 Religion | 3 | 0 | 0 | 0 | 0 | 0 | 11 | 0 |
| 17 Family Reunion Program | 0 | 0 | 0 | 0 | 0 | 0 | 12 | 0 |
| 18 Media Review | 0 | 1 | 0 | 0 | 0 | 0 | 5 | 0 |
| 19 General Library | 2 | 0 | 0 | 0 | 0 | 0 | 3 | 0 |
| 20 ASAT | 4 | 0 | 0 | 0 | 0 | 0 | 4 | 0 |

HEALTH SERVICES

| | | | | | | | | |
|------------|-----|----|---|---|---|---|-----|---|
| 21 Dental | 1 | 0 | 0 | 0 | 0 | 0 | 16 | 1 |
| 22 Medical | 140 | 14 | 0 | 0 | 0 | 0 | 248 | 5 |
| 22.1 HIPAA | 0 | 0 | 0 | 0 | 0 | 0 | 10 | 1 |

FACILITY OPERATIONS

| | | | | | | | | |
|----------------------------------|----|---|---|---|---|---|-----|---|
| 23 Housing/Internal Block | 9 | 1 | 0 | 0 | 0 | 0 | 182 | 3 |
| 23.1 Smoking Policy | 5 | 2 | 0 | 0 | 0 | 0 | 0 | 0 |
| 24 Special Housing Units | 1 | 0 | 0 | 0 | 0 | 0 | 31 | 0 |
| 25 Search & Seizure/Contraband | 6 | 0 | 0 | 0 | 0 | 0 | 61 | 0 |
| 25.1 Strip Search | 1 | 0 | 0 | 0 | 0 | 0 | 0 | 0 |
| 25.2 Strip Frisk | 3 | 0 | 0 | 0 | 0 | 0 | 4 | 0 |
| 25.3 Strip Frisk (Female Inmate) | 0 | 1 | 0 | 0 | 0 | 0 | 0 | 0 |
| 26 Keelblock Policy & Procedure | 0 | 0 | 0 | 0 | 0 | 0 | 5 | 2 |
| 27 Tier I and II P & P | 2 | 0 | 0 | 0 | 0 | 0 | 15 | 0 |
| 28 Tier III Policy & Procedure | 0 | 1 | 0 | 0 | 0 | 0 | 18 | 0 |
| 29 Inmate Property | 1 | 0 | 0 | 0 | 0 | 0 | 5 | 1 |
| 30 Package Room - #4911 | 12 | 3 | 0 | 0 | 0 | 0 | 126 | 0 |
| 31 Rules & Regulations | 9 | 5 | 0 | 0 | 0 | 0 | 47 | 0 |

ADMINISTRATIVE SERVICES

| | | | | | | | | |
|-------------------------------------|---|---|---|---|---|---|----|---|
| 32 Industry | 0 | 0 | 0 | 0 | 0 | 0 | 0 | 0 |
| 33 Property Claims - #2733 | 1 | 0 | 0 | 0 | 0 | 0 | 80 | 0 |
| 34 State Issue - Dir. #3081, #4009. | 0 | 2 | 0 | 0 | 0 | 0 | 26 | 2 |
| 35 Commissary | 5 | 0 | 0 | 0 | 0 | 0 | 4 | 0 |
| 36 Inmate Accounts | 0 | 0 | 0 | 0 | 0 | 0 | 57 | 3 |
| 37 Mess Hall | 4 | 1 | 0 | 1 | 0 | 0 | 35 | 3 |
| 38 Laundry | 1 | 0 | 0 | 0 | 0 | 0 | 0 | 1 |
| 39 Facility Maintenance | 4 | 0 | 0 | 0 | 0 | 0 | 7 | 2 |

COUNSEL

| | | | | | | | | |
|---------------------------------------|---|---|---|---|---|---|----|---|
| 40 Law Library | 2 | 1 | 0 | 0 | 0 | 0 | 21 | 0 |
| 41 Legal Mail | 0 | 4 | 0 | 0 | 0 | 0 | 17 | 1 |
| 42 Inmate Rights - Courts/Notary/etc. | 8 | 0 | 0 | 0 | 0 | 0 | 0 | 0 |
| 43 Mandatory Court Surcharge | 0 | 0 | 0 | 0 | 0 | 0 | 12 | 1 |

EXECUTIVE DIRECTION

| | | | | | | | | |
|--------------------------------|----|----|---|---|---|---|-----|----|
| 44 Inmate Grievance Program | 2 | 1 | 0 | 0 | 0 | 0 | 15 | 0 |
| 45 Temporary Release Committee | 0 | 1 | 0 | 0 | 0 | 0 | 2 | 0 |
| 46 Inter-Facility Transfers | 0 | 1 | 0 | 0 | 0 | 0 | 6 | 0 |
| 47 Grooming Standards | 0 | 0 | 0 | 0 | 0 | 0 | 0 | 1 |
| 48 Inmate Liaison Committee | 0 | 0 | 0 | 0 | 0 | 0 | 1 | 0 |
| 49 Staff Conduct | 58 | 25 | 0 | 0 | 0 | 0 | 163 | 23 |
| 50 Miscellaneous | 9 | 0 | 0 | 0 | 0 | 0 | 96 | 0 |

TOTALS

320 74 0 2 0 1615 51

WENDE HUB

PROGRAM SERVICES

| | |
|----|--------------------------------|
| 1 | Program Committee |
| 2 | Incentive Wage Allowance |
| 3 | Correspondence |
| 4 | Phone Home Program |
| 5 | Visiting |
| 6 | Guidance Unit/Counseling |
| 7 | Recreation (Yard, Radio, etc.) |
| 8 | Adult Basic Education |
| 9 | GED |
| 10 | College Programs |
| 11 | Vocational Programs |
| 12 | Work Assignments |
| 13 | Hobby Shop/Arts & Crafts |
| 14 | Volunteer Services |
| 15 | Special Events/Inmate Org. |
| 16 | Religion |
| 17 | Family Reunion Program |
| 18 | Media Review |
| 19 | General Library |
| 20 | ASAT |

HEALTH SERVICES

| | |
|------|---------|
| 21 | Dental |
| 22 | Medical |
| 22.1 | HIPAA |

FACILITY OPERATIONS

| | |
|------|-----------------------------|
| 23 | Housing/Internal Block |
| 23.1 | Smoking Policy |
| 24 | Special Housing Units |
| 25 | Search & Seizure/Contraband |
| 25.1 | Strip Search |
| 25.2 | Strip Frisk |
| 25.3 | Strip Frisk (Female Inmate) |
| 26 | Kepplock Policy & Procedure |
| 27 | Tier I and II P & P |
| 28 | Tier III Policy & Procedure |
| 29 | Inmate Property |
| 30 | Package Room - #4911 |
| 31 | Rules & Regulations |

ADMINISTRATIVE SERVICES

| | |
|----|---------------------------------|
| 32 | Industry |
| 33 | Property Claims - #2733 |
| 34 | State Issue - Dir. #3081, #4009 |
| 35 | Commissary |
| 36 | Inmate Accounts |
| 37 | Mess Hall |
| 38 | Laundry |
| 39 | Facility Maintenance |

COUNSEL

| | |
|----|------------------------------------|
| 40 | Law Library |
| 41 | Legal Mail |
| 42 | Inmate Rights - Courts/Notary/etc. |
| 43 | Mandatory Court Surcharge |

EXECUTIVE DIRECTION

| | |
|----|-----------------------------|
| 44 | Inmate Grievance Program |
| 45 | Temporary Release Committee |
| 46 | Inter-Facility Transfers |
| 47 | Grooming Standards |
| 48 | Inmate Liaison Committee |
| 49 | Staff Conduct |
| 50 | Miscellaneous |

TOTALS

| | Albion | Attica | Buffalo | Collins | Gowanda | Groveland | Lakeview | Lw ASACTC | Livingston | Oheans | Rochester | Wende | Wyoming |
|--------|--------|--------|---------|---------|---------|-----------|----------|-----------|------------|--------|-----------|-------|---------|
| 1 | 38 | 0 | 1 | 4 | 4 | 4 | 0 | 0 | 10 | 11 | 0 | 38 | 10 |
| 2 | 13 | 0 | 7 | 2 | 5 | 0 | 0 | 0 | 1 | 7 | 0 | 60 | 10 |
| 3 | 57 | 0 | 20 | 10 | 3 | 21 | 0 | 0 | 4 | 40 | 0 | 62 | 14 |
| 4 | 6 | 0 | 0 | 2 | 1 | 1 | 0 | 0 | 0 | 0 | 0 | 1 | 5 |
| 5 | 8 | 0 | 7 | 0 | 0 | 5 | 0 | 0 | 3 | 1 | 0 | 21 | 10 |
| 6 | 20 | 0 | 22 | 12 | 16 | 4 | 0 | 0 | 12 | 18 | 0 | 133 | 9 |
| 7 | 18 | 0 | 5 | 4 | 1 | 3 | 0 | 0 | 0 | 6 | 0 | 29 | 2 |
| 8 | 0 | 0 | 0 | 0 | 0 | 0 | 0 | 0 | 0 | 2 | 0 | 1 | 9 |
| 9 | 1 | 0 | 0 | 0 | 0 | 0 | 0 | 0 | 1 | 1 | 0 | 2 | 0 |
| 10 | 0 | 0 | 2 | 1 | 1 | 0 | 0 | 0 | 0 | 0 | 0 | 0 | 1 |
| 11 | 0 | 1 | 0 | 0 | 0 | 0 | 0 | 0 | 1 | 1 | 0 | 0 | 0 |
| 12 | 0 | 1 | 0 | 0 | 0 | 0 | 0 | 0 | 4 | 1 | 0 | 0 | 6 |
| 13 | 0 | 0 | 0 | 0 | 0 | 0 | 0 | 0 | 0 | 0 | 0 | 0 | 0 |
| 14 | 0 | 1 | 0 | 0 | 0 | 0 | 0 | 0 | 0 | 0 | 0 | 0 | 0 |
| 15 | 0 | 0 | 0 | 0 | 0 | 0 | 0 | 0 | 0 | 0 | 0 | 0 | 0 |
| 16 | 0 | 2 | 0 | 0 | 1 | 0 | 0 | 0 | 2 | 3 | 0 | 4 | 0 |
| 17 | 1 | 40 | 0 | 29 | 3 | 17 | 0 | 0 | 4 | 13 | 0 | 32 | 6 |
| 18 | 0 | 4 | 0 | 1 | 0 | 0 | 0 | 0 | 0 | 0 | 0 | 2 | 0 |
| 19 | 0 | 5 | 0 | 4 | 0 | 5 | 0 | 0 | 1 | 12 | 0 | 6 | 1 |
| 20 | 0 | 7 | 0 | 5 | 2 | 0 | 0 | 0 | 1 | 4 | 0 | 16 | 0 |
| 21 | 9 | 0 | 0 | 3 | 1 | 0 | 0 | 0 | 8 | 0 | 0 | 17 | 11 |
| 22 | 26 | 0 | 32 | 1 | 2 | 15 | 0 | 0 | 5 | 5 | 0 | 18 | 18 |
| 22.1 | 349 | 0 | 143 | 61 | 44 | 113 | 0 | 0 | 27 | 104 | 0 | 294 | 71 |
| 22.1 | 16 | 0 | 10 | 5 | 0 | 0 | 0 | 0 | 0 | 1 | 0 | 0 | 0 |
| 23 | 82 | 0 | 10 | 20 | 9 | 150 | 0 | 0 | 17 | 23 | 0 | 279 | 10 |
| 23.1 | 0 | 0 | 0 | 0 | 0 | 0 | 0 | 0 | 0 | 0 | 0 | 1 | 0 |
| 24 | 128 | 0 | 86 | 2 | 8 | 0 | 0 | 0 | 10 | 52 | 0 | 86 | 1 |
| 25 | 24 | 0 | 14 | 0 | 1 | 12 | 0 | 0 | 5 | 4 | 0 | 23 | 0 |
| 25.1 | 0 | 0 | 0 | 0 | 0 | 0 | 0 | 0 | 0 | 0 | 0 | 0 | 0 |
| 25.2 | 1 | 0 | 1 | 0 | 0 | 1 | 0 | 0 | 0 | 0 | 0 | 0 | 0 |
| 25.3 | 0 | 0 | 0 | 0 | 0 | 0 | 0 | 0 | 0 | 0 | 0 | 0 | 0 |
| 26 | 4 | 0 | 0 | 0 | 0 | 0 | 0 | 0 | 1 | 0 | 0 | 0 | 0 |
| 27 | 4 | 0 | 15 | 7 | 2 | 11 | 0 | 0 | 6 | 4 | 0 | 6 | 1 |
| 28 | 28 | 0 | 12 | 4 | 2 | 53 | 0 | 0 | 11 | 14 | 0 | 44 | 1 |
| 29 | 1 | 86 | 0 | 32 | 10 | 31 | 0 | 0 | 5 | 16 | 0 | 80 | 8 |
| 30 | 28 | 76 | 0 | 24 | 21 | 0 | 0 | 0 | 10 | 22 | 1 | 84 | 30 |
| 31 | 2 | 44 | 0 | 5 | 4 | 4 | 0 | 0 | 9 | 13 | 0 | 27 | 17 |
| 32 | 0 | 0 | 0 | 0 | 0 | 0 | 0 | 0 | 0 | 0 | 0 | 0 | 0 |
| 33 | 19 | 0 | 1 | 1 | 3 | 17 | 0 | 0 | 4 | 25 | 0 | 14 | 2 |
| 34 | 43 | 0 | 43 | 4 | 2 | 23 | 0 | 0 | 0 | 35 | 0 | 37 | 2 |
| 35 | 37 | 0 | 4 | 1 | 1 | 6 | 0 | 0 | 0 | 15 | 0 | 50 | 3 |
| 36 | 49 | 0 | 12 | 1 | 1 | 14 | 0 | 0 | 5 | 18 | 0 | 29 | 8 |
| 37 | 3 | 45 | 0 | 53 | 6 | 68 | 0 | 0 | 7 | 37 | 0 | 80 | 5 |
| 38 | 0 | 14 | 0 | 4 | 0 | 5 | 0 | 0 | 0 | 2 | 0 | 29 | 0 |
| 39 | 13 | 0 | 13 | 6 | 4 | 26 | 0 | 0 | 2 | 6 | 0 | 1 | 2 |
| 40 | 32 | 0 | 17 | 2 | 1 | 12 | 0 | 0 | 7 | 13 | 0 | 72 | 4 |
| 41 | 31 | 0 | 3 | 3 | 2 | 3 | 0 | 0 | 2 | 0 | 0 | 12 | 3 |
| 42 | 28 | 0 | 21 | 3 | 6 | 9 | 0 | 0 | 5 | 7 | 0 | 1 | 0 |
| 43 | 2 | 0 | 0 | 2 | 0 | 1 | 0 | 0 | 3 | 4 | 0 | 0 | 1 |
| 44 | 49 | 0 | 39 | 13 | 2 | 31 | 0 | 0 | 7 | 16 | 0 | 91 | 1 |
| 45 | 1 | 1 | 1 | 1 | 0 | 2 | 0 | 0 | 1 | 2 | 0 | 0 | 0 |
| 46 | 17 | 0 | 6 | 4 | 3 | 10 | 0 | 0 | 3 | 2 | 0 | 1 | 8 |
| 47 | 0 | 0 | 0 | 3 | 2 | 6 | 0 | 0 | 0 | 2 | 0 | 0 | 1 |
| 48 | 3 | 0 | 0 | 1 | 0 | 0 | 0 | 0 | 0 | 0 | 0 | 4 | 0 |
| 49 | 60 | 190 | 0 | 16 | 52 | 64 | 0 | 0 | 26 | 67 | 0 | 256 | 83 |
| 50 | 29 | 29 | 0 | 7 | 0 | 0 | 0 | 0 | 23 | 26 | 0 | 6 | 10 |
| TOTALS | 181 | 1700 | 1 | 727 | 290 | 743 | 0 | 0 | 256 | 654 | 1 | 2050 | 384 |

UNUSUAL INCIDENTS

The following tables show unusual incidents by type by facility for incidents occurring during 2009.

UNUSUAL INCIDENTS: JANUARY-DECEMBER 2009
INCIDENT CATEGORY BY PRISON

| UI CATEGORY | ATTICA | AUBURN | BEDFORD-F. | CLINTON | COXSACKIE | DOWNSTATE | EASTERN | ELMIRA |
|----------------------|--------|--------|------------|---------|-----------|-----------|---------|--------|
| ACCIDENT | 10 | 11 | 3 | 14 | 0 | 7 | 12 | 19 |
| ASSAULT ON INMATE | 26 | 45 | 5 | 55 | 5 | 8 | 1 | 60 |
| ASSAULT ON STAFF | 72 | 24 | 11 | 44 | 28 | 12 | 6 | 20 |
| ASSAULT ON OTHER | 0 | 0 | 0 | 0 | 0 | 0 | 0 | 0 |
| CONTRABAND | 138 | 190 | 21 | 189 | 48 | 26 | 48 | 101 |
| DEATH | 5 | 1 | 3 | 2 | 0 | 0 | 3 | 4 |
| DISRUPTIVE BEHAVIOR | 11 | 19 | 4 | 18 | 3 | 7 | 1 | 11 |
| UTILITIES DISRUPTION | 6 | 1 | 0 | 2 | 0 | 1 | 0 | 0 |
| EMPLOYEE MISCONDUCT | 0 | 3 | 5 | 6 | 4 | 0 | 3 | 2 |
| ESCAPE | 0 | 0 | 0 | 0 | 0 | 0 | 0 | 0 |
| ATTEMPTED ESCAPE | 0 | 0 | 0 | 0 | 0 | 0 | 0 | 0 |
| FIRE | 2 | 0 | 2 | 0 | 0 | 0 | 0 | 0 |
| PROPERTY DESTRUCTION | 0 | 0 | 1 | 0 | 0 | 3 | 1 | 0 |
| PROPERTY LOST STOLEN | 1 | 0 | 2 | 1 | 0 | 0 | 0 | 1 |
| SELF-INJURY | 7 | 2 | 5 | 5 | 2 | 7 | 3 | 4 |
| SEXUAL MISCONDUCT | 0 | 1 | 0 | 2 | 1 | 1 | 0 | 7 |
| SUICIDE ATTEMPT | 4 | 22 | 0 | 8 | 10 | 4 | 2 | 11 |
| TEMPORARY RELEASE | 0 | 0 | 0 | 0 | 0 | 0 | 0 | 0 |
| EMPLOYEE WEAPON USE | 9 | 9 | 2 | 23 | 6 | 2 | 0 | 6 |
| EMPLOYEE JOB ACTION | 0 | 0 | 0 | 1 | 0 | 0 | 0 | 0 |
| OTHER INCIDENTS | 19 | 20 | 2 | 18 | 10 | 50 | 5 | 19 |
| TOTAL | 310 | 350 | 71 | 389 | 117 | 128 | 87 | 266 |

UNUSUAL INCIDENTS: JANUARY-DECEMBER 2009
INCIDENT CATEGORY BY PRISON

| UI CATEGORY | FIVE POINTS | GREAT MEADOW | GREEN HAVEN | SHAWANGUNK | SING SING | SOUTHPORT | SULLIVAN | UPSTATE |
|----------------------|-------------|--------------|-------------|------------|-----------|-----------|----------|---------|
| ACCIDENT | 17 | 5 | 28 | 13 | 10 | 2 | 16 | 7 |
| ASSAULT ON INMATE | 16 | 38 | 13 | 4 | 57 | 0 | 12 | 7 |
| ASSAULT ON STAFF | 18 | 59 | 28 | 1 | 29 | 16 | 10 | 10 |
| ASSAULT ON OTHER | 0 | 0 | 0 | 0 | 0 | 0 | 0 | 0 |
| CONTRABAND | 118 | 169 | 108 | 15 | 120 | 20 | 23 | 39 |
| DEATH | 1 | 4 | 6 | 4 | 17 | 2 | 1 | 3 |
| DISRUPTIVE BEHAVIOR | 27 | 25 | 11 | 2 | 17 | 10 | 6 | 44 |
| UTILITIES DISRUPTION | 0 | 0 | 2 | 0 | 1 | 0 | 1 | 0 |
| EMPLOYEE MISCONDUCT | 8 | 4 | 5 | 2 | 11 | 1 | 0 | 0 |
| ESCAPE | 0 | 0 | 0 | 0 | 0 | 0 | 0 | 0 |
| ATTEMPTED ESCAPE | 0 | 0 | 0 | 0 | 0 | 0 | 0 | 0 |
| FIRE | 0 | 3 | 2 | 0 | 0 | 0 | 0 | 0 |
| PROPERTY DESTRUCTION | 0 | 1 | 0 | 0 | 0 | 0 | 0 | 0 |
| PROPERTY LOST STOLEN | 0 | 1 | 4 | 0 | 3 | 0 | 0 | 0 |
| SELF-INJURY | 5 | 4 | 5 | 1 | 6 | 1 | 6 | 1 |
| SEXUAL MISCONDUCT | 1 | 10 | 6 | 0 | 2 | 3 | 1 | 4 |
| SUICIDE ATTEMPT | 12 | 0 | 0 | 0 | 2 | 7 | 9 | 2 |
| TEMPORARY RELEASE | 0 | 0 | 0 | 0 | 2 | 0 | 0 | 6 |
| EMPLOYEE WEAPON USE | 12 | 11 | 4 | 0 | 20 | 4 | 1 | 0 |
| EMPLOYEE JOB ACTION | 0 | 1 | 0 | 0 | 0 | 4 | 0 | 32 |
| OTHER INCIDENTS | 15 | 15 | 21 | 5 | 9 | 8 | 7 | 9 |
| TOTAL | 250 | 352 | 243 | 50 | 300 | 74 | 95 | 164 |

(continued)

UNUSUAL INCIDENTS: JANUARY-DECEMBER 2009
INCIDENT CATEGORY BY PRISON

| UI CATEGORY | WENDE SHU200 | COLLINS SHU200 | CAYUGA SHU200 | FISHKILL SHU200 | LAKEVIEW SHU200 | ORLEANS SHU200 | GREENE SHU200 | GOVERNEUR SHU200 |
|----------------------|-----------------|-------------------|------------------|--------------------|--------------------|-------------------|------------------|---------------------|
| ACCIDENT | 11 | 1 | 1 | 1 | 0 | 0 | 0 | 0 |
| ASSAULT ON INMATE | 21 | 1 | 0 | 1 | 0 | 0 | 0 | 0 |
| ASSAULT ON STAFF | 23 | 2 | 1 | 17 | 10 | 3 | 1 | 1 |
| ASSAULT ON OTHER | 0 | 0 | 0 | 0 | 0 | 0 | 0 | 0 |
| CONTRABAND | 84 | 1 | 19 | 8 | 13 | 4 | 6 | 1 |
| DEATH | 3 | 1 | 0 | 1 | 0 | 0 | 0 | 0 |
| DISRUPTIVE BEHAVIOR | 14 | 1 | 2 | 6 | 3 | 5 | 1 | 9 |
| UTILITIES DISRUPTION | 0 | 0 | 0 | 0 | 0 | 0 | 0 | 0 |
| EMPLOYEE MISCONDUCT | 5 | 0 | 0 | 0 | 0 | 0 | 0 | 0 |
| ESCAPE | 0 | 0 | 0 | 0 | 0 | 0 | 0 | 0 |
| ATTEMPTED ESCAPE | 0 | 0 | 0 | 0 | 0 | 0 | 0 | 0 |
| FIRE | 1 | 0 | 0 | 0 | 0 | 0 | 0 | 1 |
| PROPERTY DESTRUCTION | 0 | 0 | 0 | 0 | 0 | 0 | 0 | 0 |
| PROPERTY LOST STOLEN | 4 | 0 | 0 | 0 | 0 | 0 | 0 | 0 |
| SELF-INJURY | 2 | 0 | 0 | 0 | 0 | 0 | 0 | 0 |
| SEXUAL MISCONDUCT | 0 | 0 | 0 | 0 | 0 | 0 | 0 | 0 |
| SUICIDE ATTEMPT | 3 | 1 | 0 | 1 | 1 | 0 | 0 | 0 |
| TEMPORARY RELEASE | 0 | 0 | 0 | 0 | 0 | 0 | 0 | 0 |
| EMPLOYEE WEAPON USE | 8 | 0 | 0 | 1 | 2 | 2 | 0 | 3 |
| EMPLOYEE JOB ACTION | 0 | 0 | 0 | 0 | 0 | 0 | 0 | 0 |
| OTHER INCIDENTS | 19 | 1 | 1 | 4 | 1 | 0 | 0 | 0 |
| TOTAL | 198 | 9 | 24 | 42 | 31 | 14 | 8 | 15 |

UNUSUAL INCIDENTS: JANUARY-DECEMBER 2009
INCIDENT CATEGORY BY PRISON

| UI CATEGORY | MID-STATE SHU200 | FISHKILL RMU | BEFORD HILLS RMU | COXSACKIE RMU | WENDE RMU | WALSH RMU | ADIRONDACK | ALBION-F. |
|----------------------|---------------------|--------------|---------------------|------------------|-----------|-----------|------------|-----------|
| ACCIDENT | 0 | 1 | 1 | 0 | 1 | 5 | 8 | 7 |
| ASSAULT ON INMATE | 0 | 0 | 0 | 0 | 0 | 4 | 0 | 2 |
| ASSAULT ON STAFF | 2 | 3 | 0 | 2 | 3 | 2 | 6 | 3 |
| ASSAULT ON OTHER | 4 | 1 | 0 | 0 | 0 | 0 | 0 | 0 |
| CONTRABAND | 4 | 10 | 1 | 16 | 17 | 6 | 5 | 15 |
| DEATH | 1 | 0 | 0 | 0 | 2 | 18 | 1 | 1 |
| DISRUPTIVE BEHAVIOR | 0 | 0 | 0 | 0 | 0 | 8 | 2 | 0 |
| UTILITIES DISRUPTION | 0 | 1 | 0 | 0 | 0 | 0 | 0 | 0 |
| EMPLOYEE MISCONDUCT | 0 | 0 | 0 | 0 | 0 | 0 | 1 | 1 |
| ESCAPE | 0 | 0 | 0 | 0 | 0 | 0 | 0 | 0 |
| ATTEMPTED ESCAPE | 0 | 0 | 0 | 0 | 0 | 0 | 0 | 0 |
| FIRE | 0 | 0 | 0 | 0 | 0 | 0 | 1 | 0 |
| PROPERTY DESTRUCTION | 0 | 0 | 0 | 0 | 0 | 0 | 0 | 0 |
| PROPERTY LOST STOLEN | 0 | 2 | 0 | 0 | 1 | 0 | 2 | 0 |
| SELF-INJURY | 1 | 0 | 0 | 0 | 0 | 0 | 0 | 0 |
| SEXUAL MISCONDUCT | 0 | 0 | 0 | 0 | 0 | 0 | 1 | 1 |
| SUICIDE ATTEMPT | 4 | 0 | 0 | 0 | 0 | 0 | 0 | 3 |
| TEMPORARY RELEASE | 0 | 0 | 0 | 0 | 0 | 0 | 0 | 2 |
| EMPLOYEE WEAPON USE | 0 | 0 | 0 | 0 | 0 | 1 | 0 | 0 |
| EMPLOYEE JOB ACTION | 0 | 0 | 0 | 0 | 0 | 0 | 0 | 0 |
| OTHER INCIDENTS | 1 | 0 | 0 | 0 | 5 | 9 | 2 | 3 |
| TOTAL | 13 | 18 | 2 | 20 | 32 | 53 | 29 | 40 |

UNUSUAL INCIDENTS: JANUARY-DECEMBER 2009
INCIDENT CATEGORY BY PRISON

| UI CATEGORY | ALTONA | ARTHUR KILL | ARTHUR KILL ASACTC | BARE HILL | BAYVIEW-FEMA LE | BUTLER | CAPE VINCENT | CAYUGA |
|----------------------|--------|-------------|-----------------------|-----------|--------------------|--------|--------------|--------|
| ACCIDENT | 4 | 16 | 0 | 15 | 3 | 4 | 8 | 9 |
| ASSAULT ON INMATE | 1 | 2 | 0 | 27 | 0 | 0 | 3 | 3 |
| ASSAULT ON STAFF | 0 | 6 | 0 | 4 | 0 | 0 | 0 | 1 |
| ASSAULT ON OTHER | 0 | 0 | 0 | 0 | 0 | 0 | 0 | 0 |
| CONTRABAND | 2 | 16 | 2 | 85 | 5 | 1 | 30 | 20 |
| DEATH | 0 | 2 | 0 | 1 | 1 | 0 | 2 | 3 |
| DISRUPTIVE BEHAVIOR | 2 | 1 | 0 | 12 | 0 | 0 | 1 | 2 |
| UTILITIES DISRUPTION | 0 | 5 | 0 | 0 | 2 | 0 | 0 | 0 |
| EMPLOYEE MISCONDUCT | 0 | 0 | 0 | 2 | 0 | 0 | 3 | 0 |
| ESCAPE | 0 | 0 | 0 | 0 | 0 | 0 | 0 | 0 |
| ATTEMPTED ESCAPE | 0 | 0 | 0 | 0 | 0 | 0 | 0 | 0 |
| FIRE | 0 | 0 | 0 | 3 | 0 | 0 | 0 | 0 |
| PROPERTY DESTRUCTION | 0 | 0 | 0 | 0 | 0 | 0 | 0 | 0 |
| PROPERTY LOST STOLEN | 0 | 1 | 0 | 0 | 3 | 0 | 2 | 0 |
| SELF-INJURY | 0 | 0 | 0 | 0 | 0 | 0 | 0 | 0 |
| SEXUAL MISCONDUCT | 0 | 6 | 0 | 5 | 0 | 0 | 0 | 0 |
| SUICIDE ATTEMPT | 0 | 0 | 0 | 5 | 0 | 0 | 0 | 0 |
| TEMPORARY RELEASE | 0 | 0 | 0 | 0 | 4 | 0 | 0 | 0 |
| EMPLOYEE WEAPON USE | 0 | 0 | 0 | 0 | 0 | 0 | 0 | 0 |
| EMPLOYEE JOB ACTION | 0 | 0 | 0 | 0 | 0 | 0 | 0 | 0 |
| OTHER INCIDENTS | 0 | 3 | 0 | 4 | 2 | 1 | 2 | 4 |
| TOTAL | 13 | 58 | 2 | 163 | 22 | 6 | 53 | 42 |

UNUSUAL INCIDENTS: JANUARY-DECEMBER 2009
INCIDENT CATEGORY BY PRISON

| UI CATEGORY | CHATEAUGAY | COLLINS | FISHKILL | FRANKLIN | GOVERNEUR | GOWANDA | GREENE | GROVELAND |
|----------------------|------------|---------|----------|----------|-----------|---------|--------|-----------|
| ACCIDENT | 4 | 10 | 20 | 13 | 9 | 20 | 4 | 12 |
| ASSAULT ON INMATE | 0 | 3 | 7 | 16 | 3 | 5 | 27 | 8 |
| ASSAULT ON STAFF | 0 | 0 | 11 | 6 | 5 | 2 | 12 | 1 |
| ASSAULT ON OTHER | 0 | 0 | 0 | 0 | 0 | 0 | 0 | 0 |
| CONTRABAND | 1 | 17 | 53 | 49 | 11 | 18 | 79 | 26 |
| DEATH | 0 | 2 | 2 | 1 | 2 | 0 | 0 | 1 |
| DISRUPTIVE BEHAVIOR | 0 | 2 | 5 | 9 | 0 | 2 | 0 | 6 |
| UTILITIES DISRUPTION | 0 | 0 | 1 | 0 | 0 | 0 | 3 | 2 |
| EMPLOYEE MISCONDUCT | 0 | 0 | 12 | 2 | 0 | 1 | 1 | 3 |
| ESCAPE | 0 | 0 | 0 | 0 | 0 | 0 | 0 | 0 |
| ATTEMPTED ESCAPE | 0 | 0 | 0 | 0 | 0 | 0 | 0 | 0 |
| FIRE | 1 | 1 | 0 | 1 | 0 | 2 | 0 | 1 |
| PROPERTY DESTRUCTION | 0 | 0 | 0 | 0 | 0 | 0 | 0 | 0 |
| PROPERTY LOST STOLEN | 0 | 1 | 4 | 0 | 2 | 1 | 2 | 4 |
| SELF-INJURY | 0 | 0 | 1 | 1 | 0 | 0 | 0 | 1 |
| SEXUAL MISCONDUCT | 0 | 0 | 1 | 4 | 1 | 3 | 3 | 1 |
| SUICIDE ATTEMPT | 0 | 0 | 2 | 2 | 0 | 0 | 1 | 0 |
| TEMPORARY RELEASE | 0 | 0 | 2 | 0 | 0 | 0 | 0 | 0 |
| EMPLOYEE WEAPON USE | 0 | 0 | 2 | 0 | 0 | 0 | 1 | 0 |
| EMPLOYEE JOB ACTION | 0 | 0 | 0 | 0 | 0 | 0 | 0 | 0 |
| OTHER INCIDENTS | 0 | 4 | 12 | 4 | 1 | 4 | 3 | 7 |
| TOTAL | 6 | 43 | 140 | 108 | 35 | 59 | 151 | 73 |

(continued)

UNUSUAL INCIDENTS: JANUARY-DECEMBER 2009
INCIDENT CATEGORY BY PRISON

| UI CATEGORY | HALE CREEK | HUDSON | LAKEVIEW-M RECEP | LAKEVIEW-M SHOCK | LAKEVIEW-F SHOCK | LIVINGSTON | MARCY | MID-ORANGE |
|----------------------|------------|--------|---------------------|---------------------|---------------------|------------|-------|------------|
| ACCIDENT | 1 | 4 | 0 | 4 | 1 | 4 | 6 | 3 |
| ASSAULT ON INMATE | 1 | 2 | 0 | 2 | 0 | 7 | 20 | 2 |
| ASSAULT ON STAFF | 0 | 1 | 7 | 0 | 1 | 2 | 1 | 0 |
| ASSAULT ON OTHER | 0 | 0 | 0 | 0 | 0 | 0 | 0 | 0 |
| CONTRABAND | 2 | 16 | 0 | 5 | 0 | 20 | 45 | 4 |
| DEATH | 0 | 0 | 0 | 0 | 0 | 1 | 1 | 2 |
| DISRUPTIVE BEHAVIOR | 0 | 1 | 2 | 0 | 0 | 2 | 4 | 0 |
| UTILITIES DISRUPTION | 0 | 1 | 0 | 0 | 0 | 0 | 0 | 1 |
| EMPLOYEE MISCONDUCT | 1 | 1 | 0 | 1 | 0 | 0 | 0 | 2 |
| ESCAPE | 0 | 0 | 0 | 0 | 0 | 0 | 0 | 0 |
| ATTEMPTED ESCAPE | 0 | 0 | 0 | 0 | 0 | 0 | 0 | 0 |
| FIRE | 0 | 0 | 0 | 0 | 0 | 0 | 0 | 0 |
| PROPERTY DESTRUCTION | 0 | 0 | 0 | 0 | 0 | 0 | 0 | 0 |
| PROPERTY LOST STOLEN | 1 | 0 | 0 | 0 | 0 | 2 | 2 | 1 |
| SELF-INJURY | 0 | 0 | 0 | 0 | 0 | 0 | 0 | 0 |
| SEXUAL MISCONDUCT | 0 | 0 | 0 | 0 | 0 | 0 | 0 | 1 |
| SUICIDE ATTEMPT | 0 | 0 | 0 | 0 | 0 | 0 | 1 | 0 |
| TEMPORARY RELEASE | 0 | 9 | 0 | 0 | 0 | 1 | 0 | 0 |
| EMPLOYEE WEAPON USE | 0 | 0 | 0 | 0 | 0 | 0 | 1 | 0 |
| EMPLOYEE JOB ACTION | 2 | 2 | 0 | 0 | 0 | 2 | 11 | 0 |
| OTHER INCIDENTS | | | | | | | | |
| TOTAL | 8 | 36 | 10 | 16 | 2 | 41 | 92 | 16 |

UNUSUAL INCIDENTS: JANUARY-DECEMBER 2009
INCIDENT CATEGORY BY PRISON

| UI CATEGORY | MID-STATE | MOHAWK | MT. MCGREGOR | OGDENSBURG | ONEIDA | ORLEANS | OTISVILLE | RIVERVIEW |
|----------------------|-----------|--------|--------------|------------|--------|---------|-----------|-----------|
| ACCIDENT | 9 | 15 | 0 | 5 | 8 | 7 | 5 | 7 |
| ASSAULT ON INMATE | 12 | 7 | 2 | 3 | 4 | 11 | 1 | 4 |
| ASSAULT ON STAFF | 6 | 0 | 3 | 0 | 2 | 3 | 0 | 3 |
| ASSAULT ON OTHER | 0 | 0 | 0 | 0 | 0 | 0 | 0 | 0 |
| CONTRABAND | 37 | 18 | 14 | 16 | 18 | 22 | 4 | 18 |
| DEATH | 0 | 0 | 0 | 0 | 4 | 2 | 1 | 0 |
| DISRUPTIVE BEHAVIOR | 10 | 4 | 1 | 1 | 1 | 3 | 1 | 4 |
| UTILITIES DISRUPTION | 0 | 0 | 1 | 0 | 0 | 0 | 0 | 2 |
| EMPLOYEE MISCONDUCT | 2 | 0 | 3 | 0 | 2 | 4 | 2 | 1 |
| ESCAPE | 0 | 0 | 0 | 0 | 0 | 0 | 0 | 0 |
| ATTEMPTED ESCAPE | 0 | 0 | 0 | 0 | 0 | 0 | 0 | 0 |
| FIRE | 0 | 0 | 0 | 0 | 0 | 0 | 0 | 0 |
| PROPERTY DESTRUCTION | 1 | 1 | 0 | 0 | 0 | 0 | 0 | 0 |
| PROPERTY LOST STOLEN | 1 | 0 | 0 | 0 | 0 | 2 | 0 | 0 |
| SELF-INJURY | 2 | 1 | 2 | 1 | 1 | 2 | 2 | 0 |
| SEXUAL MISCONDUCT | 1 | 0 | 0 | 0 | 0 | 1 | 0 | 2 |
| SUICIDE ATTEMPT | 4 | 0 | 0 | 0 | 1 | 0 | 0 | 0 |
| TEMPORARY RELEASE | 0 | 0 | 0 | 0 | 0 | 0 | 0 | 0 |
| EMPLOYEE WEAPON USE | 2 | 0 | 0 | 0 | 0 | 0 | 0 | 0 |
| EMPLOYEE JOB ACTION | 0 | 0 | 0 | 0 | 0 | 0 | 0 | 0 |
| OTHER INCIDENTS | 6 | 2 | 3 | 3 | 9 | 3 | 2 | 4 |
| TOTAL | 96 | 46 | 28 | 29 | 51 | 60 | 18 | 45 |

UNUSUAL INCIDENTS: JANUARY-DECEMBER 2009
INCIDENT CATEGORY BY PRISON

| UI CATEGORY | TACONIC-F- | TACONIC ASACTC | ULSTER | WALKILL | WASHINGTON | WATERTOWN | WOODBOURNE | WYOMING |
|----------------------|------------|----------------|--------|---------|------------|-----------|------------|---------|
| ACCIDENT | 4 | 1 | 11 | 9 | 5 | 7 | 4 | 21 |
| ASSAULT ON INMATE | 4 | 0 | 0 | 1 | 9 | 5 | 2 | 20 |
| ASSAULT ON STAFF | 1 | 0 | 1 | 1 | 3 | 2 | 0 | 4 |
| ASSAULT ON OTHER | 1 | 0 | 0 | 0 | 0 | 0 | 0 | 0 |
| CONTRABAND | 5 | 0 | 9 | 9 | 34 | 11 | 14 | 32 |
| DEATH | 0 | 0 | 0 | 1 | 0 | 1 | 1 | 1 |
| DISRUPTIVE BEHAVIOR | 0 | 0 | 1 | 0 | 10 | 1 | 0 | 4 |
| UTILITIES DISRUPTION | 0 | 0 | 4 | 1 | 0 | 1 | 0 | 0 |
| EMPLOYEE MISCONDUCT | 1 | 0 | 0 | 0 | 1 | 0 | 0 | 0 |
| ESCAPE | 0 | 0 | 0 | 0 | 0 | 0 | 0 | 0 |
| ATTEMPTED ESCAPE | 0 | 0 | 0 | 0 | 0 | 0 | 0 | 0 |
| FIRE | 0 | 0 | 0 | 0 | 0 | 2 | 3 | 1 |
| PROPERTY DESTRUCTION | 1 | 0 | 0 | 0 | 0 | 0 | 3 | 1 |
| PROPERTY LOST STOLEN | 0 | 0 | 0 | 0 | 0 | 0 | 0 | 1 |
| SELF-INJURY | 0 | 0 | 0 | 0 | 1 | 1 | 0 | 1 |
| SEXUAL MISCONDUCT | 1 | 0 | 0 | 0 | 1 | 0 | 0 | 0 |
| SUICIDE ATTEMPT | 0 | 1 | 0 | 0 | 0 | 0 | 0 | 0 |
| TEMPORARY RELEASE | 0 | 0 | 0 | 0 | 0 | 0 | 0 | 0 |
| EMPLOYEE WEAPON USE | 0 | 0 | 0 | 0 | 1 | 0 | 0 | 0 |
| EMPLOYEE JOB ACTION | 0 | 0 | 0 | 0 | 0 | 0 | 0 | 0 |
| OTHER INCIDENTS | 0 | 0 | 1 | 1 | 1 | 2 | 1 | 4 |
| TOTAL | 18 | 2 | 28 | 24 | 66 | 33 | 28 | 89 |

UNUSUAL INCIDENTS: JANUARY-DECEMBER 2009
INCIDENT CATEGORY BY PRISON

| UI CATEGORY | BEACON | BUFFALO | BUTLER MINIMUM | EDGEcombe | FULTON | LINCOLN | LYON MOUNTAIN | QUEENSBORO |
|----------------------|--------|---------|----------------|-----------|--------|---------|---------------|------------|
| ACCIDENT | 2 | 1 | 2 | 1 | 0 | 0 | 0 | 4 |
| ASSAULT ON INMATE | 0 | 0 | 0 | 0 | 0 | 0 | 0 | 0 |
| ASSAULT ON STAFF | 0 | 0 | 0 | 1 | 0 | 0 | 1 | 3 |
| ASSAULT ON OTHER | 0 | 0 | 0 | 1 | 0 | 0 | 0 | 0 |
| CONTRABAND | 0 | 3 | 3 | 2 | 7 | 5 | 0 | 3 |
| DEATH | 0 | 1 | 0 | 0 | 0 | 0 | 0 | 1 |
| DISRUPTIVE BEHAVIOR | 0 | 0 | 0 | 0 | 0 | 0 | 0 | 0 |
| UTILITIES DISRUPTION | 0 | 0 | 0 | 0 | 0 | 0 | 0 | 0 |
| EMPLOYEE MISCONDUCT | 0 | 0 | 0 | 0 | 2 | 0 | 0 | 1 |
| ESCAPE | 0 | 0 | 0 | 0 | 0 | 0 | 1 | 0 |
| ATTEMPTED ESCAPE | 0 | 0 | 0 | 0 | 0 | 0 | 0 | 0 |
| FIRE | 0 | 0 | 0 | 0 | 0 | 0 | 0 | 0 |
| PROPERTY DESTRUCTION | 0 | 0 | 0 | 0 | 0 | 0 | 0 | 0 |
| PROPERTY LOST STOLEN | 0 | 0 | 0 | 1 | 1 | 1 | 0 | 0 |
| SELF-INJURY | 0 | 0 | 0 | 0 | 0 | 0 | 0 | 0 |
| SEXUAL MISCONDUCT | 0 | 0 | 0 | 0 | 0 | 0 | 0 | 1 |
| SUICIDE ATTEMPT | 0 | 0 | 0 | 0 | 0 | 0 | 0 | 0 |
| TEMPORARY RELEASE | 0 | 16 | 0 | 0 | 38 | 35 | 0 | 0 |
| EMPLOYEE WEAPON USE | 0 | 0 | 0 | 0 | 0 | 0 | 0 | 0 |
| EMPLOYEE JOB ACTION | 0 | 0 | 0 | 0 | 0 | 0 | 1 | 0 |
| OTHER INCIDENTS | 0 | 0 | 0 | 1 | 0 | 0 | 0 | 1 |
| TOTAL | 2 | 21 | 5 | 7 | 48 | 41 | 3 | 15 |

UNUSUAL INCIDENTS: JANUARY-DECEMBER 2009
INCIDENT CATEGORY BY PRISON

| UI CATEGORY | ROCHESTER | SUMMIT | MONTEREY SHOCK | MORIAH SHOCK | SUMMIT SHOCK-M. | CAMP GEORGETOWN | CAMP MCGREGOR | CAMP PHARSALIA |
|----------------------|-----------|--------|----------------|--------------|-----------------|-----------------|---------------|----------------|
| ACCIDENT | 3 | 0 | 2 | 4 | 1 | 3 | 1 | 0 |
| ASSAULT ON INMATE | 0 | 0 | 0 | 0 | 0 | 0 | 0 | 0 |
| ASSAULT ON STAFF | 0 | 0 | 0 | 0 | 0 | 0 | 1 | 1 |
| ASSAULT ON OTHER | 0 | 0 | 0 | 0 | 0 | 0 | 0 | 0 |
| CONTRABAND | 2 | 1 | 0 | 2 | 0 | 2 | 2 | 1 |
| DEATH | 0 | 0 | 0 | 0 | 0 | 1 | 0 | 0 |
| DISRUPTIVE BEHAVIOR | 0 | 0 | 0 | 0 | 1 | 0 | 0 | 0 |
| UTILITIES DISRUPTION | 0 | 0 | 0 | 0 | 0 | 0 | 0 | 0 |
| EMPLOYEE MISCONDUCT | 0 | 0 | 0 | 1 | 0 | 0 | 0 | 0 |
| ESCAPE | 0 | 0 | 0 | 0 | 0 | 0 | 0 | 0 |
| ATTEMPTED ESCAPE | 1 | 0 | 0 | 0 | 0 | 0 | 0 | 0 |
| FIRE | 0 | 0 | 0 | 0 | 0 | 0 | 0 | 0 |
| PROPERTY DESTRUCTION | 0 | 0 | 0 | 0 | 0 | 0 | 0 | 0 |
| PROPERTY LOST STOLEN | 1 | 0 | 0 | 0 | 1 | 0 | 0 | 1 |
| SELF-INJURY | 0 | 0 | 0 | 0 | 0 | 0 | 0 | 0 |
| SEXUAL MISCONDUCT | 0 | 0 | 0 | 0 | 0 | 0 | 0 | 0 |
| SUICIDE ATTEMPT | 0 | 0 | 0 | 0 | 0 | 0 | 0 | 0 |
| TEMPORARY RELEASE | 11 | 0 | 0 | 0 | 0 | 0 | 0 | 0 |
| EMPLOYEE WEAPON USE | 0 | 0 | 0 | 0 | 0 | 0 | 0 | 0 |
| EMPLOYEE JOB ACTION | 0 | 0 | 1 | 0 | 0 | 0 | 0 | 0 |
| OTHER INCIDENTS | 0 | 0 | 0 | 1 | 0 | 2 | 0 | 0 |
| TOTAL | 18 | 1 | 3 | 8 | 4 | 8 | 4 | 3 |

UNUSUAL INCIDENTS: JANUARY-DECEMBER 2009
INCIDENT CATEGORY BY PRISON

| UI CATEGORY | CENTRAL OFFICE | COMMUNITY CONTRACT |
|----------------------|----------------|--------------------|
| ACCIDENT | 7 | 1 |
| ASSAULT ON INMATE | 0 | 0 |
| ASSAULT ON STAFF | 0 | 0 |
| ASSAULT ON OTHER | 0 | 0 |
| CONTRABAND | 4 | 0 |
| DEATH | 0 | 0 |
| DISRUPTIVE BEHAVIOR | 0 | 0 |
| UTILITIES DISRUPTION | 0 | 0 |
| EMPLOYEE MISCONDUCT | 1 | 0 |
| ESCAPE | 0 | 0 |
| ATTEMPTED ESCAPE | 0 | 0 |
| FIRE | 0 | 0 |
| PROPERTY DESTRUCTION | 0 | 0 |
| PROPERTY LOST STOLEN | 0 | 0 |
| SELF-INJURY | 0 | 0 |
| SEXUAL MISCONDUCT | 0 | 0 |
| SUICIDE ATTEMPT | 0 | 0 |
| TEMPORARY RELEASE | 0 | 0 |
| EMPLOYEE WEAPON USE | 0 | 0 |
| EMPLOYEE JOB ACTION | 0 | 0 |
| OTHER INCIDENTS | 0 | 0 |
| TOTAL | 12 | 1 |